

Getting Closer to Communities: The Warmth of Community Well-being in the Local Government Act 2002

By

Muhammad Mubashir Mukhtar



A thesis submitted to the Victoria University of Wellington in
fulfilment of the requirements for the degree of Masters by Thesis in
Public Policy, School of Government

Victoria University of Wellington
(January 2021)

Abstract

The reintroduction of community well-being as a purpose, into the Local Government Act 2002, has created the opportunity for the Councils to engage with their communities in a more holistic way. Although the Councils are consulting within their jurisdictions, this is currently more focused on the core services delivered or assets managed by them. With the community well-being framework in place, the Councils will be able to monitor the developments within their communities from a social, economic, environmental, and cultural perspective. It will enable them to participate on the ground level and to raise the volume with the central government agencies on what matters most for their communities.

The enabling factor for this conversation to happen is sitting with the extensiveness of community engagement from the Council side. Through these engagements, the Councils will be able to identify and prioritise the outcomes which their communities' value. These outcomes will be impacting on the Council business as to what and how they will deliver the core services.

In this thesis, we will be looking into the history and role of community well-being in the Local Government Act 2002, and its evolution into the Local Government (Community Well-being) Amendment Act 2019. Along with it, we intend to identify a framework and a set of indicators on community well-being which are common across the local government sector.

This research will primarily help the staff members of the Councils to grasp the dynamics of community well-being and to incorporate it in their various strategic plans and reports. Secondly, it will help the community organisations and contractors to work more closely with the Councils and see how they can have a more positive impact on their communities. Thirdly, this piece will seek to align the well-being work of the local government sector with the work currently undergoing at the central government level; specifically, the Living Standards Framework (LSF) at The Treasury and Indicators Aotearoa New Zealand (IANZ) at Statistics New Zealand.

Acknowledgements

Alhamdulillah, all praise to Allah swt who gave the strength and knowledge to undertake this research project. I would like to specifically mention few names in here who encouraged, supported and inspired in this whole journey. Starting from my mother Qaiser Mukhtar who encouraged, pushed and inspired in every way of life. This thesis wouldn't been completed without her prayers. I know that it's not going to stop here as now she wants me to pursue PhD. I miss my father Mukhtar Ahmed but feel his prayers around all the time. Have to definitely give a huge thanks for untiring support from my wife Iqra who sacrificed uncountable weekends and evenings while I kept on working. Also thanks to her in looking after our three young children who sneaked every opportunity to start jumping in my study room and take out printer pages whenever possible.

The unique guidance which I keep on getting from my mentors were also very helpful to keep the balance and focus. Thanks to my Sheikh Hazrat Feroz Abdullah Memon for his ever guidance around life balance and prayers for my success. Am also thankful to Dr Asad Zaman who kept on giving feedbacks and guidance over the time. Also thanks to Dr Shahid Qureshi, Dr Zeeshan Ahmed, Dr Azam Ali, Dr Muhammad Umair and Mufti Sarfraz Nehal who kept on encouraging.

This thesis wouldn't have been started or completed without the support and guidance of various colleagues whom I worked with over the time. A big thankyou to Vincie Billante, Toni Durham (both from Ashburton District Council), Pim Borren (from Masterton District Council and SOLGM), Karen Thomas, Kate Macnaught, Raymond Horan, Chelsey Reid (all four from New Zealand Society of Local Government Managers (SOLGM)).

There are couple of people who inspired me to take this topic and thanks is truly due to them as well. Thankyou Dr Asad Zaman (from Pakistan Institute of Development Economics), Dr Syed Salman Ali (from Islamic Development Bank), Dr Mike Reid (from Local Government New Zealand), Karen Thomas (from SOLGM), Dr Ganesh Nana (from BERL), Hon Minister Nanaia Mahuta (Minister for Local Government, Foreign Affairs and Maori Development).

The list might not be exhaustive, but it will be absolutely incomplete without a special thanks of gratitude to my thesis supervisor Dr Girol Karacaoglu. I am thankful to the support, wisdom and patience given by you. I am also awed with the level of passion which you have in this area of research and feel lucky to have you as my supervisor. You have inspired me a lot, taught me a lot and keenly looking forward for the next project of PhD. I am really thankful on your support during the two major events (15 March 2019 incident and COVID-19 Local Government Response workload) which diverted me from this project for a while, your check-ins and catch ups really helped and motivated me, thank you!

Lastly a huge thanks to my three sisters, family, friends and colleagues who constantly provided me with moral support. I needed every bit of it to keep on going and completing this.

Thank you all!

Table of Contents

Abstract.....	1
Acknowledgements	2
Table of Contents.....	4
List of Tables	5
List of Figures	6
List of Abbreviations	7
Chapter 1: Introduction	8
Research Objectives	10
Methodology.....	11
Flow of Thesis.....	13
Chapter 2: History of Community Well-being in Local Government Act 2002.....	15
Chapter 3: Community Well-being Framework.....	21
Purpose of Local Government Act 2002	21
Aspects of Community Well-beings	22
Community Well-being Framework & Community Outcomes	25
The Planning Framework	31
Chapter 4: Observations and Changes in LGA 2002	44
Auditor General Observations on 2006 & 2009 Long Term Plans	44
Changes in LGA 2002 in the year 2010 and 2012	45
Changes in LGA 2002 in the year 2019	48
Chapter 5: Set of Measures Common Across the Councils	50
Measures selection through long term plan 2009-19	50
Chapter 6: Aligning the Community Well-being Measures with LSF and IANZ.....	62
Chapter 7: Case Study: Community Well-beings in Ashburton District Council.....	67
Chapter 8: Conclusion and Further Research Directions.....	78
References	83
Appendix A: List of Community Well-being Outcomes and Measures by Councils	90
Appendix B: Community Well-being Statements by Councils.....	285
Appendix C: Coverage of Community Well-being Measures in Living Standard Framework	343
Appendix D: Coverage of Community Well-being Measures in Indicators Aotearoa New Zealand.....	346

List of Tables

Table 1: Existing and Proposed Changes in Local Government Act.....	20
Table 2: Ashburton District Council (2009).....	28
Table 3: Masterton District Council (2009).....	29
Table 4: Upper Hutt City Council (2009).....	29
Table 5: New Plymouth District Council (2009).....	30
Table 6: Mackenzie District Council (2009).....	31
Table 7: Cluster Analysis Model.....	54
Table 8: Cluster Analysis Summary.....	55
Table 9: Community Outcomes and Measures from Ashburton District Council 2009.....	70
Table 10: Community Outcomes and Strategic Objectives from Ashburton District Council 2009.....	72

List of Figures

Figure 1: Community Well-being in LGA 2002 over the time.....	8
Figure 2: SOLGM Community Well-being Indicator Framework	27
Figure 3: The Planning Framework	34
Figure 4: The Performance Framework for Local Government (SOLGM, 2020)	36
Figure 5: Components of the City Strategic Framework (Hamilton City Council, 2009)	37
Figure 6: Council's Contribution to Tauranga Tomorrow (Tauranga City Council, 2009)	38
Figure 7: Council's Contribution to Outcomes (Grey District Council, 2009)	39
Figure 8: Community Outcomes, Details for 1st Outcome (Ashburton District Council, 2009)	40
Figure 9a: Community Outcomes, Details for 3rd Outcome (Masterton District Council, 2009)	41
Figure 9b: Community Outcomes, Details for 3rd Outcome (Masterton District Council, 2009)	42
Figure 10: Community Outcomes, Details for 1st Outcome (Hurunui District Council, 2009)	43
Figure 11: Community Outcomes Data Availability Dashboard	56
Figure 12: Overview of the Community Well-beings and Comparison with LSF and IANZ	57
Figure 13: List of Community Well-beings	58
Figure 14: List of Community Well-being Statements	59
Figure 15: Broad Group of Measures by Number of Measures, Number of Outcomes and Number of Councils	60
Figure 16: Broad Community Well-being Measures.....	61
Figure 17: Coverage of Community Well-being Measures in Living Standard Framework.....	65
Figure 18: Coverage of Community Well-being Measures in Indicators Aotearoa New Zealand	66
Figure 19: ADC Community Outcomes and Strategic Planning	72

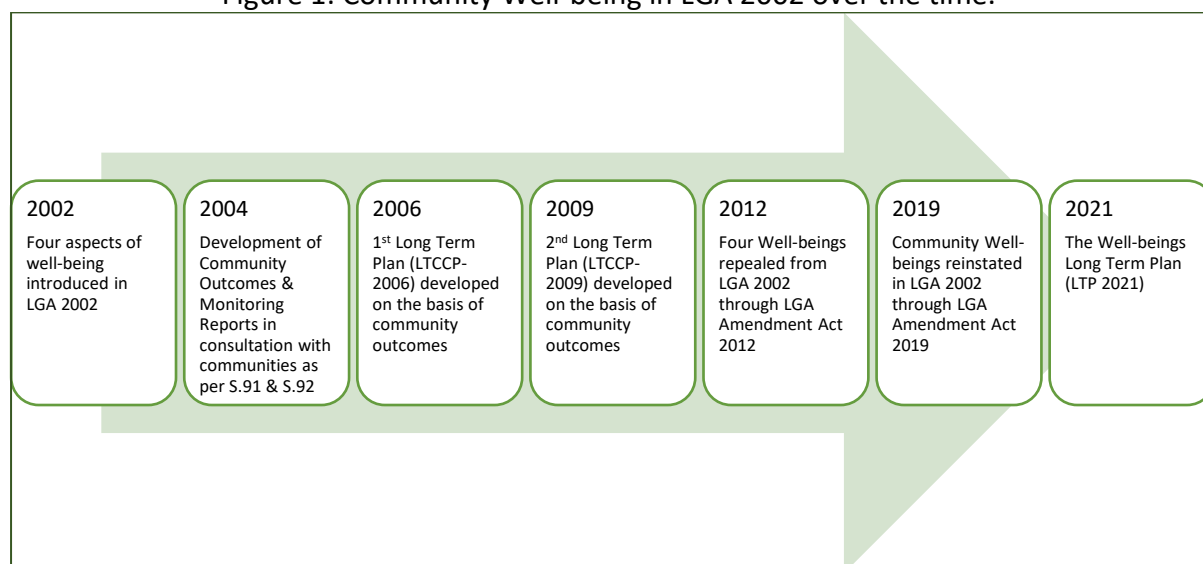
List of Abbreviations

ADC	Ashburton District Council
AG	Auditor General
AP	Annual Plan
AR	Annual Report
AU	Area Unit
CWB	Community Well-being
DIA	Department of Internal Affairs
GDP	Gross Domestic Product
GSS	General Social Survey
IANZ	Indicators Aotearoa New Zealand
LGA	Local Government Act
LGAA	Local Government Amendment Act
LGAB	Local Government Amendment Bill
LGNZ	Local Government New Zealand
LSF	Living Standard Framework
LTCCP	Long Term Council Community Plan
LTFS	Long Term Financial Strategy
LTP	Long Term Plan
MBIE	Ministry of Business, Innovation and Employment
NZ	New Zealand
NZTA	New Zealand Transport Authority
OAG	Office of Auditor General
SA2	Statistical Area 2
SMART	Specific, Measurable, Achievable, Relevant and Timebound
SOLGM	New Zealand Society of Local Government Managers
Stats NZ	Statistics New Zealand

Chapter 1: Introduction

Community well-being was first introduced in the Local Government Act 2002 (LGA 2002). Then in the year 2004, the local authorities used it for the first time to develop community outcomes and the monitoring reports. These outcomes were then used to develop the Long Term Council Community Plan (LTCCP) of 2006 and 2009. However later in the year 2012 they were repealed from the LGA 2002 and after a gap of around seven years they are now (2019) introduced back into the LGA 2002. These community well-beings will be used again by the local authorities in developing the Long Term Plan (LTP) of 2021. See Figure 1 for the flow of this progress over the time.

Figure 1: Community Well-being in LGA 2002 over the time.



The latest effort of reinstating the community well-being in LGA 2002 started on 11 April 2018 by Hon Nanaia Mahuta, Minister of Local Government, where she introduced the Local Government (Community Well-being) Amendment Bill 2018 (LGAB 2018) in the Parliament. After going through the process, the Bill was passed and assented on 13 May 2019 and is now known as the Local Government (Community Well-being) Amendment Act 2019 (LGAA 2019).

The LGAA 2019 looked into reinstating the purpose of the LGA 2002, which is to “provide for local authorities to play a broad role in promoting the social, economic, environmental, and cultural well-being of their communities (the four aspects of well-being), taking a sustainable

development approach” (cl. 4)¹. This Act also reinstates a section under principles that the local authorities have to take into account: “the likely impact of any decision on each aspect of well-being” (cl. 7)². Another significant change made in this Act is on replacing the definition of community outcomes (cl. 5(1)), with: “community outcomes means the outcomes that a local authority aims to achieve in order to promote the social, economic, environmental, and cultural well-being of its district or region in the present and for the future”. These amendments have taken the LGA 2002 nearly to its position before to the Local Government Act 2002 Amendment Act 2012 (LGAA 2012).

Broadly, there were three objectives for the Local Government (Community Well-being) Amendment Bill 2018: (i) reinstate the community well-being in the purpose of local government, (ii) restore the power to collect development funds by local authorities to assist in providing facilities to the communities, and (iii) a minor clarification on the financial assistance provided by New Zealand Transport Authority (NZTA) so that it doesn’t affect the collection of development funds (previous objective) (LGAB 2018, pg.1). There is a view that local government has a larger role to play as it is the nearest one to the community and can understand the dynamics of it in a much better way than the central government, or more holistically than any other agency (Stewart and Clarke, 1996). Thus, there is much to do by the local government, in addition to service delivery and asset management (Mahuta, 2018).

With the given position of Councils, they can easily engage and consult with their communities. Through this engagement, they can identify the outcomes that the community deems as important and prioritise these as well. The wider purpose being pursued is to identify and then try to meet the immediate and long-term needs of the district or region in terms of community well-being. The revised Act gives a direction to the Council for utilisation of community resources and also aligns it with other organisations. Thus, it creates a relationship between the Council, the communities, Maori, the private sector, local agencies, regional agencies, and central government agencies. These community outcomes are to be reviewed and reported in Long-Term Plans, which are developed every three years, reporting

¹ Local Government (Community Well-being) Amendment Act 2019.

² Local Government (Community Well-being) Amendment Act 2019.

on progress towards achieving the community outcomes and any significant alignment of them where needed.

The focus of the current government on well-beings increased the priority of a couple of important projects for the central government agencies. The Government wanted to develop the world's first Well-being Budget in 2019. In this regard, the top two projects which were developed by the central agencies were: Living Standards Framework (LSF) at The NZ Treasury and Indicators Aotearoa New Zealand (IANZ) at Statistics New Zealand. The LSF is based on the Organisation for Economic Co-operation and Development's (OECD's) well-being approach, 'Better Life Initiative: Measuring Well-Being and Progress'. It also draws on the consultations with domestic experts on well-being. On the other hand, IANZ is primarily based on a bottom-up approach where Stats NZ have consulted with New Zealanders on what well-being means to them, and what aspects of well-being matter most to them. For Stats NZ it was important that the indicators reflected the people's preferences and not only the Government's or the public sector's perspectives on what matters most for their well-being.

There was a very clear message from the Prime Minister in her public address earlier that, "it will no longer be good enough to say a policy is successful because it increases GDP if, at the same time, it also degrades the physical environment, or drives down wages or fractures a community [...] we want New Zealand to be the first place in the world where our budget is not presented simply under the umbrella of pure economic measures, and often inadequate ones at that, but one that demonstrates the overall well-being of our country and its people" (Walters, 2018).

Research Objectives

There are multiple research objectives for this thesis, which are listed below:

1. To gain insight on community well-being in the Local Government Act 2002;
2. To identify a framework for the local government sector on community well-being;
3. To identify a set of indicators for the local government sector on community well-being;

4. To seek the possible alignment of well-being projects in local and central government;
and
5. To carry out a case study on a district council covering community well-beings usage.

Methodology

For the first objective, we conducted an extensive literature review focusing on the community well-being as in Local Government Act 2002. Looking into the need for reviewing the Local Government Act 1974, the introduction of community well-being in Local Government Act 2002, the developments of community outcomes by the Councils, and using these outcomes for reporting purposes in long-term plans of the Councils. Further, the literature review also looked into the repealing of community well-being from Local Government Act 2002 in the year 2012, and the re-introduction of it through the Local Government (Community Well-being) Amendment Act 2019.

The second objective, of identifying a community well-being theoretical framework, looked a bit deeper into the LGA 2002 and the operationalisation of it from a council perspective. The theoretical framework of community well-being brought together the concept, definitions, and the level of interventions which are needed to operationalise the concept of community well-being.

Further on, the third objective of developing a set of indicators was carried out by compiling community outcomes, indicators and measures within it. They were compiled from the 2009 Long Term Plans (LTP) of the District and Regional Councils. The year 2009 was our best option to compile this information because after the royal assent on Local Government Act 2002 the community outcomes were developed in 2004 by each Council and they were used for the first time in the 2006 LTCCP round. The next time they were used in the 2009 LTP, but afterwards in 2012 the community well-being was repealed from the purpose of LGA 2002. Due to this fact some Councils stopped reporting on it, while some kept on continuing reporting on it. For this reason, the best option for this study was to look into the LTP 2009 and compile the whole set of indicators. Common themes and indicators under each well-

being across the whole local government sector (i.e., 78 city, district and regional councils) are pulled together and presented.

For the fourth objective a comprehensive view of the top two projects that were developed by the central government agencies was carried out. The aim was to seek an alignment of them with the common set of local government community well-being indicators. We tried to trace the linkages of these projects at the local level or community level. Starting from their framework and down to the list of indicators, we have compiled these projects and then compare them with local government community well-being with a set of criteria based on our learnings from the previous objectives.

Lastly for the fifth objective we carried out a case study of a district council to affirm our findings and see how they have responded to the changes in the LGA 2002 from a community well-being perspective. The long-term plans of 2009 and 2018 along with other published reports and articles of Ashburton District Council were reviewed in detail.

This study has a more qualitative approach that heavily relies on the existing literature. With a tremendous amount of changes in the policy over a relatively short period, this study will help the staff members of the Councils to grasp the dynamics of community well-being and to incorporate it in their various strategic plans and reports. As the community well-being was removed as a purpose in the year 2012, there is a gap in the institutional knowledge within the Councils which can be compensated by this study. On the other hand, from the derived framework and the set of indicators, this study will help the community organisations and contractors to work more closely with the Councils as they will be able to see their role in bringing a positive impact on their communities. Lastly the alignment work between the local government and central government is also beneficial as it uncovers the linkages running across the sectors.

Flow of Thesis

This study is divided into five chapters which builds upon each other and takes a deeper view in a certain aspect in each chapter. Starting from the history of inclusion of community well-being, the first chapter discusses the major reform in the Local Government Act, where the 1974 version of the Act was updated in the year 2002, thus making it more fit for purpose for the current times. The second chapter discusses the community well-being framework and its operationalisation. In this chapter we also discuss the process of identifying the community outcomes, its usage in the long term plans and the development of strategies for the Council. The third chapter covers the observations from the Auditor General (AG) and the Department of Internal Affairs (DIA) with regard to the community outcomes and the long term plans, and how they can be developed further for the betterment of the sector. In this same chapter we also looked into the rationale of the 2012 government for removing the community well-beings from the LGA 2002 and subsequent efforts of 2018 government to bring it back in the LGA 2002. The fourth chapter looks into identifying the common set of community outcomes, indicators and measures used by the local authorities in their long term plans of 2009. After identifying these common indicators, we also compared these with the work of other two central government agencies which are on similar lines. In the fifth chapter we carried out a case study on Ashburton District Council in which we looked into their long term plans of 2009 and 2018, their strategic documents and published articles on the utilisation of community well-being in the Council. Lastly, we summarised our work and provided a conclusion along with the further directions of work which could be helpful in providing further insights from an operationalisation perspective for the local authorities. Below is the list of the chapters with major topic headings within each chapter:

1. History of community well-being in Local Government Act 2002
2. Community Well-being Framework
 - a. Purpose of Local Government Act 2002
 - b. Aspects of Community Well-beings
 - c. Community Well-being Framework & Community Outcomes
 - d. The Planning Framework
3. Observations and Changes in LGA 2002

- a. Auditor General & DIA observations for 2006 & 2009
 - b. Change of LGA 2002 in the year 2012
 - c. Change of LGA 2020 in the year 2018
- 4. Set of indicators common across the councils
 - a. Indicators selection through LTP 2009
 - b. Aligning the indicators with LSF and IANZ
- 5. Case study of Ashburton District Council on their usage of community well-being

Chapter 2: History of Community Well-being in Local Government Act 2002

The long winding story of community well-being and the Local Government Act 2002 is full of ups and downs; and twists and turns. In March 2000, it was decided to review the then existing Local Government Act 1974 along with other local government legislations. This generated a huge amount of interest from both the local and central government. The reason behind this interest was that the LGA 1974 was not seen as fit for purpose according to the recent times; it was seen as “cumbersome, contradictory and out of date” (Carter, 2002). It was having a heavy prescriptive touch, which created legal uncertainties thus leading to a constant need for amendments in the Act.

The local government is considered as a key partner of the central government as it plays an important and significant role in delivering national goals and priorities (Department of the Prime Minister and Cabinet, 2019). The LGA 1974 was an important piece of legislation defining the power and responsibility of local authorities but in its current state it was limiting the local government’s effectiveness. This raised the requirement of replacing it with a new LGA which would meet the need of the current communities and bring sustainable local development. After deciding to review the LGA the government circulated a consultation document in August 2001 that contained four broad objectives and elements for developing new legislation (Department of Internal Affairs, 2001, p.5-6.):

1. To review the purpose of local government that would reflect a coherent overall strategy of local government;
2. To streamline and enhance the effectiveness of local government so that they would have powers and can meet the needs of their communities;
3. To develop ways which would create partnerships between central and local government;
4. To clarify the local government’s relationship between Maori and the Treaty of Waitangi.

The review of the purpose of the local government was a centre stage agenda in this consultation document. The LGA 1974 didn’t clearly express the purpose of the local

government. It was proposed that the purpose of the local government should be “to enable local decision-making by and on behalf of citizens in their local communities to promote their social, economic, cultural and environmental well-being in the present and for the future” (Department of Internal Affairs, 2001, p.6.). Along with the purpose, was a proposal for increasing the powers of the local government. In LGA 1974, due to its prescriptive nature, it was viewed that local government can only involve itself in the things that were mentioned in the LGA, which created bottlenecks for the progressive work. In contrast, it was proposed that the local government have the “scope to choose the activities they undertake and how they should undertake them (subject to public consultation processes)” (Department of Internal Affairs, 2001, p.6.). These powers were restrained through further clauses that local government can only undertake the activities which are consistent with the objective of the new legislation; it has to consult with the community first; and “it complies with the law, including specific provisions in the new Act as well as other statutes” (Department of Internal Affairs, 2001, p.7.).

With the emphasis on the community as the core of the new legislation, it became clearer that “what local government does is directly relevant to the active protection of Maori culture and way of living, and requires ongoing interaction with Maori as an important part of the community” (Department of Internal Affairs, 2001, p.7.). Covering the broad spectrum of agendas, there was also a need to develop some best-practice evolutionary mechanism which would “streamline, enhance and refine the effectiveness of the local government law” (Department of Internal Affairs, 2001, p.7). Overall, the new legislation was seen as a major tool for having a positive impact on communities which would bring back “localness to local government and to enhance its ability to recognise and respond to community aspirations”, (Department of Internal Affairs, 2001, p.7).

It was in this context that community aspirations were linked to the community well-beings. Starting from providing a timely, clear, detailed and summarised planning information from the councils to the community and the groups within it. Which would then lead to a better participation of the community in the council decision making process. Councils were asked to “develop their own consultation mechanisms that best suit the needs of their communities” (Department of Internal Affairs, 2001, p.8.). This would give the communities

an opportunity to let the Council know about their desired outcomes; in return, the Council could inform the communities about the possibilities in achieving their aspirations. It was “proposed that long term council plans will include the identification of desired community outcomes, the role of the council in achieving those outcomes through its services, activities and policies, and through partnerships with other bodies and organisations” (Department of Internal Affairs, 2001, p.8.).

It was intended that the review of LGA 1974 along these lines would create a platform for longer-term changes which would recognise the importance of local government in pursuing sustainable development in New Zealand. It would enable the local government to focus and promote social, economic, environmental, and cultural well-being in the short and long term. The enabling factor comprises of giving empowering and flexible powers so that the Councils could respond to the diverse needs of their communities. The revenue and financing decisions were seen to be integrated with the service delivery and planning processes and had a broad range of objectives to consider. It was in total contrast to the then current process that was too much reliant on economic analysis and leaned towards selling off Council owned assets or increasing the user pay scenario as a default funding options.

Efforts to push for rewriting the LGA 1974 was not a month or year task; discussions around the need for updating the Act can be traced back to at least the Local Government Association Conference held in 1996 (Reid, 2010). The other substantive effort can be traced to a forum organised by the Christchurch City Council in 1999, titled ‘Community Governance: the Christchurch Forum’ (Reid, 2010). After three years of the former conference, it started to gain some momentum due to the fact that it was adopted as a manifesto by the Labour and Alliance parties for the general elections of 1999. The stance of the Labour party on this issue was, that the “local bodies [should] operate with autonomy and freedom within a collaborative framework that allows levels of government to work for the best outcomes for communities” (Labour Party Election Manifesto, 1999). The need for reform was a matter of such significance that later down the road, it was acknowledged by the Government that: “the challenges facing New Zealand in areas such as sustainable development cannot be met by central government making decisions and acting on its own. They require a partnership

approach within which central government, local government and the voluntary and business sectors can work together” (Lee 2001, p. 13).

In the forum organised by the Christchurch City Council, the main focus was on the communities’ role in the local government. Along with international and local speakers, there were some papers also provided in this forum. A particularly interesting one was, ‘Community Governance: Resource Kit’ by Mike Richardson (1999). It outlined a new form of local government that was more focused on the community outcomes in contrast to its role of a service provider, which brings into context the role as a facilitator, developing networks, and participating in such a way that it covers a wide range of groups and individuals within the community (Reid, 2010). This theme of community governance can well be observed in the LGA 2002 where the community stands in the centre of all the things and the “explicit reference to promoting well-being in the purpose statement, the recognition of sustainability in the principles and the requirement to identify community outcomes – a form of community strategic planning – suggest an awareness of the instruments commonly associated with community governance” (Reid, 2010).

The consultation on the new Local Government Act was sought by the Department of Internal Affairs (DIA) in August 2001, and a subsequent report on its submission was released in October 2001 (Department of Internal Affairs, 2001b). In total, DIA received 655 submissions from various organisations, groups and individuals. Out of these 655 submissions, 312 covered the purpose of Local Government and there was a clear or qualified support in this regard (i.e., 197 (63%) submissions out of 312). The idea that the Councils need to work closely with their communities was clearly supported. For example, from one of the submissions on the statement of purpose it was mentioned that “This purpose statement clearly establishes councils as an integral part of the governance system of New Zealand and provides flexibility in application for different parts of New Zealand” (Department of Internal Affairs, 2001b, p.13). There were some minor comments on making the LGA a bit clearer, e.g., removing the word citizen as that would be seen to address only those people who are legal citizens of New Zealand, and therefore exclude the other residents living in the area. As for submissions from Maori groups, it was advocated that the LGA must acknowledge the Treaty of Waitangi; and the Treaty must be acknowledged in the purpose of the LGA and in all of the policy objectives.

There were some submissions from individuals, businesses and other groups that opposed the purpose statement and advocated that the councils should keep their focus on core services (Department of Internal Affairs, 2001b).

The key aspects of the consultation document were planning, consultation, and reporting, this is why many questions were to be asked in these regards. Table 1 below summaries the LGA 1974 decision-making process and the proposed changes (DIA 2001 p.38). Encouraging participation of communities and individuals in the local government decision-making was seen important and to make it happen it requires conveying information or data from the Council to these groups and keep them updated on the progress on the decisions made by the Council over the time. There were mixed sentiments regarding this aspect of the consultation document, where Councils had a view that they were doing pretty well in consulting with their communities. On the other hand, the communities felt that they were consulted in the later part of the proposed plans, where it failed to incorporate their opinions in the documents; however, it can be resolved by engaging them at the start of the process rather than later. Overall, the concept of long term plans was agreed upon by the councils and further suggested that there should be some directions in the LGA on community participation and engaging them through developing a partnership approach. The long term plan was seen as an integral document which will bring accountability of the Council to the community. There was also some proposal to develop regular monitoring reports that would give insights on the councils' performance and the results of community outcomes over the time, as stated in the long term plans (Department of Internal Affairs, 2001b).

The new Local Government Bill was introduced in the Parliament on 18 December 2001 and received royal assent on 24 December 2002; it came to be known as the Local Government Act 2002. The LGA 2002 replaced most of the LGA 1974 and it was the first comprehensive revision of the legislation relating to local government in 28 years. There were other legislative reforms happening around the same time which included Local Government (Rating) Act 2002 and the Local Electoral Act 2001 (DIA, LGNZ and SOLGM, 2003, p.24).

Table 1: Existing and Proposed Changes in Local Government Act (DIA 2001, p.38)

Existing (LGA 1974)	Proposed (LGA 2002)
<p>“Long Term Financial Strategy</p> <ul style="list-style-type: none"> ▪ Along with borrowing Management Policy, Funding Policy 	<p>Long Term Council Community Plan</p> <ul style="list-style-type: none"> ▪ Existing LTFS processes included plus increased recognition of social, environmental, cultural and economic council work ▪ [Explicit addition of community outcomes]
Annual Plan	Focused Annual Plan ³
Annual Report	Annual Report
<p>Consultation</p> <ul style="list-style-type: none"> ▪ Special consultative procedure 	<p>Consultation</p> <ul style="list-style-type: none"> ▪ Modified special consultative procedure ▪ Summary information for communities
<p>Special delivery choices</p> <ul style="list-style-type: none"> ▪ General obligation to consult on specific significant changes 	<p>Special delivery choices</p> <ul style="list-style-type: none"> ▪ Specific obligations to consult on changes, and required information to be provided to community
<p>Council-controlled organisations [Local Authority Trading Enterprises (LATEs)]</p> <ul style="list-style-type: none"> ▪ Establishment units required for Local Authority Trading Enterprises only ▪ [These are limited to trading organisations] 	<p>Council-controlled organisations</p> <ul style="list-style-type: none"> ▪ No establishment units ▪ Written performance agreements for all council-controlled organisations ▪ Modified special consultative procedure for for-profit organisations – current information requirements of statement of corporate intent will continue to apply”

³ “The existence of a detailed LTCCP would mean the annual plan could focus on a summary of the annual budget and the proposed level of rates and charges. It would also signal proposed changes from the long term council plan. The public would be able to use the annual plan to focus on current issues and refer to the LTCCP for other matters”, (DIA 2001, p.40).

Chapter 3: Community Well-being Framework

Purpose of Local Government Act 2002

The most significant clause introduced in the Local Government Act 2002 was the explicit purpose of the Act and of Local Government: “The purpose of this Act is to provide for democratic and effective local government that recognises the diversity of New Zealand communities; and, to that end, this Act:

- a) states the purpose of local government; and
- b) provides a framework and powers for local authorities to decide which activities they undertake and the manner in which they will undertake them; and
- c) promotes the accountability of local authorities to their communities; and
- d) provides for local authorities to play a broad role in promoting the social, economic, environmental, and cultural well-being of their communities, taking a sustainable development approach.” (LGA 2002, 2007 & 2020, Part 1, s.3)

Further to the purpose of the LGA 2002 as mentioned above, the purpose of local government, as stated in the LGA 2002, is:

- a) “to enable democratic local decision-making and action by, and on behalf of, communities; and
- b) to promote the social, economic, environmental, and cultural well-being of communities, in the present and for the future.” (LGA 2002, 2007 & 2020, Part 2, s.10)

Previously, in the Local Government Act 1974, the purpose of the local government was introduced through an amendment in the year 1989, which stated that, “the purposes of local government in New Zealand are to provide, at the appropriate levels of local government:

- a) Recognition of the existence of different communities in New Zealand.
- b) Recognition of the identities and values of those communities.
- c) Definition and enforcement of appropriate rights within those communities.
- d) Scope for communities to make choices between different kinds of local public facilities and services.

- e) For the operation of trading undertakings of local authorities on a competitively neutral basis.
- f) For the delivery of appropriate facilities and services on behalf of central government.
- g) Recognition of communities of interest
- h) For the efficient and effective exercise of the functions, duties, and powers of the components of local government.
- i) For the effective participation of local persons in local government.” (LGA 1974, 1989, Part IA, s.37K)

Thus, the LGA 2002 was a breath of fresh air and gave a set of directions to the local government to follow on. It shifted the prescriptive theme of the LGA 1974 to a more principled theme (Sheard and McDonald, 2013). Here among others, the focus was on the introduction of community well-beings or more commonly known as four well-beings (i.e., social, economic, environmental and cultural well-beings). It was added in the legislation so that councils could have a flexibility and work like a corporation or an individual under the general law, and to give them broad discretion over the activities which they want to get involved in and deliver for their communities, (New Zealand Government, 2001, p.2). Community well-being was also seen as having a sustainable development approach, which has been defined internationally as: “development which meets the needs of the present without compromising the ability of future generations to meet their own needs” (DIA, LGNZ and SOLGM, 2003, p.28⁴).

Aspects of Community Well-beings

As for the community well-beings there is no fixed definition of it in LGA 2002. It is because each community is different to others and it has to define its own set of well-beings which it deems to suit its particular circumstances. For each category there can be many aspects of well-beings which follows the criteria of sustainable development. According to the

⁴ <https://www.ukssd.co.uk/sustainable-development>

Department of the Prime Minister and Cabinet (2019) these community well-beings can be described as:

- a) “Social Well-being: encompasses those factors that enables individuals, their families, whanau, iwi, hapu and a range of communities to set goals and achieve them – factors such as education, health, the strength of community networks, connectedness, financial and personal security equity of opportunity, rights and freedoms could all be expressed in this well-being.
- b) Economic Well-being: encompasses factors relating to the capacity of the economy to generate employment and wealth necessary to provide many of the pre-requisites for social well-being, such as health and financial security and equity of opportunity.
- c) Environmental Well-being: encompasses factors that relate ultimately to the capacity of the natural environment to support, in a sustainable way, the activities that constitute community life. (i.e., air quality, freshwater, uncontaminated land, control of pollution etc.).
- d) Cultural Wellbeing: encompasses the shared beliefs, values, custom behaviors and identities reflected through language, stories, visual and performing arts, ceremonies and heritage (i.e., the diversity of a district, with inclusiveness reflected in the cultural activities undertaken).” (Department of the Prime Minister and Cabinet, 2019, p.19)

From the Council perspective the concept of well-being and defining it depends on the Council’s own understanding, and it is ideally developed bottom up, through a process of identifying the community outcomes. There can be cases where change or impact in one well-being will impact on the other well-beings, and this is where the balance and prioritisation of the activities or projects are required. Historically the economic well-being had the most of the weightage on decision-making. There are possibilities that with innovation and experimentation, economic well-being can be achieved along with positive outcomes in social, environmental and cultural well-beings (Central Hawke's Bay District Council, 2009, p.23).

As for the four community well-beings and Councils’ role in it, some aspects have been dealt with in great detail and some have not been addressed to a great extent. The Council’s role in assisting with social well-being has been limited, and primarily left to central government

and community groups to deal with. In the space of social well-being, Councils have been actively playing their role in the context of providing social housing and grants to community groups. Councils can also provide a networking opportunity between the different groups within the community and with the central government agencies as well. From the economic well-being perspective, councils have been playing their role through regulating land use, developing infrastructure, housing construction, as well as providing different types of social places. They also have been promoting businesses and tourism within their cities or districts. In this context a combination of all of these organisations provides a network and connections among all which then facilitates economic activity. As for the well-beings that pertains to the environmental, Councils have a statutory requirement to look after the environment through the Resource Management Act 1991. Further actions can be taken in the context of climate change, and this is where networking and collaborative working with the community helps in providing a cleaner environment for all people. Councils are also involved in cultural well-being by providing services like libraries and museums, and supporting cultural events and arts, and cultural activities in general. While the other activities are also of importance, it becomes a balancing act for the Council to focus on culture related activities, with a broad range of other competing Council initiatives (Central Hawke's Bay District Council, 2009, p.23).

Along with these aspects of well-being, Councils also have the role of decision making in such a way that it fulfils the requirement of sustainable development. Therefore, sustainable development is “both an approach to decision-making and concerned with an ideal outcome to be pursued”, (DIA, LGNZ and SOLGM, 2003, p.28). The main points to consider in pursuing a sustainable development approach in the local government context, is to develop a strategic document which adopts a long-term view (e.g. a ten year financial strategy or 50 year asset management plan or a ten year long term plan); integrating these strategic documents with the overall community well-beings (i.e. connecting Council activities with the community well-beings); developing partnerships with central government, Maori, businesses, community groups and volunteers; and regularly measuring the progress of community well-being, and assessing what has been achieved (DIA, LGNZ and SOLGM, 2003).

Community Well-being Framework & Community Outcomes

After going through the purpose of LGA 2002 and understanding the four aspects of community well-beings, we now turn towards understanding the framework through which the community well-beings are developed in the local authority context. It starts by asking the individuals and community groups what they intend to be the outcomes for their city, district or community. Those outcomes which they deem to be important in the present and in the future; their aspirations which would increase their well-being. The local government has to have an engagement process with the community through which they identify the set of desired community outcomes. These outcomes then become an integral part of the councils' long-term plan. The purpose of going through the exercise of identifying desired community outcomes is firstly, to engage with the communities, provide them with opportunities to discuss their views concerning four well-beings, to know that what things deem essential to them, determine the level of priority of each outcome. After that decide on measures of progress over time, better application of community resources through a coordinated way, and to set the expectations with the Council regarding the services and activities with which it is involved with (LGA 2002, 2007 p.75).

In the previous version⁵ of LGA 2002 under Part 6, there was a full section that outlined the process for identifying community outcomes and the obligation to report the progress accordingly, but it was repealed with the Local Government Act 2002 Amendment Act 2012, and it was not added back in with the Local Government (Community Well-being) Amendment Act 2019. This is more or less kept open and flexible so that each Council could decide what methodology suits them better. Each district or city is different from the other; they have different resources, capacities and capabilities, and therefore they would aspire to different sets of community outcomes. If there is a sort of similar community outcomes across different places, they would may have a different priority or levels of satisfaction associated with those outcomes (Karacaoglu and Reid, 2019). It was also noted by the Office of the Auditor-General of New Zealand that, "there is no 'one-size-fits-all' approach. Therefore, we expect local authorities to customise any process for monitoring regional community

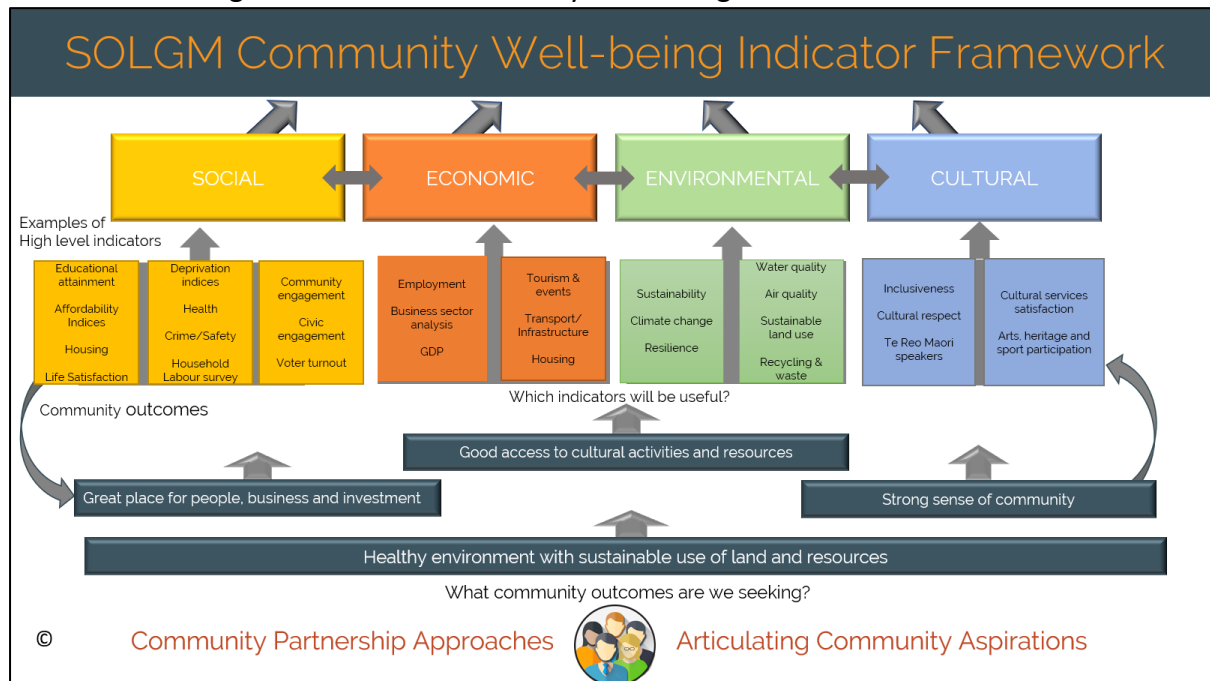
⁵ Before the amendment of 2012.

outcomes by also addressing their own specific community outcomes and their community's local context" (OAG 2010, cl.8.34, p.77). That is why there is no fixed definition of community well-being across the four well-beings.

Councils are encouraged to develop a strong working relationship with the community organisations that can give them further insights on specific things happening within their communities. The consultation exercise can be different for each local authority. Councils can use different mediums to contact the community - e.g., Councils' websites, facebook pages, newspapers, focus groups, kiosks, online surveys, public meetings, community events, festivals, specific consultation websites etc. The responses received are combined according to the themes and then articulated in terms of community outcome statements. These statements then help in selecting the indicators which would be useful in tracking the progress over time. Finally, the progression of indicators tells that how community well-being is progressing over the time. Here, the interesting part is that a single indicator might be impacting multiple spheres of well-being and, in the same way, an increase or decrease in one well-being might impact on other well-beings as well. This is demonstrated in the SOLGM Community Well-being Indicator Framework below (Figure: 2), (The Community Well-being Service, 2019).

To engage with the community and develop these community outcomes, Councils can establish a committee comprising of the Councillors, Council staff members, representatives from local Iwi, and other important groups that it deems significant and useful for this activity. The community outcomes are for the whole community, individuals, groups and all other organisations within the city or district. They are not Councils' outcomes and should not be confused with Council activities or services, although they give the direction to the Council in this regard. Council can play its role by identifying ways through which it could coordinate effort with various community groups, agencies and other organisations in materialising these community outcomes. After having identified these community outcomes, they can be changed, but through another round of consultation with the community. It is also important for the Councils to list down the indicators and measures through which they will be monitoring the progress over the time (Rangitikei District Council, 2009).

Figure 2: SOLGM Community Well-being Indicator Framework



The first set of community outcomes were developed in the years 2004 and 2005 and used for the first time in 2006 for informing Long Term Council Community Plans (LTCCP). Although, the community outcomes had to be reviewed after six years according to the LGA 2002 (2007)⁶, some Councils reviewed them for the 2009 LTCCP. It happened because Councils learned from their experience and also from other Councils' work.

Council must take a leading role in delivering the identified community outcomes; either by itself or in collaboration with others. Networking, allocating resources, managing and monitoring the progress, can make the things happen (Lower Hutt City Council, 2009). Community outcomes are for all and it can be delivered collaboratively - e.g., "by working together on particular projects, the Council and Ministry of Justice jointly fund Neighbourhood Support; Horizons Regional Council and Manawatu District Council work in partnership to look after Totara Reserve Regional Park; by working together through networks and 'umbrella groups', such as the Regional Inter-Agency Network (central and local government agencies) and Social Issues Network Council of Social Services" (Manawatu District Council (2009, p.15)). As for the specific Council's contribution to community

⁶ It is not a requirement now as per LGA 2002 (2020).

outcomes, Tararua District Council (2009, p.252), mentions that the Council can be, “a provider or funder of services; regulator and enforcer of rules, legislation and standards; partner or collaborator with other organisations; [facilitator]⁷; advocate and leader for the community; and a monitor to measure the community’s progress towards achieving community outcomes. The Council engages in many activities for the continued well-being of the Tararua community, and many of these roles are performed in the normal course of delivering services to the community.”

Following are the community outcomes and their explanations from few Councils’ LTCCP 2009⁸:

Table 2: Ashburton District Council (2009)	
Community Outcomes	Explanation
1. “Economy	A thriving and diverse local economy that provides the foundation for a quality lifestyle
2. Environment	Natural and developed environments are sustained for the enjoyment of current and future generations
3. Identity & Heritage	A community with a strong sense of identity and heritage, which welcomes new residents and encourages diversity
4. Education	A community with access to quality education and lifelong learning
5. Health and Wellbeing	Healthy, active people enjoying a good quality of life in a caring and safe environment
6. Recreation	A community with access to a variety of cultural, recreational and heritage experiences and facilities that enhance our quality of life
7. Democracy	A community that contributes to improving our quality of life through democratic participation”

⁷ Added by author, Masterton District Council (2009, p.6)

⁸ Complete list of community outcomes along with full details can be viewed in Appendix A and B. For discussion on the indicators and measures see Chapter 7: Common Indicators and Measures Across the Councils.

Table 3: Masterton District Council (2009)	
Community Outcomes	Explanation
1. “Sustainable Use of Environment	Sustainable management and use of natural resources and infrastructure, now and for the future.
2. Educated and Knowledgeable People	Lifelong learning and development, to achieve personal, life, community and work goals.
3. Equitable Society	Diversity of the community appreciated, respected, celebrated and encouraged.
4. Vibrant, Strong and Healthy Communities	Healthy, caring and creative people who feel connected to others and to the District, creating a positive community where people are involved and contribute.
5. Safe and Efficient Transport	A transport system that is safe, sustainable, integrated and responsive, enabling safe and efficient passage for people and goods around and through the district.
6. Buoyant Local Economy	Sustainable economic activity to create a positive and prosperous local economy that enables improved opportunities and living standards for all.
7. Grow Masterton	Sustainable development to create a place that is attractive to new residents and investors who have the potential to make a positive contribution to the District.”

Table 4: Upper Hutt City Council (2009)	
Community Outcomes	
1. “Upper Hutt is the city of choice for people from all walks of life	
2. Upper Hutt has a vibrant city heart	
3. The economy is robust, innovative and growing	
4. Upper Hutt offers a 'green' and attractive living environment	
5. The community is safe, healthy and strong	
6. Leisure opportunities are outstanding	
7. Upper Hutt is connected with the world”	

Table 5: New Plymouth District Council (2009)

Community Outcomes	Explanation
1. “Connected (relates to our infrastructure)	A district that delivers accessible and integrated infrastructure, transport and communication systems which meet the needs of residents, businesses and visitors.
2. Prosperous (our economy)	A district that boasts a sustainable, resilient and innovative economy that prospers within the natural and social environment.
3. Secure and Healthy (our community well-being)	A district that provides a safe, healthy and friendly place to live, work or visit.
4. Skilled (our learning and education opportunities)	A district that values and supports learning so all people can play a full and active role in social, cultural and economic life.
5. Sustainable (our environment)	A district that appreciates its natural environment and its physical and human resources in planning, delivery and protection.
6. Together (our community cohesion)	A district that is caring, inclusive and works together and where people have a strong, distinctive sense of identity.
7. Vibrant (our culture, leisure and recreation opportunities)	A district that provides high-quality and diverse cultural and recreational experiences and where independence and creativity are encouraged.”

Table 6: Mackenzie District Council (2009)

Community Outcomes	Explanation
1. “An attractive and highly valued natural environment	The outcome desired by the community is to have the outstanding natural features of the district preserved, enhanced, accessible, and promoted
2. Thriving economy	The outcome desired by the community is to have a well-balanced economy, providing employment and investment opportunities for all ages, and sustaining a full range of support services
3. A democracy which upholds the rights of the individual	The outcome desired by the community is to have a council which champions the rights of the individual and represents its community
4. Fit and healthy community	The outcome desired by the community is to have a variety of sporting, recreational, cultural, spiritual, health, welfare and educational resources available to sustain and enrich the lives of its people.
5. Safe, effective and sustainable infrastructure	The outcome desired by the community is to have safe, effective and sustainable water, waste, communication, energy and transport systems in place when required, through sound long term planning and funding.
6. Supportive and contributing community	The outcomes desired by the community are to foster the unique attributes and strong sense of community that makes the Mackenzie special, and to encourage people to use their skills for the benefit of the community.”

The Planning Framework

Once the community well-being framework and community outcomes are scoped out, then the next step is to integrate these outcomes in the Council’s planning and strategic documents. These planning and strategy documents are the ones which give direction to the Council’s objectives and day-to-day work programme. Below in figure 3 there is a planning

framework developed by DIA, LGNZ and SOLGM (2003)⁹. There have been changes in this planning framework in the LGA 2002 (2020) version due to the changes in 2012. These changes were: firstly, that the name of the long-term plan has changed from Long Term Council Community Plan (LTCCP) to Long Term Plan (LTP)¹⁰; secondly, the monitoring and review stage is not a compulsory stage now as it was back in the earlier version of LGA 2002¹¹. Apart from these changes the planning framework shown in Figure 3 below remains relevant.

From an LGA 2002 (2020) point of view, this planning framework is covered under 'Part 6: Planning, decision-making, and accountability', and further explained in detail in 'Schedule 10'. The community well-beings provides the basis for initiating the planning framework, which then develops the community outcomes, which are then connected to the Council's activities, then outlined in the long-term plan. Subsequently the actions are communicated through the annual plan and annual report. If there are any significant changes to be made, then the cycle starts again.

The purposes of the long-term plan, annual plan and annual report as in the LGA 2002 (2020) are as follows:

Long-term plan:

- a) "describe the activities of the local authority; and
- b) describe the community outcomes of the local authority's district or region; and
- c) provide integrated decision-making and co-ordination of the resources of the local authority; and
- d) provide a long-term focus for the decisions and activities of the local authority; and
- e) provide a basis for accountability of the local authority to the community".

Annual plan:

⁹ There have been slight changes in the LGA 2002 (2020) version for this

¹⁰ Which meant that section 93(f) of the Act was repealed and the long term plans were made to focus more on the Councils activities

¹¹ Which meant that section 91 of the Act was removed which consequently diminished community engagement and nullified the obligation to report on progress

- a) “contain the proposed annual budget and funding impact statement for the year to which the annual plan relates; and
- b) identify any variation from the financial statements and funding impact statement included in the local authority’s long-term plan in respect of the year; and
- c) provide integrated decision making and co-ordination of the resources of the local authority; and
- d) contribute to the accountability of the local authority to the community”.

Annual report:

- a) “compare the actual activities and the actual performance of the local authority in the year with the intended activities and the intended level of performance as set out in respect of the year in the long-term plan and the annual plan; and
- b) promote the local authority’s accountability to the community for the decisions made throughout the year by the local authority”.

LGA 2002 (2020) have set a purpose and role for local authorities, which is – along with other things – to take action and perform the duties (section 10 & 11). In this regard Council must engage in some group of activities¹², and the community outcomes must be tied to these activities. These groups of activities take a central position in the Council’s strategic and planning documents:

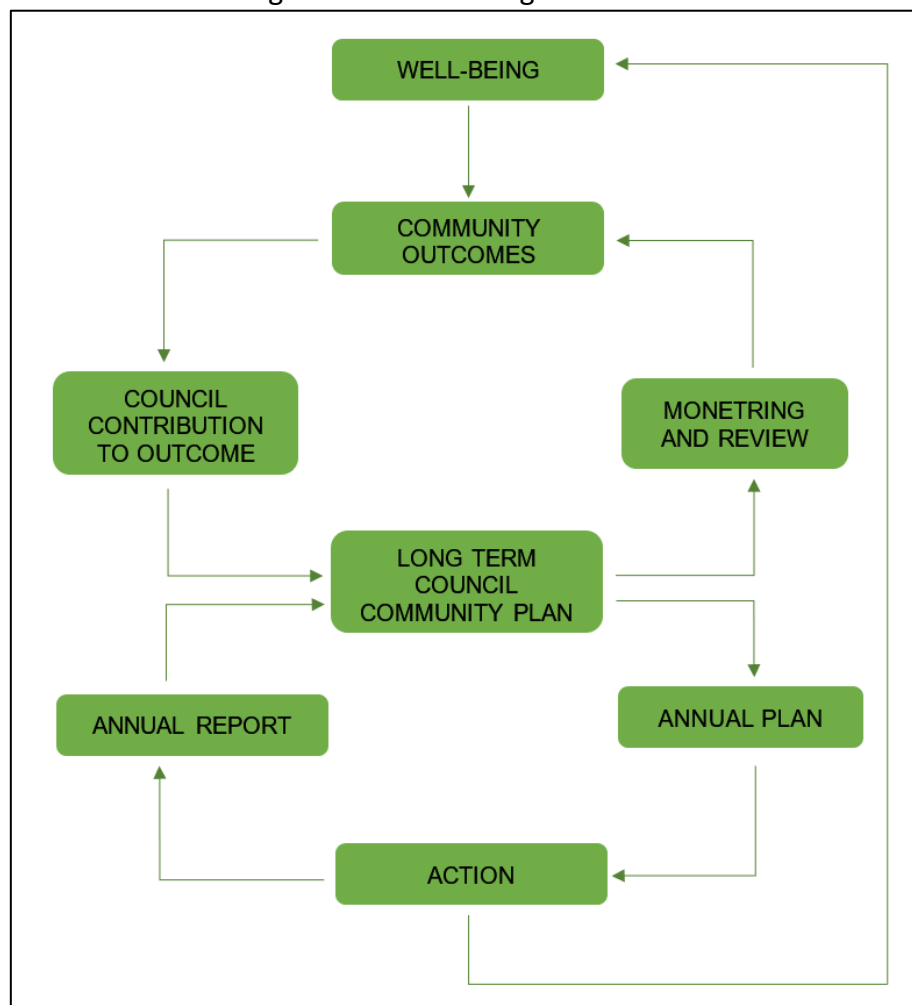
- 1. “A long-term plan must, in relation to each group of activities of the local authority,
 - a) identify the activities within the group of activities:
 - b) identify the rationale for delivery of the group of activities (including the community outcomes to which the group of activities primarily contributes):
 - c) outline any significant negative effects that any activity within the group of activities may have on the social, economic, environmental, or cultural well-being of the local community:
 - d) include the information specified in clauses 4 and 5¹³—

¹² “group of activities means 1 or more related activities provided by, or on behalf of, a local authority or council-controlled organisation” (LGA 2002, (2020), section 5).

¹³ Statement of service provision and funding impact statement for group of activities.

- i. in detail in relation to each of the first 3 financial years covered by the plan;
 - and
 - ii. in outline in relation to each of the subsequent financial years covered by the plan.
- 2. In this schedule, each of the following activities is a group of activities:
 - a) water supply:
 - b) sewerage and the treatment and disposal of sewage:
 - c) stormwater drainage:
 - d) flood protection and control works:
 - e) the provision of roads and footpaths.
- 3. Despite subclause (2), a local authority may treat any other activities as a group of activities” (LGA 2002, (2020, Schedule 10, Part 1, cl.2)).

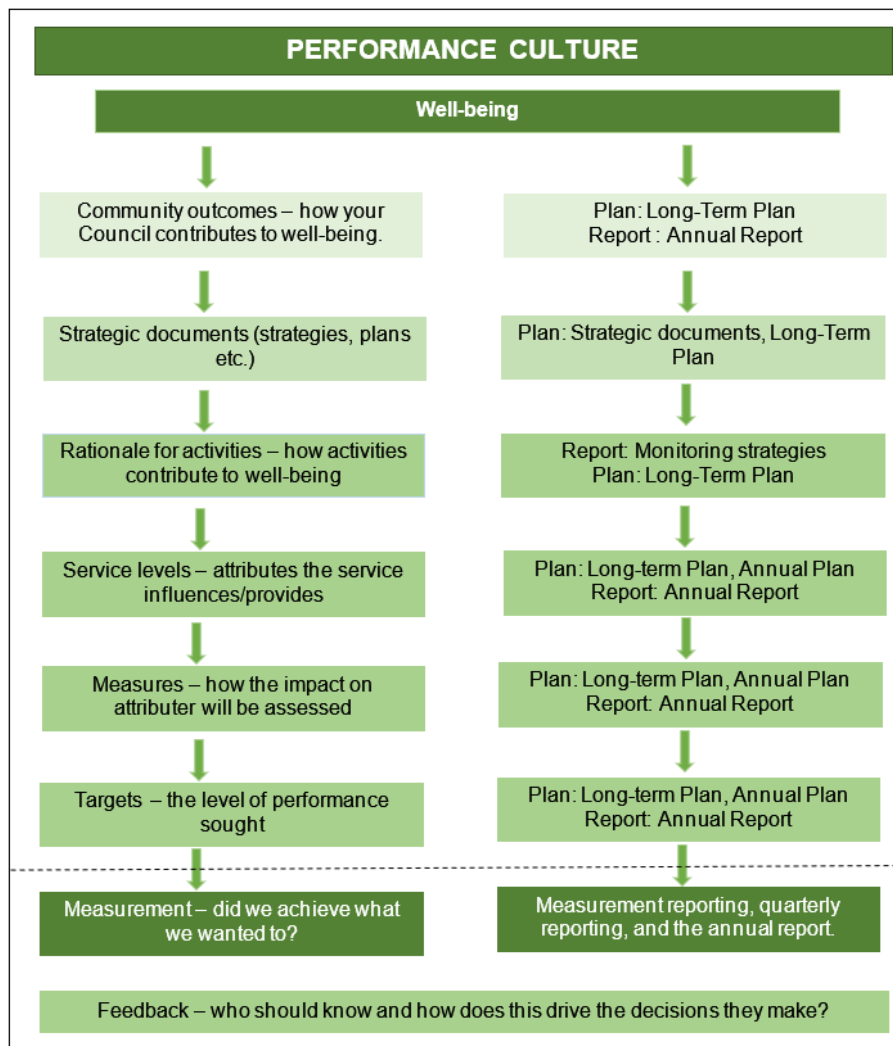
Figure 3: The Planning Framework



The latest structure on combining the community outcomes with the planning aspects in local authority has been provided by SOLGM (2020) in its Performance Management Framework. It is defined as “a continuous process of determining objectives, measuring progress against those objectives, and using the results to improve your local authority’s delivery of services to the community” (SOLGM 2020, p.6). Figure 4 shows the performance management framework which connects the community outcomes with the planning aspects of the Council. It clearly shows that the community well-beings are the overarching principle for the Council’s performance. The column on the left side shows the elements of the framework which corresponds to the reporting structure on the right column. The first step is developing the community outcomes, which then connects with the Council’s strategic and planning documents, where these documents would show the activities which Council undertakes and how they impact the well-being. The expected levels of services are then set and measured over the time so that it could be seen that either the Council is meeting its target or not. Finally, it is checked that whether the Council was able to achieve what it set out to do and reported back to the community.

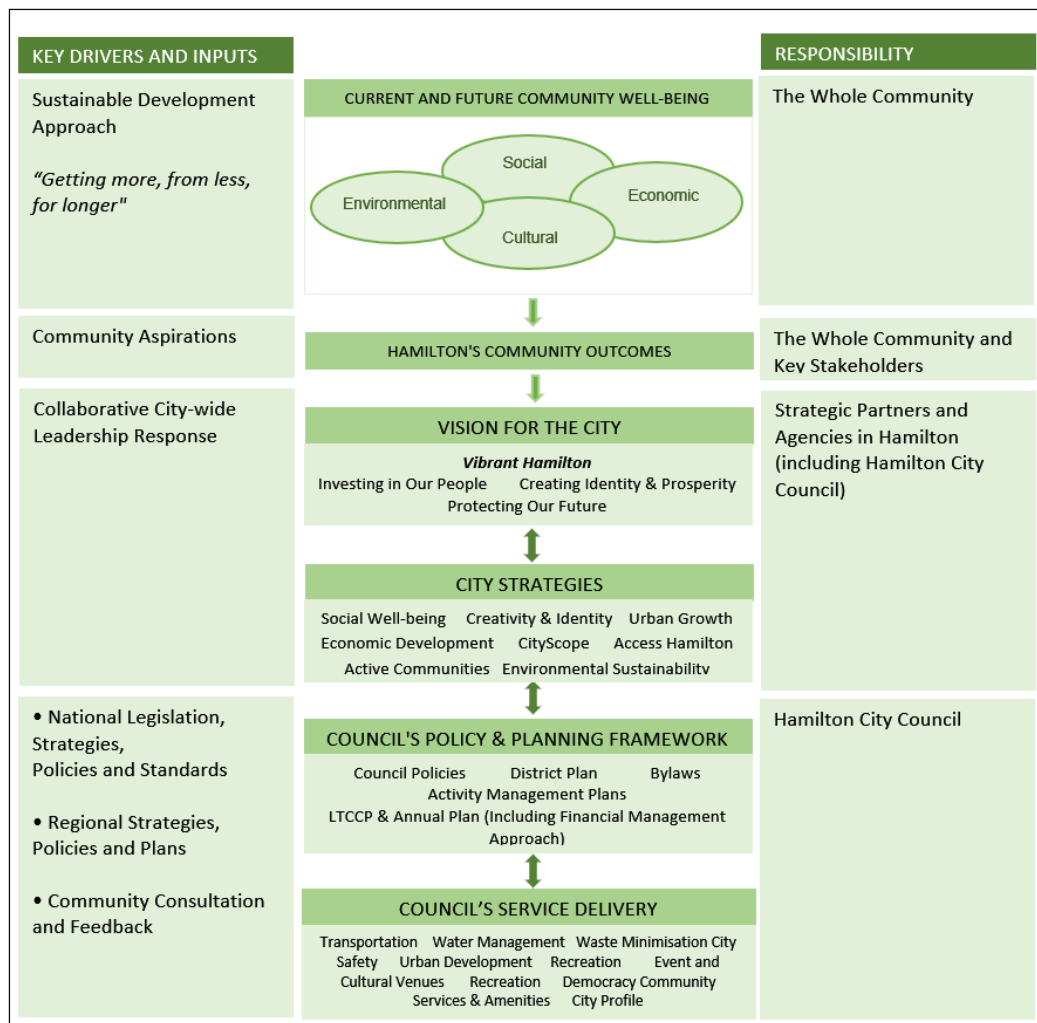
According to Audit New Zealand (2020) there are two main parts of this performance framework: identifying community outcomes and setting levels of service, measures and targets for each group of activities. The latter is an important part that forms the basis for public accountability for the Council. Along with reporting the direct and positive impact of activities on the community well-beings, Councils are also required to identify any adverse impact of a groups of activities on the well-beings. It is also recommended that Councils incorporate a future outlook or forecasts on the group of activities which have significant impact on the community.

Figure 4: The Performance Framework for Local Government (SOLGM, 2020)



The planning framework can be seen in action in LTP 2009 as developed by the Councils. Below in Figure 5 is the Hamilton City Council strategic framework. It starts from the four well-beings and connects to the community outcomes (there were seven community outcomes in 2009). The outcomes are integrated with the Council’s vision for the city, known as Vibrant Hamilton (which had three components in 2009). This combination then derives strategies for various different plans and service delivery. This strategic framework comprises the input from various stakeholders and legislations, including the community, key stakeholders within the city, strategic partners, central government agencies, and the Council itself. In these types of strategic frameworks, the Council also has to look for the national and regional legislation, strategies, and policies, along with the community feedback.

Figure 5: Components of the City Strategic Framework (Hamilton City Council, 2009)



In the Tauranga City Council (2009) long-term plan, they have listed the community outcomes and the contribution of a group of activities for each of them. The group of activities comprises different services given by the Council. It is visible in the majority of the activities that they are impacting on more than one community outcome and, in the same way each outcome has a role in more than one Council activity. Thus, it shows the close relationship of community outcomes with the Council service delivery – see Figure 6.

A similar theme can be seen for Grey District Council (2009) long-term plan, in which they have shown how the Council contributes to the community outcomes. In their cross-table, they have indicated which Council activity significantly contributes or simply contributes to the community outcomes. In total, the Grey District Council had seven group of activities and 33 individual activities, which corresponded to six community outcomes – see Figure 7.

Figure 6: Council's Contribution to Tauranga Tomorrow (Tauranga City Council, 2009)

COMMUNITY OUTCOMES (by contributing Activity Area)	Easy and Safe to Move Around	Built to Fit our Hills, Harbour & Coast	Clean, Green, Valued Environment	Vibrant, Healthy & Diverse Communities	Actively Involved People	Strong Sustainable Economy	Less Living Well, Wasting	A Great Place to Grow Up
Airport	•					•		
Animal Service				•				
Aquatic				•				•
Arts & Heritage				•		•		•
Bay park				•		•		•
Building Service		•						
CBD & Neighborhood Center Revitalization	•	•		•		•		
Civil Defense & Emergency Management				•	•	•		
Community Property Service		•	•	•		•		•
Customer Service Center				•	•			
Democracy & Civil Service				•	•	•		•
Economic Development	•			•		•		•
Elder Housing				•				
Environmental Compliance & Monitoring		•	•	•				•
Environmental Planning	•	•	•					
Environmental policy	•	•	•	•		•		•
Indoor Space & Active Living				•				•
Libraries				•	•			•
Open Space	•	•	•	•				•
Solid Waste			•	•			•	
Stormwater		•	•	•			•	
Strategic Property		•				•		
Support Services	•	•	•	•	•	•	•	
Transportation	•	•		•		•	•	•
Venues & Events				•		•	•	
Wastewater		•	•	•			•	•
Water Supply		•	•	•			•	

Figure 7: Council's Contribution to Outcomes (Grey District Council, 2009)

		Outcome One ENVIRONMENT	Outcome Two ECONOMY	Outcome Three HEALTH	Outcome Four EDUCATION	Outcome Five SAFETY	Outcome Six IDENTITY
<div> <div>●●</div> significant contribution to community outcome <div>●</div> contribution to community outcome </div>		That the distinctive character of the environment is appreciated and retained	A thriving, resilient and innovative economy creating opportunities for growth and employment	Health communities with access to quality facilities and services	A district that values and supports learning with accessible, relevant education and training opportunities	A District that is a safe place to live	A "happening" district with a strong community spirit and distinctive lifestyle.
		How Council contributes to outcomes					
SIGNIFICANTS ACTIVITY GROUP COUNCIL REPORTS ON	COUNCIL ACTIVITY						
Roading	Roading	●●	●●	●		●●	
Stormwater & Flood Protection	Stormwater & Flood Protection	●●	●●	●		●●	
Sewerage	Sewerage	●●	●●	●●		●	
Water Supply	Water Supply	●●	●●	●●		●●	
Solid Waste Management	Solid Waste Management	●●	●●	●			●●
Emergency Management	Rural Fire Service	●●	●			●●	
Emergency Management	Civil Defense & Emergency Management		●●			●●	
Environmental Service	District planning	●●	●●				●
Environmental Service	Building Control	●	●	●			
Environmental Service	Dog and Stock Control					●●	
Environmental Service	Amenity Management	●●		●●			
Environmental Service	Health Regulation			●●			
Other Transport	Vermouth Aerodrome		●	●●		●●	
Other Transport	Parking		●●			●	
Other Transport	Port		●				
Property	Retirement Housing		●	●●		●	●
Property	Councils property Portfolio		●				
Community Facilities and Events	Reserves	●●	●	●●			●●
Community Facilities and Events	Councils In-House Task Force	●●	●				●
Community Facilities and Events	Rest Rooms & Public Conveniences	●	●	●●			●●
Community Facilities and Events	Heritage & Culture				●●		●●
Community Facilities and Events	District Libraries			●●	●●		●
Community Facilities and Events	Swimming Baths		●	●●		●●	●●
Community Facilities and Events	Cemeteries	●●		●			●●
Community Facilities and Events	Civic Center-Sports Center			●●			●●
Community Facilities and Events	Events & Recreation Management		●				●●
Democracy & Administration	Council	●	●●	●	●	●	●
Democracy & Administration	Consultation	●	●	●	●	●	●
Democracy & Administration	Access to Official Information		●●				
Democracy & Administration	Council Administration	●		●	●	●	●
Democracy & Administration	Economic Development, Marketing & Youth Dev		●●				●
Liaison with Other Agencies	Co-Operation with External Service Providers			●	●	●	
Liaison with Other Agencies	Community Safety Projects & Restorative Justice		●			●●	

A further insight can be gleaned from the long-term plans of Ashburton District Council (2009), Masterton District Council (2009), and Hurunui District Council (2009). Connections of community outcomes with groups of activities and with the strategic planning documents can be seen here. Along with it, all of them have mentioned the key organisations which could contribute towards achieving the respective outcomes. Moreover, Masterton District Council has listed the examples of work being undertaken across the district by all other organisations

with regard to the outcome, and what can people do further, and what else is planned to do and by whom. Here, Hurunui District Council, after listing the organisations, has also mentioned the expected level of their contribution, in their roles as advocates, funders, service providers, regulators, as well as facilitators or monitors of the progress of the community outcomes. The other noteworthy aspect in this planning framework covered by Masterton District Council is that it has detailed how progress will be measured, what indicators and measures will be used to assess the progress of that particular outcome. Additionally, they have provided the baseline (data when these community outcomes were developed) and the progress made till the writing of LTP 2009. Figures 8, 9 and 10 present a table for each of these three Councils.

Figure 8: Community Outcomes, Details for 1st Outcome (Ashburton District Council, 2009)

Outcome 1: A thriving and diverse local economy that provides the foundation for a quality lifestyle		
Strategic Objectives	Council Groups of Activities that contribute to Achieving this Outcome	Key District and Regional Strategic Planning
<ul style="list-style-type: none"> Our community has access to quality infrastructure (roading, water, footpaths, wastewater) that is efficient and reliable. (Priority) We recognize the importance of access to sustainable water source for our economy and work together to make a water storage facility a reality. (Priority) We have a prosperous and diverse local economy, and a skilled workforce. Ashburton district has a growing population enjoying a high quality of life. 	<p>Essential Services: Planning for, providing and maintaining appropriate and effective infrastructure that is safe and sustainable over time and that meets the districts needs and expectations.</p> <p>Economic Development: Providing funding to Enterprise Ashburton and Ashburton District to assist building local businesses, attracting new business, attracting visitor's and new residents.</p> <p>Providing funding to the Ashburton Community Water Trust to for research into sustainable water use, water development and community education on water issues.</p> <p>Environmental Service: The District Plan & District Development plan set out Councils vision of how the district should develop over time and ensure land is available for residential and commercial expansion. Council aim to create an environment which is conducive to economic growth and to encourage sustainable development.</p> <p>Providing regulatory service necessary for development, such as land information and building regulation.</p> <p>Community Facilities and Services: Providing facilities and services that improve the quality of life in the district and make the district a more attractive place to live for both new and existing residents.</p>	<ul style="list-style-type: none"> Canterbury Regional Land Transport Strategy Ashburton District Visitor Strategy Ashburton District Economic Development Strategy (in development) Canterbury Regional Economic Development Strategy Canterbury Water Management Strategy Ashburton District Council District Plan Ashburton District Development Plan Canterbury Natural Resources Regional Plan Ashburton Neighborhood Open Space Strategy Ashburton District Council Bylaws Ashburton District Physical Activity Strategy Ashburton District Social Wellbeing Strategy
<p>Key organization we work with to help achieve this outcome: Enterprise Ashburton; Ashburton District Tourism; Ashburton Community Water Trust; RDR Management Ltd; Ashburton Business Association; Federated Farmers; Canterbury Regional Land; Transport Committee; New Zealand Transport Agency; Canterbury Development Corporation; Electricity Ashburton; Ministry of Economic Development; Ministry of Social Development; Environment Canterbury; Canterbury Mayoral Forum; Department of Labor</p>		

Figure 9a: Community Outcomes, Details for 3rd Outcome (Masterton District Council, 2009)

OUTCOME 3: Equitable Society <i>Diversity of the community appreciated, respected, celebrated and encouraged.</i> Our goal is to: <ul style="list-style-type: none"> • Encourage appreciation of diversity • Enable people to participate • Improve opportunities and outcomes for all 	
Some Example of What Is Being Done Now	
<ul style="list-style-type: none"> • Youth council • Foodbank • Council Maori Liaison Task Force • King St Artworks programmed • Wairarapa Community Primary Health Organization Maori Representative • Matariki celebrations • Aratoi exhibitions featuring different culture and community • Wairarapa Physical Activity Plan • Health promotion initiatives • CCS and IDEAS Services programmes • Wairarapa Organization for Older People programmes 	<ul style="list-style-type: none"> • Wairarapa Arts Culture and Heritage Strategy • Youth Action Project For youth who have committed offences • Accessibility codes for building • Council has an Equal Employment Opportunities • Provide a range of housing options for older people • Library programmes for children, youth and the elderly, in English and Te Reo • Programmes offered by Maori providers • Church programmes and activities • International Communities Group • Waitangi Day Origins Festival
What Can You Do?	
<ul style="list-style-type: none"> • Get to know people in our community who have different ethnic, religious, socio-economic backgrounds • Include and involve older people and youth • Attend a range of culture events and activities • Learn Te Reo and/or another language • Visit a marae • Go to a course on the treaty of Waitangi 	<ul style="list-style-type: none"> • Share your culture with others • Speaks up if people are disrespectful about others • Donate food to the Foodbank • Practice Equal Employment Organization policies when recruiting • Learn about others' cultural values and beliefs • Make your home accessible to those with physical disabilities
WHAT ELSE IS PLANNED?	WHO WILL LEAD THE PROJECT?
1. Further celebrate, promotion and protection of Maori culture and Te Reo 2. Further strengthen partnerships with Maori 3. Community development projects within Masterton 4. Implementation of Wairarapa of Youth Health Strategy 5. Implementation of Wairarapa Arts Culture and Heritage Strategy 6. Implementation of Wairarapa Physical Activity Plan 7. Improve access for people with disabilities	Various Various Council District Health Board Wairarapa Arts Culture and Heritage-Toi Wairarapa Trust Wairarapa Council, DHB Council
What Changes Would Show Progress Toward This Outcome?	
<ul style="list-style-type: none"> • Greater appreciation of and support for diversity • Increased ability to access and express one's culture • Fewer people living in deprivation • Increased diversity of people actively involved in community through workforce, sport, other? 	

Figure 9b: Community Outcomes, Details for 3rd Outcome (Masterton District Council, 2009)

How Can We Measure Progress?		
Indicator	Baseline	Progress to Date
Number of Languages spoken	8.1% of people speak 2 language; 1.3% speak three language and 88.6% speak one language only (Census, 2001)	8.1% of people speak 2 language; 1.0% speak three languages And 88.0% speak one language only (Census, 2006)
Maori Language speakers	22.7% of Maori in the Masterton District speak Te Reo Maori (Census, 2001)	22.3% of Maori in the Masterton District speak Te Reo Maori (Census, 2006)
Social deprivation	<p>16.6% of people in Masterton live in decile 10 areas; 25.2% in deciles 7-9; 44.6% in deciles 4-6 and 13.6% in deciles 1-3 (NZ Dep Measure, 2001)</p> <p>The average decile rating for Census Area Units in the Masterton District is :5.8 (NZ Dep Measure, 2001)</p>	<p>16.3% of people in Masterton live in decile 10 areas; 52% in Deciles 7-9; 9.8% in deciles 4-6 and 21.9% in deciles 1-3 (NZ Dep Measure 2006)</p> <p>The average decile rating for Census Area Units in the Masterton Districts is :6.1 (NZ Dep Measure 2006)</p> <p>Of the 12 Census Area Units in the District: 6 received the same decile rating: 4 declined and 2 improved.</p>
Telephone and internet access in the home	95.9% of people have access to a telephone ; and 30.7% have access to the internet (Census, 2001)	90%* of people have access to a telephone; and 52% hve access to the internet (Census 2006)
Households with access to motor vehicle	88.5% of households have access to a motor vehicle (Census, 2001)	90% of households have access to a motor vehicle (Census 2006)

**This decrease in the number of people who have access to a landline at home may reflect the increasing use of mobile and cell phones.*

KEY CONTRIBUTORS
<p>You! Masterton District Council, Rangitane o Wairarapa Inc, Ngati Kahungun, Work and Income New Zealand, District Health Board, Primary Health organization, Wairarapa Workforce Development Trust, Wairarapa RWAP, Community Groups, Schools, Kohanga Reo, Kura Kaupapa o Wairarapa, Women's Center, CCS, IEAD Services, King Street Artworks, Wairarapa Organization for older people, Tertiary education providers, Masterton Trust Lands Trust, Trust house Charitable Trust</p>

Figure 10: Community Outcomes, Details for 1st Outcome (Hurunui District Council, 2009)

Community Outcome 1: "A Desirable Place to Live, Work and Play"							
To make progress in relation to this outcome we need		We will know we are succeeding when		Progress will be measured using these key indicators			
A strong sense of community that give people a sense of belonging and encourage them to take part in local activities, to support essential volunteer services, and to be involved in local consultation and decision making		People are involved with their local community		1.1 Percentage of people in paid employment 1.2 Number of volunteers helping outside of the home 1.3 Degree people feel a sense of community with others in the local neighborhood 1.4 Perceptions of people about their quality of life			
		People actively participate in public decision making		1.5 Voter turnout at local government elections 1.6 Number of people involved in Council meetings, committees and submissions to Council 1.7 Level of confidence in Council's decision making in the past year 1.8 Degree of understanding of Council's decision making			
Attractive, well designed villages that present a positive image encouraging People to live in and visit the area		People feel the Hurunui District is an attractive place to live		1.9 District population and growth rate 1.10 Perception of attractiveness of townships and villages 1.11 Perception of use of subdivisions, coastal environment, Hamner Basin and Hurunui lakes			
Opportunities in leisure, art and cultural activities		People participate in these activities		1.12 Participation in leisure, arts and cultural activities 1.13 Involvement in physical activities, including barriers			
Effective planning for future development but ensuring the preservation of local heritage and rural uniqueness		Our heritage is protected for future generations		1.14 Number of Heritage sites and buildings			
What the Council is doing towards achieving the outcome	Council Activity		How it Contributes to the Outcome				
	Governance and Advocacy		Council advocates to other organizations and governs on the district's behalf. The Council structure encourages community involvement through its ward Committees and sub committees.				
	Hamner Spring Thermal Pools and Spa		The thermal reserve is a special area to New Zealand and provides a place for relaxation and recreational activities to members of the public				
	Library, Local Facilities and Maintenance, Property, Public Toilets, Cemeteries Grants & Service Awards		Council provides community facilities and service for social and recreational use. It is important that these are affordable and relevant to the community, as well as accessible, safe and healthy. Volunteers throughout the community are a critical component to the continuation of many of these facilities and services (e.g. halls, parks and reserves, library etc.). Effective township maintenances ensure towns and villages not only look good, but that everything works.				
Main wellbeing areas / dimensions of wellness to which the outcome contributes			Social and Cultural Wellbeing, Individual & Community Lifestyle, Heritage & Tradition				
Organisations and groups that contribute towards achieving this outcome	Organization	Advocate	Funder	Service Provider	Regulator	Facilities	Monitor
	Hurunui District Council	•	•	•	•	•	•
	Historic Places Trust	•			•		•
	Creative NZ		•				
	Ministry of Culture & Heritage	•					
	Federated Farmers of NZ	•			•		•
	Sport & Recreation NZ (SPARC)	•	•				

Chapter 4: Observations and Changes in LGA 2002

Auditor General Observations on 2006 & 2009 Long Term Plans

After the introduction of Local Government Act 2002 with the legislative requirement of developing long term plans with community well-beings and community outcomes, the Office of the Auditor-General New Zealand (2007) compiled a report regarding the job done by the Councils in developing the 2006 LTCCP. As it was the first time that the Councils were writing these plans, OAG (2007) commented that the Councils struggled in developing the performance framework. More than a quarter of the Councils couldn't establish a clear strong connection between the measures and the level of services. It was due to a weak rationale provided on how the services would be impacting on the community outcomes and well-being (OAG 2007).

As expected for the 2009 LTCCP, the Councils improved on developing their performance framework and connecting it with their community outcomes (OAG 2010). Almost all of the Councils updated their performance frameworks that resulted in developing a much clearer connection between services delivered and community outcomes. It was recommended that the Councils can further work on effectively disclosing their performance related to service delivery, community outcomes and well-beings. The other main recommendation, while acknowledging the variations between the Councils, was to improve the groupings of the activities. The collaborative working of the Councils with their neighbouring Councils for identifying and monitoring the community outcomes was recognised and supported. It helped in fulfilling the legislative requirement in an efficient way, especially for the small Councils that have limited resources. Here, another notable thing was that the majority of the Councils used their 2006 community outcomes in this round of LTCCP. This was because, according to the LGA 2002, the Councils are able to use the determined community outcomes for six years before they have to review them. Only few Councils went through the whole process of identifying the desired community outcomes, whereas some councils just updated the wordings a bit or changed the measures and targets.

The other important observation raised in OAG (2007) was regarding the connection of sustainable development with community well-beings and community outcomes. It was observed that although there was an improvement, nevertheless the connections were not clear enough in the 2006 LTCCPs. All of the LTCCPs had referred to the four well-beings but some areas lacked clear connections as compared to others. Larger Councils have done a better job as compared to the smaller Councils because they had developed their community outcomes more recently. The improvements suggested were that sustainable development should be thought in a more localised way at Council and community level; expressed in a way that is more meaningful and specifically show the Council's contribution in it; clearly integrate with Council activities, planning and management; show how, during the decision-making, the well-beings for foreseeable future generations were considered.

Looking into the most recent report, along the same lines, from OAG (2019), regarding the development of Council activities and outcomes, we note that the Councils have significantly improved in creating a logical flow of different components of their performance framework. The community outcomes were also connected with what Councils do, but they were so broad that they were added in nearly all of the Council activities. Therefore, it was suggested that the Councils should identify the primary activity to which that community outcome would be impacting the most, and along with it also identify a secondary activity. The other important point raised by OAG was the disclosure of performance measures and targets for each activity which would be clearly linked back to the community outcome. It was also observed that some Councils provided explanations around achieving the community outcomes by setting up some goals, descriptions, objectives, relevant programs and projects. This helped in seeing what Council wants to achieve and how it will get it there.

Changes in LGA 2002 in the year 2010 and 2012

In the year 2010, the then Minister of Local Government, Hon Rodney Hide, proposed amendments¹⁴ in the Local Government Act 2002 which were known as Transparency,

¹⁴ These amendments were made when National Party was in the government.

Accountability and Financial Management (TAFM) later came to be known as Better Local Government (Hide, 2010). The main reason for these amendments was to improve the transparency, financial management and accountability of the local government. More specifically, the purpose was to go back to the core services module as laid out in the LGA 2002, as the Councils are answerable to the ratepayers. Secondly, to develop a prudent financial strategy which would limit the increase in Councils' rates and debts along with measurable targets for returns on Council investments. Thirdly, to encourage an informed debate during the local government elections, a recommendation to publish a pre-election report. There were a couple of other amendments as well to reduce the procedural requirements (Hide, 2010a).

Among the reasons for the proposed amendments there was one on making a simple planning process (Hide, 2010). It was outlined that the LTCCP developed by the Councils contained a huge amount of information which was of little interest to the ratepayers, and it was difficult to understand and find a proposal of interest. The process of identifying community outcomes as a separate process to LTCCP was seen as duplication of effort, where the former feeds into the latter one. As well, these community outcomes were broad and didn't necessarily involve services which Council was responsible for delivering.

The amendment Act was passed in November 2010 and the main decisions with regard to the planning process were:

1. Changing the name from Long Term Council Community Plan (LTCCP) to Long Term Plan (LTP).
2. Inclusion of financial strategy in LTP so that Councils and ratepayers could focus on and prioritise the projects, services, investments, debts and rates accordingly.
3. Focus on the core services and mandatory disclosure of the information regarding to the five major infrastructure services (i.e., water supply, stormwater drainage, roading, sewage treatment and disposal, and flood protection)¹⁵.

¹⁵ A new Section 11A was added in LGA 2002 in the Amendment Act of 2010 which listed the core services for the communities as: "in performing its role, a local authority must have particular regard to the contribution that the following core services make to its communities:

4. Merging the community outcomes identification process with the LTP process.
5. Focus on only those community outcomes that the Council will achieve and ratepayers are willing to pay for.

In March 2012 the Minister for local government announced another reform program (DIA, 2012). It was formally known as 'Better Local Government' and was designed to improve the effectiveness and efficiency of local government. The amendment Act was passed in two phases, and the main decisions taken in it were around (DIA, 2013):

1. Change of purpose of local government;
2. Financial prudence requirements;
3. Council governance structure and intervention options;
4. Process of reorganising local government;
5. Development contributions;
6. Auckland Local Boards;
7. Services delivery and its governance;
8. Consultation, decision-making, long term plans and annual plans; and
9. Infrastructure and asset management planning.

The significant change made in the first phase was to modify the second part of the purpose of the local government in the LGA 2002 to, "meet the current and future needs of communities for good-quality local infrastructure, local public services and performance of regulatory functions in a way that is most cost-effective for households and businesses" (DIA, 2012). Thus, with this change, legislatively the focus of local government shifted from community well-beings to the delivery of core services. It was deemed that this change would make the Councils focus only on activities they can perform and, do so in the best possible way.

(a) network infrastructure;
(b) public transport services;
(c) solid waste collection and disposal;
(d) the avoidance or mitigation of natural hazards;
(e) libraries, museums, reserves, recreational facilities, and other community infrastructure."

Changes in LGA 2002 in the year 2019

In April 2018 the Minister of Local Government, Hon Nanaia Mahuta proposed amendments¹⁶ to the LGA 2002. These amendments were mainly to reinstate the purpose of the community well-being back in the LGA 2002; and secondarily to make modifications to the collection of development contributions (Local Government (Community Well-being) Amendment Bill: Explanatory Bill, 2018; DIA, 2018). The proposed amendments were on the basis of a very strong context regarding the role of local government in enhancing the well-being of their communities (New Zealand Parliament, 2018). The purpose statement, to be reinstated, was “to promote the social, economic, environmental, and cultural well-being of communities, in the present and for the future” (DIA, 2018). Here well-being is considered holistically, and the four well-beings are the four aspects of it, which needs to be considered together rather than individually (New Zealand Parliament, 2018). It is envisioned that with these amendments the purpose will become more clearer, coherent and consistent; which will enable the Councils to be more focused towards their communities as it will shift their thinking from ‘are we allowed to do this?’, to more towards ‘should we do this?’ (DIA, 2018).

The three main objectives of the Local Government (Community Well-being) Amendment Act 2019 were: to restore the purpose of local government in the context of community well-beings; to allow for the collection of development contributions from any new development involving the installation of any public amenities needed which results from these new developments; and to remove the focus of Councils from core services to a more open community based services provision (New Zealand Parliament, 2018; Local Government (Community Well-being) Amendment Bill: Explanatory Bill, 2018). The third objective was a technical change in the collection of development contributions (Explanatory Bill, 2018).

The new Section 11A that was added by amendment in 2010, which made the core services¹⁷ to be considered in the Council’s role in serving its communities was repealed. It gave Councils a more flexible approach to cater to the needs of their communities. As the Councils and

¹⁶ These amendments were made when Labour Party was in government.

¹⁷ See footnote 13

communities of each area are in the best position to determine what is important and needed for them, and how it can be approached for addressing or resolving. This change is seen as a more empowering approach for local authorities, with greater flexibility as compared to the instructions given in regard to what can be done with communities (New Zealand Parliament, 2018).

The Local Government (Community Well-being) Amendment Act 2019 was passed in May 2019. This amendment can be seen as unifying the thinking of central government and local government, and how the former views the latter (New Zealand Parliament, 2018a). From a timing perspective, Councils have to prepare LTP 2021-2031 which is due by June 2021. With the community well-being reinstated, councils have to work a bit more for identifying their community outcomes and connecting it with Council activities. It might also change the projects, the priorities and the financial impacts (i.e., the performance framework and performance measures). Decision-making will be the key aspect while incorporating the community well-beings in Councils' plans for the coming years. This situation becomes a bit tricky to handle with the Covid-19 scenario and its economic impact on the communities. There has been a massive support for the local government sector from the Department of Internal Affairs (DIA), Audit New Zealand¹⁸ and the New Zealand Society of Local Government Managers (SOLGM)¹⁹, through providing timely guidance on developing the LTP 2021-2031.

As stated by Hon Nanaia Mahuta, “community well-being is at the heart of what local authorities do. So, it only makes sense for the legislation to recognise this important role. To work effectively, all levels of government must listen to the needs of communities. This is the only way to ensure social cohesion, inclusion, and develop thriving and sustainable local communities” (New Zealand Parliament, 2018a).

¹⁸ Audit New Zealand (2020)

¹⁹ LG Sector Good Toolkit, Long Term Planning Resources

Chapter 5: Set of Measures Common Across the Councils

Measures selection through long term plan 2009-19

In this chapter we intend to collate the community well-being outcomes, their definitions, indicators and measures used across the local government in the long-term Council community plans of 2009. As discussed in the previous chapters, the community well-beings were introduced in the year 2002 and they were developed for the first time in the year 2004, and then they were used for the first in the year 2006 in the long-term Council community plan (LTCCP), and after that, they were used in the year 2009 for LTCCP. After that, with the change in the Local Government Act, they were not used again. Although we see the traces of community well-beings in some Councils' plans and they were kept and used in the subsequent long-term plans²⁰, the majority of the Councils stopped reporting on it. Therefore, focusing on the year 2009 is a better option for this study.

Moreover, from the Audit New Zealand reports, it is apparent that the community outcomes were more mature and clearly articulated in the year 2009 as compared to previous years. For the long-term plan (LTP) 2021-31, Audit New Zealand (2020) have given some guidance around the importance of the performance framework and performance measures. They mentioned that there are two parts to the performance framework; the first part connects with the community outcomes and community well-beings, whereas the other describes details about the Council level of service for each group of activities. These two parts must align and show the connection between each other. The group of activities statements is the best place where this link is shown. This guidance document also recommended to have a small set of well-being indicators along with the performance measures, as it will give a strong foundation for the Council to report on the impact of its services on the community well-beings.

Statistics New Zealand (2006, as cited in Masterton District Council, 2009) defined indicators "as a parameter that can be measured to show the trends or changes in a particular condition...Indicators reduce the number of measurements that are normally required to give

²⁰ For example see long term plans of Christchurch City Council.

a complete picture of a situation.” Then there can be some criteria for choosing indicators. By way of example, Masterton District Council (2009) has set this criterion around four things, i.e., available, affordable, applicable and simple and easily understood.

These four criteria are explained as (Masterton District Council, 2009):

1. “Available:
 - a. Already being measured (existing data and information) wherever possible
2. Affordable:
 - a. Easy to access and/or measure data.
 - b. Simple to monitor.
 - c. Do not require huge expense to obtain and/or measure.
3. Applicable:
 - a. Able to measure changes on an appropriate scale, e.g. overtime.
 - b. Relevant to the outcome being measured.
 - c. Provides information at a level appropriate and useful for decision making.
 - d. Already recognised (i.e., tested and validated) as a measure of the outcome it is applied to at a national level.
4. Simple and easily understood:
 - a. Simple to interpret and publicly appealing.
 - b. Clearly informs about the extent of the issues of interest.”

For this study we compiled the list of community outcomes, their definitions, indicators and measures from all the regional, city and district Councils across New Zealand. In some cases, we also came across the data sources from where the measures were collected but this was only available for a couple of Councils. This extensive data collection process was carried out by visiting the council websites one by one through the Internet Archive: Way Back Machine²¹. The Way Back Machine contains a record of websites as it was in the year 2009. By going back in time, we were able to download the long-term plans. It took a bit of time to search for the files but eventually we were able to download all of them. In some cases, there was only one file whereas in others there were a couple of files.

²¹ <https://archive.org/web/>

All Councils had a separate chapter on community outcomes, with a discussion around it. There were cases where we found that the community outcomes were properly referred in a separate report which was released a bit earlier than the long-term plan 2009. They were around the progress of community outcomes. In those cases, we had to search the community outcomes report by again using the Way Back Machine within the Council websites.

As shown in the dashboard below (Figure 11)²², there were 78 region, city and district Councils. The majority of the data (about 90%) was collated from the long-term plans of the Councils, while in some cases the community outcomes (8%) were collected from the reports specifically written on community outcomes or monitoring reports. In a rare case for Auckland Council the community outcomes were gathered from their plan (i.e., The Auckland Plan).

Most of the datasets around community outcomes are based on the year 2009 (87%), then from 2018 (8%), and the rest from the years 2006, 2007 and 2008. With the community well-beings back in the Local Government Act 2002, the Councils are at the moment busy in drafting their long-term plan 2021-2031 and will release it by June 2021. In this LTP 2021-31 round we will be able to see some updates in the community outcomes and the measures used, but we do not expect a significant change. All of the Councils have reported community outcomes, whereas 67% of the Councils have provided a definition or articulated the community aspiration. After this, 62% or 48 councils have provided a list of indicators to further elaborate the community outcomes. In order to comprehend the progress of well-being over time, 90% (or 70) of Councils have provided a specific list of measures which is connected to the community outcomes. Only 24% of the Councils have given the source of data from where they will be collecting the data. In a small number of cases (14%) the number of indicators were more than the number of measures.

²² Access the interactive version of these dashboards from:
<https://public.tableau.com/profile/data.n.dashboards#!/vizhome/CommunityWell-beings/DataOverview>

Since the number of community outcomes and the corresponding measures were more commonly available across the Councils, we took the approach to drop the indicators, and connect the outcomes directly with the measures. In this way, it became easier for us to understand the relationship between what the community wants and how it will be measured. From the 78 councils across New Zealand we compiled, in total, 556 community outcomes and 4,337²³ measures. Whereas there were 987 community outcome definitions or statements, or in other words, we can say community aspirations. To connect all of these outcomes and measures with the four well-beings we created another layer of broad groups of measures. In total there are 74 broad measures - see Figures 12 and 13. These broad groups comprise measures which are same or very similar to each other. These broad groups were further connected with the four well-beings (i.e., social well-being, economic well-being, environmental well-being and cultural well-being); and one more category of demographics. In this way we were able to summarise this wealth of information in one place (i.e., from measures to broad groups to community outcomes to well-beings). See Figure 12 for the overview dashboard.

Within the broad measures group, the highest number of measures are for 'rivers, lakes, coastal and groundwater', followed by 'environment/environmental attitudes' and then for 'community development'. See Figure 15 for the dashboard and visit the website for the full interactive version of it²⁴. The author of this study developed these broad measures group by making the best judgement on the best fit for each measure. As for the highest number of broad measures group for the Councils are for 'crime/safety' followed by 'rivers, lakes, coastal and groundwater' and then by 'qualification/school'. The former broad measure group was cited by 71 Councils and the latter two by 67 and 66 respectively.

A comprehensive view across all the 78 Councils shows that the average number of community outcomes for a Council is around seven; and there are on the average around 55 measures per Council. These outcomes and measures can be divided into four well-beings and a demographics category. On the basis of our broad measure groups and the number of

²³ We have removed 14 measures as they were not completely defined.

²⁴ Access the interactive version of these dashboards from:

<https://public.tableau.com/profile/data.n.dashboards#!/vizhome/CommunityWell-beings/DataOverview>

Councils reporting those measures we did a cluster analysis. It was to ascertain which broad measure groups are similar to one another (see Figure 16 for the clusters dashboard).

We used Tableau software to conduct these cluster analyses. Tableau uses k-means algorithm for clustering and Calinski-Harabasz criterion to assess the quality and the numbers of the clusters. “The Calinski-Harabasz criterion is defined as:

$$\frac{SS_B}{SS_W} \times \frac{(N-k)}{(k-1)}$$

Where SSB is the overall between-cluster variance, SSW the overall within-cluster variance, k the number of clusters and N the number of observations. The greater the value of this ratio, the more cohesive the clusters (low within-cluster variance) and the more distinct/separate the individual clusters (high between-cluster variance)” (Find Clusters in Data, Tableau). Tableau automatically assigns the number of clusters on the basis of the first local maximum of Calinski-Harabasz.

In Tables 7 and 8 the results of this cluster analysis are presented. The F-statistic and p-value are significant in this analysis.

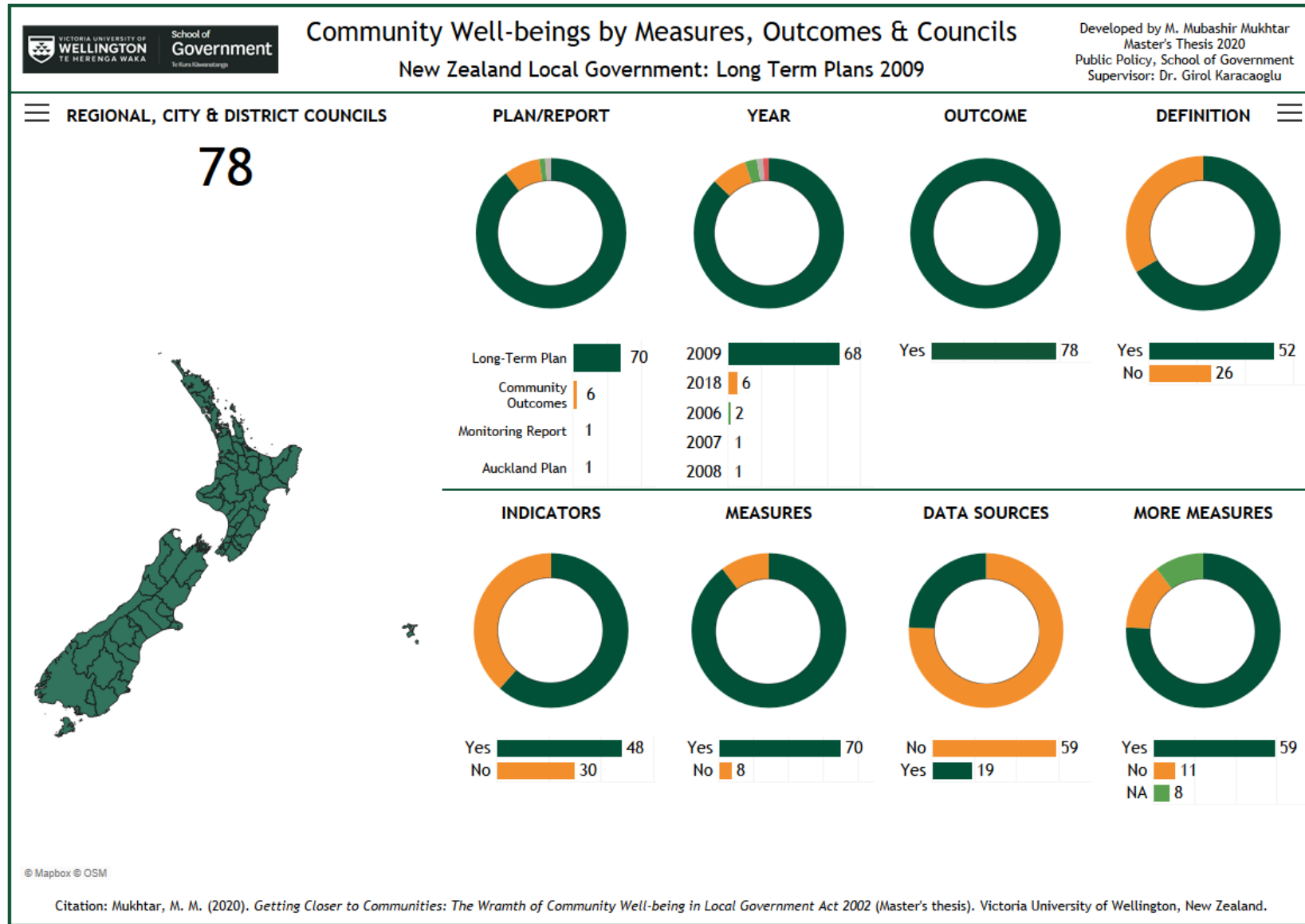
Table 7: Cluster Analysis Model						
Analysis of Variance						
			Model		Error	
Variable	F-statistic	p-value	Sum of Squares	DF	Sum of Squares	DF
Number of Councils	32.08	1.186e-10	5.035	2	5.572	71

Whereas we got three clusters, from which the third cluster has the highest number of Councils (59) but has the least number of broad groups (16), and cluster one has the second highest number of Councils (33) but the highest number of broad groups (31). From these results we can confidently suggest that most of the Councils are measuring their community well-beings in somewhat similar fashion to each other. At the same time the second cluster,

which represents 10 Councils, have 27 different broad groups. This result verifies the discussion in previous chapters that each district or city is different to the others; they have different challenges, resources, capacities, capabilities and opportunities.

Table 8: Cluster Analysis Summary		
Inputs for Clustering		
Variables:	Number of Councils	
Level of Detail:	Broad Measures	
Scaling:	Normalised	
Summary Diagnostics		
Number of Clusters:	3	
Number of Points:	74	
Between-group Sum of Squares:	5.0355	
Within-group Sum of Squares:	0.53657	
Total Sum of Squares:	5.572	
		Centres
Clusters	Number of Broad Measures	Number of Councils
Cluster 1	31	32.6
Cluster 2	27	9.8
Cluster 3	16	59.0

Figure 11: Community Outcomes Data Availability Dashboard



© Mapbox © OSM

Citation: Mukhtar, M. M. (2020). *Getting Closer to Communities: The Wramth of Community Well-being in Local Government Act 2002* (Master's thesis). Victoria University of Wellington, New Zealand.

Figure 12: Overview of the Community Well-beings and Comparison with LSF and IANZ

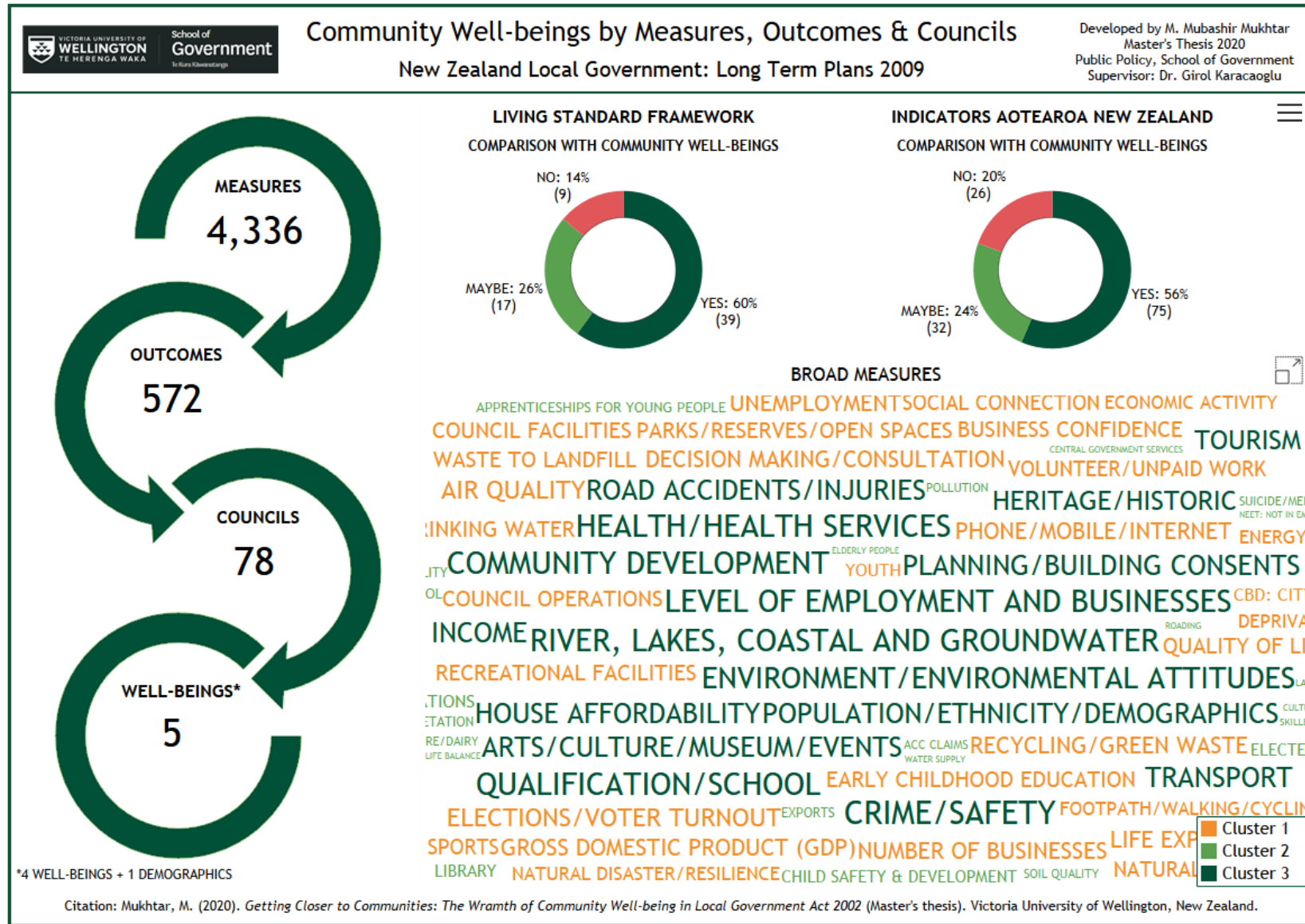


Figure 13: List of Community Well-beings





 		List of Community Well-beings New Zealand Local Government: Long Term Plans 2009			Developed by M. Mubashir Mukhtar Master's Thesis 2020 Public Policy, School of Government Supervisor: Dr. Girol Karacaoglu
Wellbeings	Outcomes	Broad Measures	Measures	Councils	
5	573	74	4,337	78	
WELL-BEINGS All	OUTCOMES All	BROAD MEASURES All	MEASURES All	COUNCILS All	×
SOCIAL WELL-BEING	A BUOYANT DISTRICT ECONOMY	CBD: CITY CENTRE	THE TOWNS IN THE DISTRICT ARE ATTRACTIVE	RANGITIKEI DISTRICT	✓
	A COMMUNITY WITH EXCELLENT FACILITIES AND SERVICES	COMMUNITY DEVELOPMENT	PRIDE IN THE LOOK AND FEEL OF THE DISTRICT	ROTORUA DISTRICT	✓
	A COMMUNITY THAT RESPECTS ITS ENVIRONMENT	CBD: CITY CENTRE	PROPOSED: 'BEAUTIFUL CITY STATUS'	ROTORUA DISTRICT	✓
	A COMMUNITY THAT VALUES ITS LIVING MAORI CULTURE	ELECTED MEMBERS	RELATIONSHIP BETWEEN MAORI COUNCIL	ROTORUA DISTRICT	✓
		SOCIAL CONNECTION	MAORI ACTIVITIES AND MEDIA	ROTORUA DISTRICT	✓
			PERCEIVED IMPORTANCE OF TE REO	ROTORUA DISTRICT	✓
	A COMMUNITY WHERE PEOPLE WORK TOGETHER	COMMUNITY DEVELOPMENT	PUBLIC PERCEPTION	WHANGANUI DISTRICT	✓
		DECISION MAKING/CONSULTATION	COMMUNITY INVOLVEMENT IN DECISION-MAKING	WHANGANUI DISTRICT	✓
		ELECTIONS/VOTER TURNOUT	LEVEL OF VOTER TURNOUT AT LOCAL	WHANGANUI	
Citation: Mukhtar, M. (2020). <i>Getting Closer to Communities: The Wramth of Community Well-being in Local Government Act 2002</i> (Master's thesis). Victoria University of Wellington, New Zealand.					

Figure 14: List of Community Well-being Statements

 		Community Well-being Statements New Zealand Local Government: Long Term Plans 2009		Developed by M. Mubashir Mukhtar Master's Thesis 2020 Public Policy, School of Government Supervisor: Dr. Girol Karacaoglu
Councils		Outcomes	Community Statements	
78		557	987	
Detail List of Community Well-being Statements As Used in Long Term Plans of 2009				
COUNCIL	OUTCOMES	COMMUNITY STATEMENTS		
ASHBURTON DISTRICT COUNCIL	DEMOCRACY	A COMMUNITY THAT CONTRIBUTES TO IMPROVING OUR QUALITY OF LIFE THROUGH DEMOCRATIC PARTICIPATION	✓	
	ECONOMY	A THRIVING AND DIVERSE LOCAL ECONOMY THAT PROVIDES THE FOUNDATION FOR A QUALITY LIFESTYLE	✓	
	EDUCATION	A COMMUNITY WITH ACCESS TO QUALITY EDUCATION AND LIFE LONG LEARNING	✓	
	ENVIRONMENT	NATURAL AND DEVELOPED ENVIRONMENTS ARE SUSTAINED FOR THE ENJOYMENT OF CURRENT AND FUTURE GENERATIONS	✓	
	HEALTH AND WELLBEING	HEALTHY ACTIVE PEOPLE ENJOYING A GOOD QUALITY OF LIFE IN A CARING AND SAFE ENVIRONMENT	✓	
	IDENTITY HERITAGE	A COMMUNITY WITH A STRONG SENSE OF IDENTITY AND HERITAGE WHICH WELCOMES NEW RESIDENTS AND ENCOURAGES DIVERSITY	✓	
	RECREATION	A COMMUNITY WITH ACCESS TO A VARIETY OF CULTURAL RECREATIONAL AND HERITAGE EXPERIENCES AND FACILITIES THAT ENHANCE OUR QUALITY OF LIFE	✓	
AUCKLAND COUNCIL	BELONGING AND PARTICIPATION OUTCOME	BELONGING AND PARTICIPATION OUTCOME	✓	
	ENVIRONMENT AND CULTURAL HERITAGE OUTCOME	ENVIRONMENT AND CULTURAL HERITAGE OUTCOME	✓	
	HOMES AND PLACES OUTCOME	HOMES AND PLACES OUTCOME	✓	

Citation: Mukhtar, M. (2020). *Getting Closer to Communities: The Wramth of Community Well-being in Local Government Act 2002* (Master's thesis). Victoria University of Wellington, New Zealand.

Figure 15: Broad Group of Measures by Number of Measures, Number of Outcomes and Number of Councils

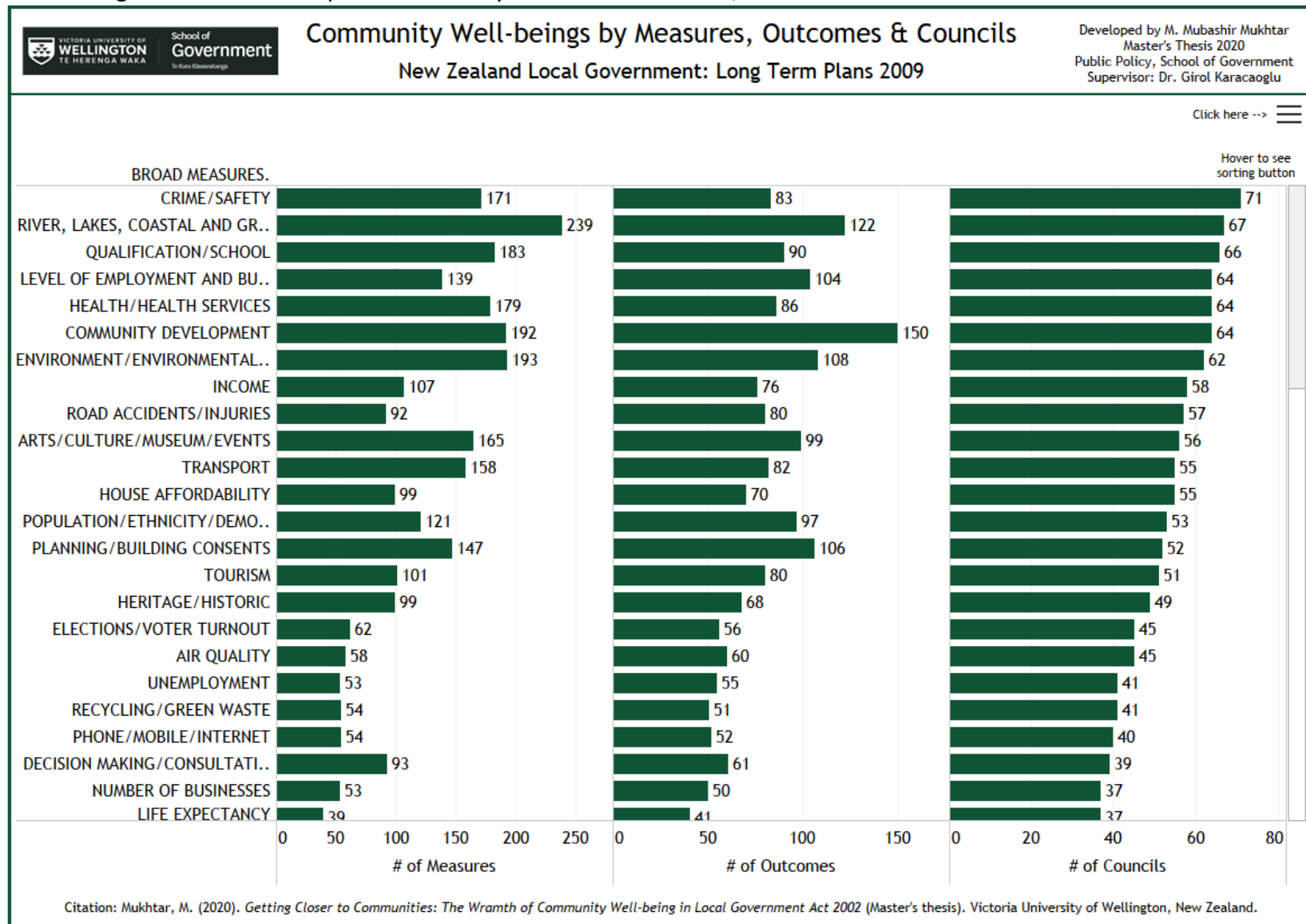
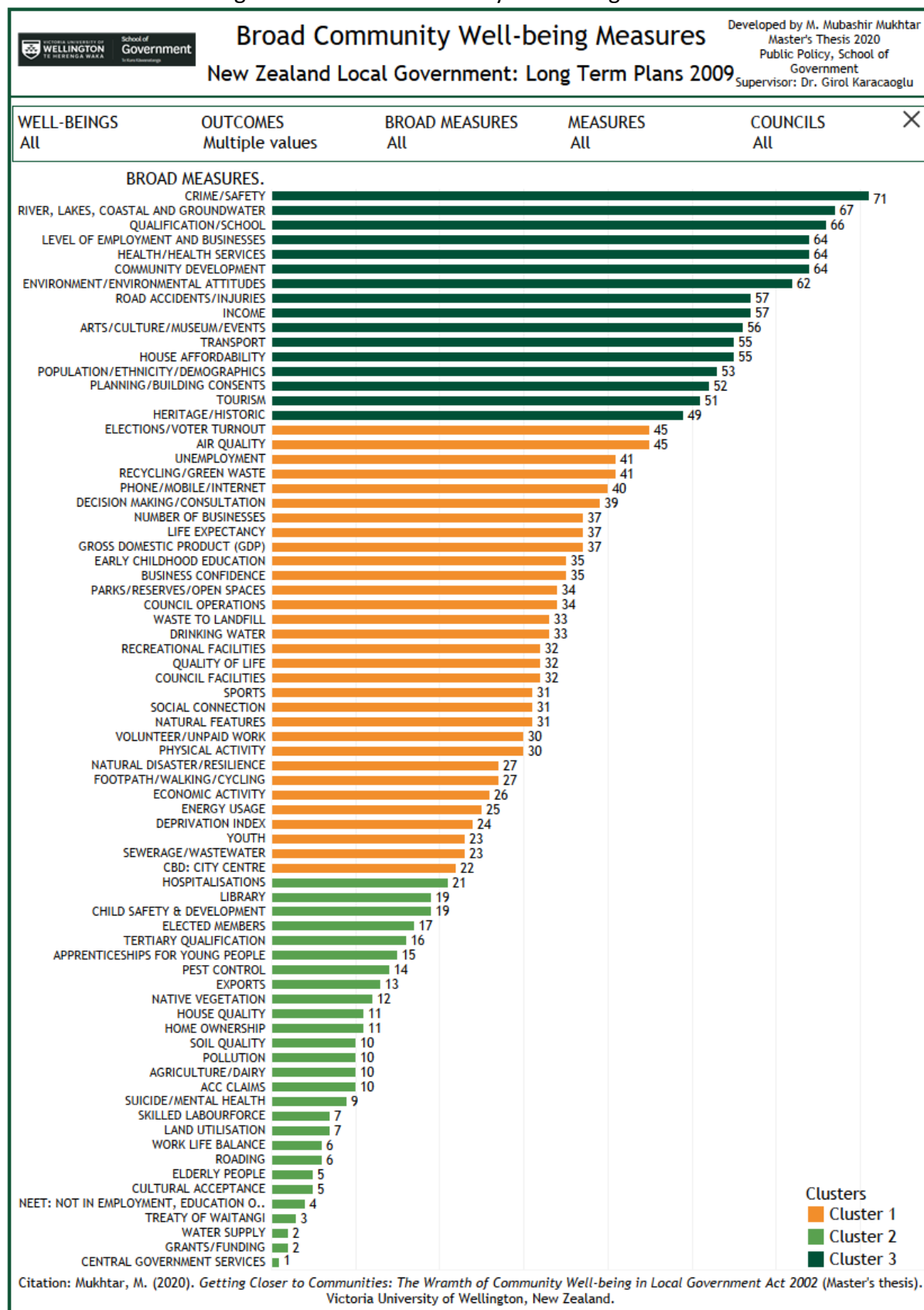


Figure 16: Broad Community Well-being Measures



Chapter 6: Aligning the Community Well-being Measures with LSF and IANZ

In the previous section we covered community well-beings, in the form of outcomes and measures as published by the local government. We intend to expand this analysis and compare the community well-being measures with the two most influential pieces of work done by the central government agencies of New Zealand. They are the Living Standard Framework (LSF) developed by The New Zealand Treasury and Indicators Aotearoa New Zealand (IANZ) developed by Statistics New Zealand.

The purpose of these two pieces of work is to give sight to the government on shaping the long-term well-being strategy for New Zealand. The LSF was released in Dec 2018 with the main aim to support the cross-government well-being priorities, it “is a high-level framework for measuring and analysing intergenerational wellbeing, covering current wellbeing, future wellbeing, and risk and resilience across a range of economic, social and environmental outcome domains” (Treasury, 2018). It was developed after consultation with the public, domestic and international experts, and informed by OECD’s well-being approach. Thus, it can be aligned with international datasets and provide an international comparability.

The LSF comprises of a range of outcome indicators which can be seen in detail through the dashboards developed by The Treasury. There are three intergenerational well-being outcomes (i.e., our country, our people, and our future). In here, our country and our people comprise 12 current well-being domains: civic engagement and governance, cultural identity, environment, health, housing, income and consumption, jobs and earnings, knowledge and skills, time use, safety and security, social connections, and subjective wellbeing. Whereas our future comprises four future well-being capitals: natural capital, social capital, human capital and finance/physical capital (Treasury, 2018). In each respective domain there are a few sets of indicators which help monitor the progress made in that respective domain. In total there are 65 indicators across 16 domains.

As the LSF is developed for a national level representation of well-being, it compels us to compare it with the list of community well-being (CWB) measures that are used at a territorial authority level. We tried to match LSF indicators with the CWB measures as best as possible.

Our analysis shows that out of 65 indicators listed in LSF there was a comparable measure for 39 (60%) in the CWB measures. The match between LSF and CWB does not mean that the data will be available at that level of granularity, although it can happen in some cases; rather, the important point in here is that the indicators used in LSF are in some way useful and reported on at a much granular level in CWB (i.e., at territorial authority level). Furthermore, we can say that for 17 (26%) indicators there was a near match, as we could not find an exact or strong match. But in this case of near match, we have identified the most likely measure from CWB. Lastly, we could not find any match for 9 (14%) indicators. See Figures 12 and 17 for the summary and full analysis dashboard; also visit the dashboard online for the interactive full version of this dashboard. We have also provided a full list of indicators in Appendix C and D.

LSF does not intend to replace the other well-being frameworks or datasets or dashboards; it basically complements the other sector-focused or more granular level information currently used in the public sector (Treasury, 2018). One such other framework in the public domain is IANZ. The purpose of IANZ is to bring in the limelight the diversified aspects of well-being and its progress across the board for all New Zealanders. Additionally it will help in improving the systems for the current and future generations. The IANZ set of indicators encompasses both, a holistic view of well-being and sustainable development; this vision aligns with the internationally growing focus on well-being. It follows the United Nations Sustainable Development Goals (SDGs) reporting standard and also brings in the New Zealand context by incorporating cultural and Te Ao Maori perspectives. As compared to LSF, the IANZ set of indicators were derived after a detailed consultation process with the public and subject matter experts. So, it seems to be more rooted in well-being as perceived by the people of New Zealand. This project was started in mid-2018 with the consultation process, the indicators were finalised by early 2019 and the website was launched by mid-2019.


Altogether, there are 133 indicators across 22 topics and two themes (i.e., well-being indicators and contextual indicators). Each topic has multiple indicators but not all indicators have data associated with them. So out of 133 indicators, 87 (65%) have data and the rest 46 (35%) are in the development stage. We tried aligning IANZ indicators with the CWB measures as best as possible. Our analysis shows that out of 133 indicators listed in IANZ there were 75

(56%) aligned with CWB measures. The alignment between IANZ and CWB does not mean that there is an exact word to word match between the two, but it is almost the same thing. Furthermore, the alignment does not mean that the data will be available at the same level of granularity, although it can happen in some cases. In the case of IANZ most of the data is available at regional level. As highlighted earlier, the important point in here is that the indicators used in IANZ are in some way useful and reported on a much granular level in CWB (i.e., at territorial authority level). For 32 (24%) indicators there was a near match, as we could not find an exact or strong match. In the case of a near match, we have mentioned the most likely measure from CWB. Lastly, we could not find any match for 26 (20%) indicators. See Figures 12 and 18 for the summary chart of this alignment and the dashboard for the list of indicators respectively. We have also provided a full list of indicators in the Appendix C and D.

From this alignment analysis it can be deduced that most of the indicators used in LSF and IANZ are also used in CWB at a territorial authority level. Which means that the well-being measurement work in the majority of cases can be aligned at a granular level with national-level indicators. In the same way, the measures which are available in CWB but not present in LSF or IANZ²⁵, and that which are used by majority (cluster 1 and 3 as discussed in previous section) of the Councils, can be built into these two frameworks to give a more in depth view on well-being.

²⁵ See IANZ website for an alignment between LSF and IANZ. 53 (81%) indicators of LSF match with IANZ. <https://wellbeingindicators.stats.govt.nz/en/aligning-with-living-standards-framework/>

Figure 18: Coverage of Community Well-being Measures in Indicators Aotearoa New Zealand



VICTORIA UNIVERSITY OF WELLINGTON

TE HERENGA WAKA

School of Government

To Kura Kōwhiriwhiri

Coverage of Community Well-being Measures in Indicators Aotearoa New Zealand

Developed by M. Mubashir Mukhtar

Master's Thesis 2020

Public Policy, School of Government

Supervisor: Dr. Girol Karacaoglu

Indicators	Topics	Indicators Status		Coverage of CWB in IANZ		
133	22	AVAILABLE	NOT AVAILABLE	YES	MAYBE	NO
		87	46	75	32	26

Detail Coverage List of Community Well-being Measures in Indicators Aotearoa New Zealand

HEADING	TOPIC	INDICATOR	DEFINITION	IANZ DATA STATUS	
WELLBEING INDICATOR	CLIMATE	CONSUMPTION-BASED GREENHOUSE GAS EMISSIONS	OF A NATION'S CONSUMPTION AND LIFESTYLE CHOICES. CONSUMPTION-BASED EMISSIONS ARE OFTEN REFERRED TO AS A NATION'S CARBON FOOTPRINT. CON..	AVAILABLE	
		COSTS OF EXTREME WEATHER EVENTS	THIS INDICATOR WILL SHOW THE FINANCIAL COSTS OF EXTREME WEATHER EVENTS ON NEW ZEALANDERS.	NOT AVAILABLE	✗
	CULTURE	ENGAGEMENT IN CULTURAL ACTIVITIES	THIS INDICATOR WILL SHOW HOW MUCH TIME PEOPLE AGED 15 YEARS AND OLDER SPEND PARTICIPATING IN TRADITIONAL CULTURAL EXPERIENCES, SUCH AS CELEBRATIONS OR ACTIVITIES. THIS MEASURE STILL NEEDS TO BE DEVELOPED. AS A PROXY, WE HAVE INFORMATION ON THE PERCENTAGE OF PEOPLE AGED 1..	AVAILABLE	✓
		INTERGENERATIONAL TRANSFER OF KNOWLEDGE	THIS INDICATOR WILL SHOW THE EXTENT TO WHICH CULTURAL KNOWLEDGE IS TRANSFERRED BETWEEN GENERATIONS OF NEW ZEALANDERS. CULTURAL KNOWLEDGE RELATES TO EVERYTHING WE KNOW THAT CHARACTERISES A PARTICULAR CULTURE. FOR EXAMPLE, IT CAN INCLUDE INFORMATION THAT EXPLAINS WHY PEOPLE FROM A PARTICULAR CULTURE FOLLOW PARTICULAR C..	NOT AVAILABLE	⚠
		TE REO MĀORI SPEAKERS	THIS INDICATOR SHOWS THE PERCENTAGE OF PEOPLE WHO REPORTED BEING ABLE TO TALK ABOUT EVERYDAY THINGS IN TE REO MĀORI. TE REO MĀORI IS THE INDIGENOUS LANGUAGE OF AOTEAROA NEW ZEALAND. THE LANGUAGE IS CENTRAL TO MĀORI CULTURE AND IDENTITY, AND FORMS PART OF THE HERITAGE OF OUR COUNTRY.	AVAILABLE	✓
ECONOMIC STANDARD OF LIVING	CHILD POVERTY: LOW INCOME	PLEASE BE AWARE THE DATA CURRENTLY AVAILABLE FOR THIS INDICATOR HAS SOME LIMITATIONS. IT WILL BE UPDATED IN 2020. FOR MORE INFORMATION, SEE CHILD POVERTY STATISTICS RELEASED. THIS INDICATOR SHOWS THE PERCENTAGE OF NEW ZEALAND CHILDREN LIVING IN HOUSEHOLDS THAT EXPERIENCE LOW INCOME. THE TERM 'LOW INCOME' MEANS THE HOUSEHOLD ..	AVAILABLE	⚠	
	CHILD POVERTY: MATERIAL	PLEASE BE AWARE THE DATA CURRENTLY AVAILABLE FOR THIS INDICATOR HAS SOME LIMITATIONS. IT WILL BE UPDATED IN 2020. FOR MORE INFORMATION, SEE CHILD POVERTY STATISTICS RELEASED. THIS INDICATOR SHOWS THE PERCENTAGE OF NEW ZEALAND CHILDREN LIVING IN HOUSEHOLDS THAT EXPERIENCE LOW INCOME. THE TERM 'LOW INCOME' MEANS THE HOUSEHOLD ..	AVAILABLE		

Citation: Mukhtar, M. (2020). Getting Closer to Communities: The Wramth of Community Well-being in Local Government Act 2002 (Master's thesis). Victoria University of Wellington, New Zealand.

Citation: Mukhtar, M. (2020). *Getting Closer to Communities: The Wramth of Community Well-being in Local Government Act 2002* (Master's thesis). Victoria University of Wellington, New Zealand.

Chapter 7: Case Study: Community Well-beings in Ashburton District Council

In this chapter we intend to conduct a case study of utilising community well-beings for the Ashburton District Council (ADC)²⁶. There is no specific reason for selecting ADC apart from the authors own knowledge about the district and the Council. This case study was done as a desktop exercise in which various documents issued by the Council were used to frame the case.

Ashburton District is located within Canterbury Region, in the South Island of New Zealand. It is mainly an agriculture economy with a major focus on dairy farming (MBIE, 2020). With a population of 35,400 (Stats NZ, 2020) it is one of the fastest growing rural districts (ADC, 2018). The population increase occurred in both urban and rural areas, but it was mainly due to economic growth in rural parts. With an average house price of \$384,998 in Oct 2020 (Property Value, 2020) and mean weekly rent of \$335 in 2019 (MBIE(a), 2020), Ashburton District is a great family place. At the same time ADC (2018) have mentioned some key issues for the district which are due to growth in population, household structure change, becoming more ethnically diverse, planning for natural disasters (e.g., earthquakes), lack of NZTA subsidy funding, climate change, and management of surface water.

Based on the state of the community report published in 2009 (ADC, 2009a), there were seven community outcomes identified through a consultative process with the community during the year 2005. All round efforts were put in by the Council staff members and the elected members (mayor and councillors) to hear from the community. A series of nine workshops were conducted in which over 100 people and around 70 different groups and agencies attended. A survey was also conducted in which over 600 people responded reflecting on a wide range of issues relating to the community. Apart from these, previous survey responses (undertaken between 2003 and 2005) which were held by the Council were also reviewed. Through this extensive exercise the Council was able to focus on seven community outcomes.

²⁶ The author has worked at Ashburton District Council from Aug 2015 to Aug 2018 as a Research and Monitoring Advisor within the Community Relations Team.

These outcomes related to: economy, environment, identity & heritage, education, health & well-being, recreation and democracy.

Further explanations on these outcomes are available in the shape of community statements. They basically outline what the community specifically wants to see for their current and future well-being. In addition, there were a number of measures associated with each of the outcomes so that the achievement of those outcomes could be tracked over time. In total, there were 58 measures across the seven outcomes. These measures were selected on the basis of being SMART (i.e., specific, measurable, achievable, relevant and timebound). Another consideration was that the measures have linkages with regional and national datasets so that a sound comparison could be made. This paragraph summarises the whole approach of community well-being for ADC “if we, as a community, are to make progress to achieving our community outcome goals we need to work together and to play to our individual and collective strengths. This is likely to include working collaboratively and exploring new ways of working that perhaps have not been considered in the past” (ADC, 2009a). See Table 9 for the list of community well-being outcomes, statements and measures as developed by the Ashburton District Council.

In its LTP 2009-19 the Council has clearly sketched out the link between the community outcomes and the Council activities (see Figure 19). Starting from the community outcomes (as discussed above) there were strategic objectives also provided for each of the outcomes and community statements. These strategic objectives were marked as a priority objective where they were so deemed by the community (see Table 10 for the complete list). Council also came up with its strategic vision which connected to the community outcomes. The broad vision of the Council for its community was, “Ashburton: District of Choice for Lifestyle and Opportunity” (ADC, 2009). There were five strategic vision statements that showed what ADC will do, how they will achieve it, and which Council activities are going to contribute towards the community plan²⁷. Thus, there was a connection being made between the community outcomes and the Council’s strategic vision. To make it even clearer, the Council’s

²⁷ The author intends to discuss these parts in detail in his PhD thesis (to be started in April 2021). The research area is going to be on local government decision-making process and budgeting.

contributions to achieving community outcomes were also listed. This list showed the Council's group of activities across the board, as well as the key district and regional strategic planning documents which are going to fulfil the community outcomes strategic objectives. It was also noted that while community outcomes are the main drivers for setting up the directions of the Council working, there are two other things which also influences these workplans, and they are: legislative requirement (activities which Council has to undertake irrespective of its impact on community outcomes) and the political mandate of the elected members (with regard to Council activities and which may not exactly match with the community outcomes) (ADC, 2009).

Collaborative working with the community and other organisations was also given a strong emphasis. Because in many cases Council have no major role to play at all in achieving the community outcomes, it has to work along with other agencies, community groups, and the private sector. Council has a number of partnerships with local organisations like Ashburton Safer Community Council, District Health Committee, Ashburton Community Pool Board, and the Ashburton Performing Arts Theatre Trust. A strong working relationship was also identified with Te Runaka o Arowhenua who have mana whenua over Ashburton District. The vision of Te Runaka o Arowhenua also aligns with the Council's vision: "nurturing our people through generations, guardians of the environments we live in, progressing our future locally and globally" (ADC, 2009). Hakatere Marae Komiti, a maata waka organisation based within Ashburton at Hakatere Marae was identified by Te Runaka o Arowhenua to liaise with the Council on local initiatives and contribute towards achieving the community outcomes.

In the LTP 2009-19, ADC was reporting on the progress made on the community well-being through the outcomes framework (measures), and also reporting on the progress made on council activities through its strategic vision framework. Thus, we can say that it was utilising external and internal data to achieve the community well-beings as stipulated in the Local Government Act 2002. This type of reporting and monitoring structure shows a very clear progress on the commitments made by the Council and also helps the community to further decide on the path they intend to walk for their own current and future well-beings.

Table 9: Community Outcomes and Measures from Ashburton District Council 2009			
S.NO	OUTCOMES	COMMUNITY STATEMENTS	MEASURES
1	"ECONOMY	A THRIVING AND DIVERSE LOCAL ECONOMY THAT PROVIDES THE FOUNDATION FOR A QUALITY LIFESTYLE	ASHBURTON DISTRICT POPULATION GROWTH
2			PROPORTION OF WORKING AGED POPULATION UNDERTAKING INDUSTRY TRAINING OR MODERN APPRENTICESHIPS IN THE DISTRICT
3			MEDIAN ANNUAL PERSONAL INCOME
4			MEDIAN ANNUAL HOUSEHOLD INCOME
5			WORKFORCE PARTICIPATION RATE
6			HOME OWNERSHIP RATE
7			RESIDENT SATISFACTION WITH THE QUALITY OF COUNCIL-PROVIDED INFRASTRUCTURE
8			RESIDENT ACCESS TO INTERNET SERVICES
9			ANNUAL VALUE, TYPE AND NUMBER OF BUILDING CONSENTS ISSUED
10			RESIDENT SATISFACTION WITH COUNCILS ROLE IN THE MANAGEMENT OF THE DISTRICTS WATER RESOURCES
11			TOURISM GUEST NIGHT NUMBERS
12			RESIDENTS SATISFACTION WITH THEIR QUALITY OF LIFE IN THE DISTRICT
13	ENVIRONM ENT	NATURAL AND DEVELOPED ENVIRONMENTS ARE SUSTAINED FOR THE ENJOYMENT OF CURRENT AND FUTURE GENERATIONS	AIR QUALITY - PM10 LEVELS IN ASHBURTON
14			GROUNDWATER NITRATE LEVELS IN MONITORED DRINKING WATER WELLS
15			SWIMMING WATER QUALITY IN THE DISTRICTS RIVERS AND LAKES
16			WATER CONSUMPTION PER HOUSEHOLD CONNECTION ON COUNCIL DRINKING WATER SCHEMES
17			RATIO OF OPEN SPACE
18			AMOUNT OF REUSABLE /RECYCLABLE MATERIAL DIVERTED FROM THE WASTE STREAM
19			RESIDENT SATISFACTION WITH KERBSIDE RECYCLING AND RUBBISH COLLECTION SERVICES PROVIDED BY COUNCIL
20			RESIDENT SATISFACTION THAT CURRENT ENVIRONMENTAL PROTECTION WILL PRESERVE AND SUSTAIN THE DISTRICT FOR FUTURE GENERATIONS
21	IDENTITY & HERITAGE	A COMMUNITY WITH A STRONG SENSE OF IDENTITY AND HERITAGE WHICH WELCOMES NEW RESIDENTS AND ENCOURAGES DIVERSITY	RESIDENTS SATISFACTION WITH COMMUNITY SPIRIT WITHIN ASHBURTON DISTRICT
22			PERCENTAGE OF MAORI SPEAKERS IN THE DISTRICT
23			SATISFACTION WITH PRESERVATION OF HERITAGE FEATURES
24			PROPORTION OF POPULATION PARTICIPATING IN VOLUNTARY WORK

Table 9: Community Outcomes and Measures from Ashburton District Council 2009			
S.NO	OUTCOMES	COMMUNITY STATEMENTS	MEASURES
25	EDUCATION	A COMMUNITY WITH ACCESS TO QUALITY EDUCATION AND LIFE LONG LEARNING	RESIDENT PERCEPTIONS OF DIVERSITY
26			RESIDENT PERCEPTIONS OF THE LEVEL OF SUPPORT GIVEN TO NEW RESIDENTS AND MIGRANTS
27			NEW SCHOOL ENTRANT PARTICIPATION IN EARLY CHILDHOOD EDUCATION (ECE)
28			RETENTION RATES OF STUDENTS AT SCHOOL TO AGE YEARS
29			YOUTH WHO ARE NOT ENGAGED IN EMPLOYMENT, EDUCATION OR TRAINING (NEET)
30			SUSPENSION AND EXCLUSION RATES
31			HIGHEST QUALIFICATION GAINED
32			STUDENTS LEAVING SCHOOL WITH NCEA LEVEL 2 AND HIGHER
33			RESIDENT SATISFACTION WITH EDUCATION SERVICES IN THE DISTRICT
34	HEALTH AND WELL-BEING	HEALTHY ACTIVE PEOPLE ENJOYING A GOOD QUALITY OF LIFE IN A CARING AND SAFE ENVIRONMENT	NEW ZEALAND DEPRIVATION INDEX (SOCIAL DEPRIVATION INDEX)
35			PROPORTION AND DISTRIBUTION OF ALL MEANS TESTED BENEFITS BEING RECEIVED
36			RENT TO INCOME RATIO
37			SMOKING RATES
38			FREQUENCY OF PHYSICAL ACTIVITY
39			SATISFACTION WITH LOCAL HEALTH SERVICES
40			SATISFACTION WITH ACCESS TO HEALTH SERVICES
41			RECORDED CRIME OFFENCES AND APPREHENSIONS IN THE MID-SOUTH CANTERBURY POLICE DISTRICT
42			SATISFACTION WITH COMMUNITY SAFETY
43			ROAD CRASH INJURY AND FATALITY RATES FOR ASHBURTON DISTRICT
44			WORKPLACE ACCIDENT AND INJURY RATES
45	RECREATION	A COMMUNITY WITH ACCESS TO A VARIETY OF CULTURAL RECREATIONAL AND HERITAGE EXPERIENCES AND FACILITIES THAT ENHANCE OUR QUALITY OF LIFE	USE OF THE DISTRICT LIBRARY
46			PATRONAGE OF THE ART GALLERY
47			PATRONAGE OF THE MUSEUM
48			SATISFACTION WITH COUNCILS INVOLVEMENT WITH ART GALLERY AND MUSEUM
49			USE OF THE COMMUNITY POOL
50			USE OF COUNCIL PROVIDED SPORT AND RECREATION FACILITIES
51			SATISFACTION WITH COUNCIL PROVIDED SPORT AND RECREATION FACILITIES

Table 9: Community Outcomes and Measures from Ashburton District Council 2009			
S.NO	OUTCOMES	COMMUNITY STATEMENTS	MEASURES
52			SATISFACTION WITH COUNCILS ROLE IN COMMUNITY EVENTS
53	DEMOCRACY	A COMMUNITY THAT CONTRIBUTES TO IMPROVING OUR QUALITY OF LIFE THROUGH DEMOCRATIC PARTICIPATION	VOTER TURNOUT IN LOCAL AND CENTRAL GOVERNMENT ELECTIONS
54			SATISFACTION WITH THE WAY COUNCIL INVOLVES THE PUBLIC IN THE DECISIONS IT MAKES
55			SATISFACTION WITH THE AVAILABILITY OF COUNCIL INFORMATION
56			SATISFACTION WITH THE PERFORMANCE OF THE MAYOR AND COUNCILLORS
57			SATISFACTION WITH CONTACT WITH COUNCIL STAFF
58			SATISFACTION WITH COUNCILS ADVOCACY ROLE FOR THE DISTRICT"

Figure 19: ADC Community Outcomes and Strategic Planning



Table 10: Community Outcomes and Strategic Objectives from Ashburton District Council 2009	
Outcome	Strategic Objectives
"Outcome 1 (Economy): A thriving and diverse local economy that provides the	<ul style="list-style-type: none"> Our community has access to quality infrastructure (roading, water, footpaths, wastewater and storm water) that is efficient and reliable. (Priority Objective)

Table 10: Community Outcomes and Strategic Objectives from Ashburton District Council 2009

Outcome	Strategic Objectives
foundation for a quality lifestyle	<ul style="list-style-type: none"> ▪ We recognise the importance of access to sustainable water sources for our economy and work together to make a water storage facility a reality. (Priority Objective) ▪ Ashburton District has a growing population enjoying a high quality of life. ▪ We have a prosperous and diverse local economy, and a skilled workforce.
Outcome 2 (Environment): Natural and developed environments are sustained for the enjoyment of current and future generations	<ul style="list-style-type: none"> ▪ Water, land and air are managed sustainably. (Priority Objective) ▪ Our towns and rural areas are developed in ways that respect the local environment and meet the needs of the community. (Priority Objective) ▪ Our community understands the need to protect our natural environment and acts to do so.
Outcome 3 (Identity & Heritage): A community with a strong sense of identity and heritage, which welcomes new residents and encourages diversity	<ul style="list-style-type: none"> ▪ Our district has a strong sense of identity and people who participate in community life. (Priority Objective) ▪ Ashburton District is a community that attracts and retains new residents. ▪ We have a community that values and encourages diversity. ▪ Our community recognises and preserves the cultural and social heritage of our district.
Outcome 4 (Education): A community with access to quality education and life long learning	<ul style="list-style-type: none"> ▪ Employers and education providers work together to develop training programmes that meet the needs of the local economy. (Priority Objective) ▪ People of all ages have access to opportunities to develop their skills and enrich their knowledge.

Table 10: Community Outcomes and Strategic Objectives from Ashburton District Council 2009

Outcome	Strategic Objectives
	<ul style="list-style-type: none"> ▪ Education providers have the resources they require to meet community needs.
Outcome 5 (Health & Well-being): Healthy, active people enjoying a good quality of life in a caring and safe community	<ul style="list-style-type: none"> ▪ We have healthy, active people with good access to health services. (Priority Objective) ▪ A range of agencies work together to create a safe environment. ▪ Good systems are in place to plan for, and respond, to emergencies. ▪ Young people are supported to lead healthy and safe lives and are active participants in community life. ▪ We have a caring community that supports the elderly and helps others in need.
Outcome 6 (Recreation): A community with access to a variety of cultural, recreational and heritage experiences and facilities that enrich our quality of life	<ul style="list-style-type: none"> ▪ Cultural, recreational and heritage facilities are maintained and developed to meet community needs. (Priority Objective) ▪ Cultural, recreational and heritage experiences and facilities are accessible to the community and actively used.
Outcome 7 (Democracy): A community that contributes to improving our quality of life through democratic participation	<ul style="list-style-type: none"> ▪ Advocacy by community leaders for identified local concerns and issues at a local, regional and national level. (Priority Objective) ▪ The community is provided with opportunities to participate in local decision-making. ▪ There is active participation in elections and consultation processes."

For the Long Term Plan 2018-28, ADC adopted a unique approach to consult with its community. They utilised the Delphi Study approach in which three rounds of survey were conducted with the community in order to identify the priorities which the community cared about (ADC, 2018a). The consultation process project was named 'Our Place' and was conducted over a span of six months. This round of LTP was on the basis of the amendments in LGA 2002 in which the community well-beings were repealed. Despite that the Council came up with four community outcomes. These community outcomes were different from the ones used in LTP 2009-19. The four community outcomes were (ADC, 2018):

- "Residents are included and have a voice
- A district of great spaces and places
- A balanced and sustainable environment
- A prosperous economy based on innovation and opportunity"

Apart from these community outcomes, Council has its own four strategic priorities which helps in achieving these outcomes. The 'Our Place'²⁸ consultation project helped in identifying eight ideas which the community wanted the Council to focus on over the next ten years. There was tremendous response from the community on the survey. In total ADC received over 2,300 responses from all over the district. In the first round ADC received 660 responses, in the second round there were 863, and in the final (third) round there were 801 responses. The Delphi study enables staff to identify a manageable number of options from a vast range of possibilities. The unique thing which ADC did was to ask open-ended questions in the first round in which the community could give any three ideas which they think are important. Then in the second round they were asked to rank a more refined set of ideas which were developed in the first round. And finally, in the third round, the community was asked to rank the selected ideas from the second round. All of these rankings were based on the number of submissions (or the majority). The top eight ideas which were finalised from the third round were (ADC, 2018):

- "Roading (including sealed and unsealed road maintenance)
- Community safety (including street lighting, road safety, security patrols)

²⁸ <https://www.itsourplace.com/>

- Environment (including freshwater management and banning plastic bags)
- Town centre development (specifically the Ashburton CBD)
- Second bridge development in Ashburton
- Business development (including retail shops, restaurants and industry)
- EA Networks Centre development (including hydro slides, pool/stadium growth, sports fields development)
- New entertainment centres.”

These eight priorities, along with the community outcomes and Council strategic priorities helped in forming the focus of major projects for the LTP 2018-28. The five major projects were (ADC, 2018):

- Our Roding Network
- Our Transportation Upgrades – Second Urban Bridge
- Our Water – Future Planning
- Our Recreation – EA Networks Centre Development
- Our Economy – Economic Development Strategy.

As this LTP was developed under the amended LGA 2002, the Council had a focus on Council activities. There were a range of Council services and activities, and all of them are connected with the community outcomes, Council strategic priorities and community priorities. Progress reporting was done on the basis of level of services and the targets set for achievement. These were monitored through performance measures²⁹. And the data for these performance measures are all coming from internal sources, which comprise annual resident surveys and Councils’ own data³⁰. These datasets are mostly on the output side rather than outcome side. And that is the main difference which we can see between the LTP 2009-19 and LTP 2018-28. Reporting on the external data is missing in the latter LTP whereas it was a significant part of the former LTP. We are hoping that with the reintroduction of community well-being in LGA 2002 this data gap will be addressed by the Council in the LTP 2021-31 and subsequently.

²⁹ The level of services and performance measures are the reflection of the Council’s intention on service delivery and the performance to its community.

³⁰ CRM or asset management data.

The community consultation project 'Our Place' won a "highly commended citation in The Giblin Group Award for Innovation in Council Community Relations at the [2018] SOLGM Excellence Awards" (SOLGM, 2018b). It was due to the fact that the survey had a more open engagement style and relied on the community to suggest the ideas and rank them as well. The other important thing to note in here is that it was a pre-engagement consultation project which aimed to get some consensus from the community and give a direction for setting the LTP 2018-28. Rather than consulting with the community after writing the LTP, this project aimed to get the community involved beforehand. Keeping the same strategy, ADC have opened the Our Place project and conducted a survey from the community in the last quarter of 2020. They referred back to the priorities set back in 2018, and explored if the community wanted to change them, and if so, what would that be. The results of the survey will be shared in the new year and will drive the direction for LTP 2021-31.

In this case study we learned that how Ashburton District Council engaged with its community to identify the needs and priorities of the community. These identified points were translated into community outcomes and measures. Along with it, the Council have developed its strategic vision and aligned the community outcomes accordingly so that the Council service delivery could all go hand in hand with the expectations of the community. Utilisation of different external and internal datasets was a big deal back in 2009, whereas now it is focusing more on the internally collected data and to some extent external demographic and economic datasets, though this might change again in near future.

Chapter 8: Conclusion and Further Research Directions

In this last chapter of thesis, we will be discussing what we have learned from the previous chapters and list down the possible future research directions. The initial chapters highlighted the continuous changes in the Local Government Act, reflecting evolving government objectives. These continuous changes disrupt the processes in place for the local government. The long-term plan is a substantive piece of work which the Councils undertake every three years. At the same time, it is a plan which contain ten-year forward-looking objectives. Some minor changes due to different circumstances are somewhat easy to handle but to incorporate any major change, especially at a legislative level, is quite challenging for the Councils.

In the case of community well-being, we saw that Councils had written their initial two³¹ long term plans with a view to improving community well-beings, whereas the next three³² long term plans were focused on Council group of activities and level of services. The next upcoming long term plan in 2021 is going to be based again on community well-being. There was a bit of uncertainty about what would happen in case of change of government in the 2020 national election. Any kind of major change from central government impacts on the Council's delivery timetable and puts extra pressure on the Council staff members. It will be a lot better to see some concrete and stable directions from the central government around the utilisation of community well-beings in the local government sector; especially when the current government has a very strong emphasis on well-beings across the board. These uncertainties have a real impact. As we highlighted in chapter four, covering the Audit New Zealand findings that it took a little bit of time for the Councils to get their head around the linkages between the community outcomes and the Council activities. These learning curves have some resources tied to them which is ultimately paid by the ratepayers.

Community well-being is a powerful concept and the planning exercises around it takes significant Council resources. There is no out of the box solution because each place is

³¹ Year 2006 and 2009. Known as Long Term Council Community Plans (LTCCP)

³² Year 2012, 2015 and 2018

different from the other and engaging with local community takes time and efforts. The thing that we highlighted in chapter five during our analysis of measures common across the Councils, is the lack of a standardised format for developing this whole framework. Community outcomes, their statements, indicators, and measures can be different according to the local community. Even the targets set for Council level of services can be different to the other Councils because it depends on the resources, capacity, and capabilities which the Councils have. But one thing which can be done is to standardise the mechanism of incorporating community well-being into Council activities to a certain level, so that it would be easier to monitor and compare progress across the Councils. In the new reformed LGA 2002, there was very detailed guidance on how to implement the wellbeing framework, whereas in this new amended Act of 2019 there is a very light touch on the implementation side. So a somewhat middle ground will be helpful to the Councils. It will also remove the hesitancy from the Councils regarding what to add and what not to when they are incorporating community well-being. This same point is also evident from our analysis that shows how many councils have reported on the community well-beings i.e., community outcomes, outcome statements, indicators, measures, targets and data sources. A standardised format from Department of Internal Affairs (DIA) will go a long way towards sorting these weaknesses out. We also know that some organisations within the sector (e.g., New Zealand Society of Local Government Managers (SOLGM) are providing resources and guidance in this regard, which is quite helpful and also acknowledged as such by the Councils.

In the chapter six on comparisons between Community Well-being Measures, Living Standard Framework (LSF), and Indicators Aotearoa New Zealand (IANZ) we saw that there was a significant alignment between the three. Thus, it can be said that there is a very strong possibility of developing a set of measures which could tell the story of well-being from the most granular level to the national level, and even compare it internationally where possible. At the same time, this would help in identifying major data gaps. In this alignment of three sets of measures, the important point is the availability of datasets at the most granular level. From our readings of the long-term plans, any dataset available on territorial authority level is good enough, but if it is available on a slightly more granular level that will be really helpful. The next level of granularity is statistical area 2 (SA2) which was previously known as area units (AU). Availability of datasets at SA2 level will not only help the Councils but also the local

community groups, charities, trusts, boards and agencies who work closely with the Councils in delivering the desired community outcomes.

We identified a major data gap on the outcomes front. Currently, Statistics New Zealand conducts its General Social Survey (GSS) every second year, which comprises outcomes-related measures. But this survey is conducted at regional level and is of little use for the territorial authorities or local government. A similar survey is conducted by a group of Councils, mainly City Councils, known as Quality of Life Survey³³, and is conducted by a private research company, basically outsourced by participating Councils. This survey is quite useful as this specific group of Councils can have some more in-depth data on their communities' well-being. Nevertheless, it is only available for the larger Councils; district level Councils are left out. There can be a possibility of tackling this situation by widening the scope of Stats NZ GSS survey to include the territorial authority level of data. A second option could be to develop a standardised outcomes-based survey and conduct it through the private research firm or through Councils own resources. At the moment, all of the Councils do conduct an Annual Resident Survey in which they mostly ask outputs-based questions which are around Councils' activities and levels of service.

One of the limitations of this study is that we have not provided a final list of specific measures. Rather we have provided a list of broad groups of measures. These broad measures can be broken down by Councils into more detailed/granular measures. The reason for not providing this level of detail in the current study is because, although the individual measures have a similar theme they were nevertheless slightly different to each other. This slight difference meant a lot when seen in the context of the city or district. By way of examples, here are couple of measures from different Councils around crime/safety theme:

- Community safety is supported and improved
- Safe community: retain our safe community
- How safe do you feel in your community?
- Perceptions of Rotorua as a safe place
- Perceptions of personal safety

³³ <http://qualityoflifeproject.govt.nz/>

The above example although have the same theme or grouping but they are slightly different. It depends on the community itself what kind of measure they want to develop and keep track of. The suggestion from our side is that all of the Councils should have a core set of measures which are common across them and offer the potential to connect with the national well-being frameworks (e.g., Living Standard Framework (LSF) and Indicators Aotearoa New Zealand (IANZ)). At the same time Councils can have a special set of distinct measures which specifically track the well-being progress for their individual communities as they deem. In this approach, we have the flexibility of connecting the Councils to the national level, while also providing data on the well-beings that are very specific to individual Councils. This type of connectivity will also ensure that underpinning there is a degree of alignment between local, regional and national well-being priorities and measures; although a separate piece of work is required to investigate this alignment.

We have provided a full list of measures in the Appendix A, B, C and D. We have also created a set of dashboards and hosted it in Tableau Public. There are eight dashboards hosted online. They are fully interactive with different filtering options. The dashboards can be viewed from: <https://public.tableau.com/profile/data.n.dashboards#!/vizhome/CommunityWell-beings/DataOverview>

There are a couple of suggestions for further research directions. First, to create a specific list of common measures from the current 4,337 measures. We think that a common list of around 300 measures will be workable, because there will be some measures which could take on the role of core measures. This exercise should be complemented with compilation of the metadata (i.e., identifying the level of granularity of each dataset), the sources from where it can be gained, any alternate data, and the frequency with which it is released from the source.

The other major further research direction will be to connect these community well-beings with the Council decision-making process. With the limited resources which Councils have access to, it becomes paramount to make sound decisions so that the Council could keep its focus and prioritise the projects. In this regard, the decision-making process goes hand in

hand with the budgetary aspects of the Council. So, developing an overall framework which would encompass the community well-beings, the Council budget and the decision-making process will be really helpful for the local government sector.

As for identifying and defining the well-being priorities there is a need to further investigate the relative roles of citizens, council staff members and local politicians. Which would also look into the possible correlation with how priorities are defined and measured.

Finally, we would like to comment that the utilisation of community well-being in the local government sector and its support from the central government is a unique step taken by New Zealand. It is quite rare to see these kinds of processes when compared to other countries across the world. We hope that the effort put into this work is maintained, bringing ongoing benefits to the people of New Zealand, while also providing an exemplary case for other countries to follow.

References

Archive.org. 2020. *Internet Archive: Wayback Machine*. [online] Available at:

<https://archive.org/web> [Accessed 6 December 2020].

Ashburton District Council, 2009. *Long Term Council Community Plan 2009-2019*. Ashburton District Council.

Ashburton District Council, 2009a. *State of the Community Report*. Ashburton District Council.

Ashburton District Council, 2018. *Long Term Plan 2018-28*. Ashburton District Council.

Viewed on 01 December 2020 at <https://www.ashburtondc.govt.nz/our-council/plans-and-strategies/Pages/long-term-plan.aspx>

Ashburton District Council. (2018a, April 19). 'Our Place' campaign takes out Local Government Excellence award. *District Diary*, 3.

<https://www.ashburtondc.govt.nz/SiteCollectionDocuments/News/District%20Diary/Issue%20121%20April%202018.pdf>

Audit New Zealand, 2020. *Long-Term Plans And Consultation Documents*. Wellington: Audit New Zealand.

Carter, H. C. (2002, December 18). *Local Government Bill: Second Reading*

Speech [Parliament]. https://www.dia.govt.nz/diawebsite.nsf/wpg_URL/Legislative-Reviews-Local-Government-Act-Review-Local-Government-Bill-Second-Reading-Speech?OpenDocument

Central Hawke's Bay District Council, 2009. *Long Term Council Community Plan 2009-2019*. Central Hawke's Bay District Council.

Department of Internal Affairs, 2001. *Reviewing The Local Government Act 1974. Have Your Say*. Consultation Document. Wellington, New Zealand.

Department of Internal Affairs, 2001b. *Review Of The Local Government Act 1974: Synopsis Of Submissions*. Wellington, New Zealand.

Department of Internal Affairs. (2012). *Better Local Government Fact Sheet: Refocus the purpose of local government*. DIA. Viewed on 10 October 2020 at <https://www.dia.govt.nz/Fact-sheets-for-2012-Act>

Department of Internal Affairs. (2013). *Better Local Government Decisions Document: Decisions about the content of a Local Government Act 2002 Amendment Bill*. Viewed on 10 October 2020 at <https://www.dia.govt.nz/Fact-sheets-for-2012-Act>

Department of Internal Affairs. (2018). *Regulatory Impact Summary: Local Government (Community Well-being) Amendment Bill*.

Department of the Prime Minister and Cabinet, 2019. *Guide For Central Government Engagement With Local Government*. Wellington: Department of the Prime Minister and Cabinet. Viewed on 15 September 2020 at https://dpmc.govt.nz/sites/default/files/2019-06/Engagement%20guidance%20final%2020.6_1.pdf

DIA, LGNZ and SOLGM, 2003. *The Know How Guide To Decision Making: Under The Local Government Act 2002*.

Far North District Council (2018). *Long Term Plan 2018-28: Te Pae Tawhiti*.

Grey District Council, 2009. *Long Term Council Community Plan 2009-2019*. Grey District Council.

Hamilton City Council, 2009. *Long Term Council Community Plan 2009-2019*. Hamilton City Council.

Hide, R. (2010). *Decisions for better transparency, accountability and financial management of local government*. Retrieved from

[https://www.dia.govt.nz/diawebsite.nsf/Files/LGTAFMDecisionsdocumentNov2010/\\$file/LGTAFMDecisionsdocumentNov2010.pdf](https://www.dia.govt.nz/diawebsite.nsf/Files/LGTAFMDecisionsdocumentNov2010/$file/LGTAFMDecisionsdocumentNov2010.pdf)

Hide, R. (2010a). Local Government Act 2002 Amendment Bill — First Reading - New Zealand Parliament. Retrieved 10 October 2020, from

https://www.parliament.nz/en/pb/hansard-debates/rhr/document/49HansD_20100504_00000914/local-government-act-2002-amendment-bill-first-reading

Karacaoglu, G. and Reid, C., 2019. Addressing equity in intergenerational well-being: Valuing community perspectives. *Deloitte: State of the State*, [online] (Article 2). Available at:

<https://www2.deloitte.com/nz/en/pages/public-sector/articles/addressing-equity-in-intergenerational-well-being.html> [Accessed 15 September 2020].

Lee, S., (2001) First Reading Speech of the Local Government Amendment Bill, Hansard, Wellington.

Local Government (Community Well-being) Amendment Act 2019 (2019).

Local Government (Community Well-being) Amendment Bill, BILL_77941 (2018).

Local Government (Community Well-being) Amendment Bill: Explanatory Bill (2018).

Local Government Act 2002 Amendment Act 2010 (2010).

Local Government Act 2002, as at 01 August 2020.

Local Government Act 2002, as at 03 September 2007.

Local Government Act, (1974).

Lower Hutt City Council, 2009. *Long Term Council Community Plan*. Lower Hutt City Council.

Mahuta, N. (2018). Local Government (Community Well-being) Amendment Bill — First Reading. *New Zealand Parliamentary Debates*. Retrieved December 17, 2018, from https://www.parliament.nz/en/pb/hansard-debates/rhr/combined/HansDeb_20180411_20180411_44

Manawatu District Council, 2009. *Long Term Council Community Plan*. Manawatu District Council.

Masterton District Council, 2009. *Shaping Our Future: Masterton District Community Outcomes (Volume One)*. Masterton District Council.

Ministry of Business, Innovation & Employment, 2020. “Modelled Territorial Authority GDP 2020 Release.” *Ministry of Business, Innovation and Employment*, 30 June 2020, www.mbie.govt.nz/business-and-employment/economic-development/regional-economic-development/modelled-territorial-authority-gross-domestic-product/modelled-territorial-authority-gdp-2020-release/ . Accessed 1 Dec. 2020.

Ministry of Business, Innovation & Employment, 2020a. *Regional Economic Activity Tools*, www.mbie.govt.nz/business-and-employment/economic-development/regional-economic-development/activity-tools/ . Accessed 1 Dec. 2020.

Mukhtar, M.M., 2020. *Community Well-beings in Long Term Plans 2009*. [online] Tableau Public. Available at: <https://public.tableau.com/profile/data.n.dashboards#!/vizhome/CommunityWell-beings/DataOverview> [Accessed 7 December 2020].

New Zealand Government, 2001. *Local Government Bill: Explanatory Note*. Wellington.

New Zealand Labour Party, (1999) Local Government Election Manifesto, New Zealand Labour Party, Wellington.

New Zealand Parliament. (2018). Local Government (Community Well-being) Amendment Bill - First Reading. New Zealand Parliament.

New Zealand Parliament. (2018a). *Local Government (Community Well-being) Amendment Bill - Second Reading*. New Zealand Parliament. Retrieved October 10, 2020, from https://www.parliament.nz/en/pb/hansard-debates/rhr/combined/HansDeb_20190409_20190409_28

New Zealand Society of Local Government Managers, (2019). *The Community Well-Being Service*.

New Zealand Society of Local Government Managers, 2020. *Your Side of The Deal 2021: Performance Management in The Long Term Plan*. Wellington: SOLGM.

Office of the Auditor-General New Zealand, 2007. *Matters Arising From The 2006-16 Long-Term Council Community Plans*. Wellington: Office of the Auditor-General New Zealand.

Office of the Auditor-General New Zealand, 2010. *Matters Arising From The 2009-19 Long-Term Council Community Plans*. Wellington: Office of the Auditor-General New Zealand.

Office of the Auditor-General New Zealand, 2019. *Matters Arising From The 2018-28 Long-Term Council Community Plans*. Wellington: Office of the Auditor-General New Zealand.

Queenstown-Lake District Council (2018). *Ten Year Plan 2018-2028: He Mahere Kahurutaka 2018-2028*.

Rangitikei District Council, 2009. *Long Term Council Community Plan*. Rangitikei District Council.

Reid, M., 2010. Strengthening Local Government And Community Governance In New Zealand. Ph.D. Victoria University of Wellington.

Residential House Values. (2020). Property Value.

<https://www.propertyvalue.co.nz/property-trends/residential-house-values>

Richardson, M. (1999) Community Governance: Resource Kit, viewed on 14 Sep 2020 at <http://www.gdrc.org/u-gov/ResourceKit.pdf>

Sheard, C. and McDonald, K., 2013. Tightening Local Government's Belt: Will the New LGA Purpose Statement Achieve the Government's Objectives?. *Resource Management Journal*, (April), pp.6-10.

SOLGM. (2018b, November). *Communication and Engagement Forum*. New Zealand Society of Local Government Managers.

https://www.solgm.org.nz/Event?Action=View&Event_id=494

Statistics New Zealand, 2020. "Indicators Aotearoa New Zealand.", Statistics New Zealand, www.wellbeingindicators.stats.govt.nz. Accessed 1 Dec. 2020.

Stewart, J., & Clarke M. (1996) Developments in Local Government, Institute of Local Government Studies Discussion Paper, University of Birmingham, Birmingham.

Tableau, 2020. "Find Clusters in Data." *Tableau.com*, Tableau, help.tableau.com/v2020.3/pro/desktop/en-gb/clustering.htm . Accessed 1 Dec. 2020.

Tauranga City Council, 2009. *Long Term Council Community Plan 2009-2019*. Tauranga City Council.

The Treasury, 2019. "Measuring Wellbeing: The LSF Dashboard." The Treasury New Zealand, Dec. 2019, www.treasury.govt.nz/information-and-services/nz-economy/higher-living-standards/measuring-wellbeing-lsf-dashboard . Accessed 1 Dec. 2020.

Treasury, The. Living Standards Framework: Background and Future Work. The Treasury, Dec. 2018.

Walters, L. (2018, February 01). NZ Government to lead world in measuring success with well-being measures. Retrieved December 17, 2018, from <https://www.stuff.co.nz/national/politics/101066981/nz-government-to-lead-world-in-measuring-success-with-well-being-measures>

Appendix A: List of Community Well-beings Outcomes and Measures by Councils

S.NO.	COUNCIL	OUTCOME	MEASURES	MEASURES BROAD GROUP	WELL-BEINGS
1	ASHBURTON DISTRICT COUNCIL	ECONOMY	ASHBURTON DISTRICT POPULATION GROWTH	POPULATION/ETHNICITY/DEMOGRAPHICS	DEMOGRAPHICS
2	ASHBURTON DISTRICT COUNCIL	ECONOMY	PROPORTION OF WORKING AGED POPULATION UNDERTAKING INDUSTRY TRAINING OR MODERN APPRENTICESHIPS IN THE DISTRICT	APPRENTICESHIPS FOR YOUNG PEOPLE	ECONOMIC WELL-BEING
3	ASHBURTON DISTRICT COUNCIL	ECONOMY	MEDIAN ANNUAL PERSONAL INCOME	INCOME	ECONOMIC WELL-BEING
4	ASHBURTON DISTRICT COUNCIL	ECONOMY	MEDIAN ANNUAL HOUSEHOLD INCOME	INCOME	ECONOMIC WELL-BEING
5	ASHBURTON DISTRICT COUNCIL	ECONOMY	WORKFORCE PARTICIPATION RATE	LEVEL OF EMPLOYMENT AND BUSINESSES	ECONOMIC WELL-BEING
6	ASHBURTON DISTRICT COUNCIL	ECONOMY	HOME OWNERSHIP RATE	HOME OWNERSHIP	DEMOGRAPHICS
7	ASHBURTON DISTRICT COUNCIL	ECONOMY	RESIDENT SATISFACTION WITH THE QUALITY OF COUNCIL-PROVIDED INFRASTRUCTURE	DECISION MAKING/CONSULTATION	SOCIAL WELL-BEING
8	ASHBURTON DISTRICT COUNCIL	ECONOMY	RESIDENT ACCESS TO INTERNET SERVICES	PHONE/MOBILE/INTERNET	ECONOMIC WELL-BEING
9	ASHBURTON DISTRICT COUNCIL	ECONOMY	ANNUAL VALUE, TYPE AND NUMBER OF BUILDING CONSENTS ISSUED	PLANNING/BUILDING CONSENTS	ECONOMIC WELL-BEING
10	ASHBURTON DISTRICT COUNCIL	ECONOMY	RESIDENT SATISFACTION WITH COUNCILS ROLE IN THE MANAGEMENT OF THE DISTRICTS WATER RESOURCES	RIVER, LAKES, COASTAL AND GROUNDWATER	ENVIRONMENTAL WELL-BEING
11	ASHBURTON DISTRICT COUNCIL	ECONOMY	TOURISM GUEST NIGHT NUMBERS	TOURISM	ECONOMIC WELL-BEING
12	ASHBURTON DISTRICT COUNCIL	ECONOMY	RESIDENTS SATISFACTION WITH THEIR QUALITY OF LIFE IN THE DISTRICT	QUALITY OF LIFE	SOCIAL WELL-BEING
13	ASHBURTON DISTRICT COUNCIL	ENVIRONMENT	AIR QUALITY - PM10 LEVELS IN ASHBURTON	AIR QUALITY	ENVIRONMENTAL WELL-BEING
14	ASHBURTON DISTRICT COUNCIL	ENVIRONMENT	GROUNDWATER NITRATE LEVELS IN MONITORED DRINKING WATER WELLS	DRINKING WATER	ENVIRONMENTAL WELL-BEING
15	ASHBURTON DISTRICT COUNCIL	ENVIRONMENT	SWIMMING WATER QUALITY IN THE DISTRICTS RIVERS AND LAKES	RIVER, LAKES, COASTAL AND GROUNDWATER	ENVIRONMENTAL WELL-BEING
16	ASHBURTON DISTRICT COUNCIL	ENVIRONMENT	WATER CONSUMPTION PER HOUSEHOLD CONNECTION ON COUNCIL DRINKING WATER SCHEMES	DRINKING WATER	ENVIRONMENTAL WELL-BEING
17	ASHBURTON DISTRICT COUNCIL	ENVIRONMENT	RATIO OF OPEN SPACE	PARKS/RESERVES/OPEN SPACES	ENVIRONMENTAL WELL-BEING
18	ASHBURTON DISTRICT COUNCIL	ENVIRONMENT	AMOUNT OF REUSABLE /RECYCLABLE MATERIAL DIVERTED FROM THE WASTE STREAM	RECYCLING/GREEN WASTE	ENVIRONMENTAL WELL-BEING
19	ASHBURTON DISTRICT COUNCIL	ENVIRONMENT	RESIDENT SATISFACTION WITH KERBSIDE RECYCLING AND RUBBISH COLLECTION SERVICES PROVIDED BY COUNCIL	RECYCLING/GREEN WASTE	ENVIRONMENTAL WELL-BEING
20	ASHBURTON DISTRICT COUNCIL	ENVIRONMENT	RESIDENT SATISFACTION THAT CURRENT ENVIRONMENTAL PROTECTION WILL PRESERVE AND SUSTAIN THE DISTRICT FOR FUTURE GENERATIONS	ENVIRONMENT/ENVIRONMENTAL ATTITUDES	ENVIRONMENTAL WELL-BEING
21	ASHBURTON DISTRICT COUNCIL	IDENTITY & HERITAGE	RESIDENTS SATISFACTION WITH COMMUNITY SPIRIT WITHIN ASHBURTON DISTRICT	SOCIAL CONNECTION	SOCIAL WELL-BEING
22	ASHBURTON DISTRICT COUNCIL	IDENTITY & HERITAGE	PERCENTAGE OF MAORI SPEAKERS IN THE DISTRICT	POPULATION/ETHNICITY/DEMOGRAPHICS	DEMOGRAPHICS
23	ASHBURTON DISTRICT COUNCIL	IDENTITY & HERITAGE	SATISFACTION WITH PRESERVATION OF HERITAGE FEATURES	HERITAGE/HISTORIC	CULTURAL WELL-BEING

Appendix A: List of Community Well-beings Outcomes and Measures by Councils

S.NO.	COUNCIL	OUTCOME	MEASURES	MEASURES BROAD GROUP	WELL-BEINGS
24	ASHBURTON DISTRICT COUNCIL	IDENTITY & HERITAGE	PROPORTION OF POPULATION PARTICIPATING IN VOLUNTARY WORK	VOLUNTEER/UNPAID WORK	SOCIAL WELL-BEING
25	ASHBURTON DISTRICT COUNCIL	IDENTITY & HERITAGE	RESIDENT PERCEPTIONS OF DIVERSITY	ARTS/CULTURE/MUSEUM/EVENTS	CULTURAL WELL-BEING
26	ASHBURTON DISTRICT COUNCIL	IDENTITY & HERITAGE	RESIDENT PERCEPTIONS OF THE LEVEL OF SUPPORT GIVEN TO NEW RESIDENTS AND MIGRANTS	SOCIAL CONNECTION	SOCIAL WELL-BEING
27	ASHBURTON DISTRICT COUNCIL	EDUCATION	NEW SCHOOL ENTRANT PARTICIPATION IN EARLY CHILDHOOD EDUCATION (ECE)	EARLY CHILDHOOD EDUCATION	SOCIAL WELL-BEING
28	ASHBURTON DISTRICT COUNCIL	EDUCATION	RETENTION RATES OF STUDENTS AT SCHOOL TO AGE YEARS	QUALIFICATION/SCHOOL	SOCIAL WELL-BEING
29	ASHBURTON DISTRICT COUNCIL	EDUCATION	YOUTH WHO ARE NOT ENGAGED IN EMPLOYMENT, EDUCATION OR TRAINING (NEET)	NEET: NOT IN EMPLOYMENT, EDUCATION OR TRAINING	ECONOMIC WELL-BEING
30	ASHBURTON DISTRICT COUNCIL	EDUCATION	SUSPENSION AND EXCLUSION RATES	QUALIFICATION/SCHOOL	SOCIAL WELL-BEING
31	ASHBURTON DISTRICT COUNCIL	EDUCATION	HIGHEST QUALIFICATION GAINED	QUALIFICATION/SCHOOL	SOCIAL WELL-BEING
32	ASHBURTON DISTRICT COUNCIL	EDUCATION	STUDENTS LEAVING SCHOOL WITH NCEA LEVEL 2 AND HIGHER	QUALIFICATION/SCHOOL	SOCIAL WELL-BEING
33	ASHBURTON DISTRICT COUNCIL	EDUCATION	RESIDENT SATISFACTION WITH EDUCATION SERVICES IN THE DISTRICT	QUALIFICATION/SCHOOL	SOCIAL WELL-BEING
34	ASHBURTON DISTRICT COUNCIL	HEALTH AND WELL-BEING	NEW ZEALAND DEPRIVATION INDEX (SOCIAL DEPRIVATION INDEX)	DEPRIVATION INDEX	SOCIAL WELL-BEING
35	ASHBURTON DISTRICT COUNCIL	HEALTH AND WELL-BEING	PROPORTION AND DISTRIBUTION OF ALL MEANS TESTED BENEFITS BEING RECEIVED	INCOME	ECONOMIC WELL-BEING
36	ASHBURTON DISTRICT COUNCIL	HEALTH AND WELL-BEING	RENT TO INCOME RATIO	INCOME	ECONOMIC WELL-BEING
37	ASHBURTON DISTRICT COUNCIL	HEALTH AND WELL-BEING	SMOKING RATES FREQUENCY OF PHYSICAL ACTIVITY	HEALTH/HEALTH SERVICES	SOCIAL WELL-BEING
38	ASHBURTON DISTRICT COUNCIL	HEALTH AND WELL-BEING	SATISFACTION WITH LOCAL HEALTH SERVICES	HEALTH/HEALTH SERVICES	SOCIAL WELL-BEING
39	ASHBURTON DISTRICT COUNCIL	HEALTH AND WELL-BEING	SATISFACTION WITH ACCESS TO HEALTH SERVICES	HEALTH/HEALTH SERVICES	SOCIAL WELL-BEING
40	ASHBURTON DISTRICT COUNCIL	HEALTH AND WELL-BEING	RECORDED CRIME OFFENCES AND APPREHENSIONS IN THE MID-SOUTH CANTERBURY POLICE DISTRICT	CRIME/SAFETY	SOCIAL WELL-BEING
41	ASHBURTON DISTRICT COUNCIL	HEALTH AND WELL-BEING	SATISFACTION WITH COMMUNITY SAFETY	CRIME/SAFETY	SOCIAL WELL-BEING
42	ASHBURTON DISTRICT COUNCIL	HEALTH AND WELL-BEING	ROAD CRASH INJURY AND FATALITY RATES FOR ASHBURTON DISTRICT	ROAD ACCIDENTS/INJURIES	ECONOMIC WELL-BEING
43	ASHBURTON DISTRICT COUNCIL	HEALTH AND WELL-BEING	WORKPLACE ACCIDENT AND INJURY RATES	ROAD ACCIDENTS/INJURIES	ECONOMIC WELL-BEING
44	ASHBURTON DISTRICT COUNCIL	RECREATION	USE OF THE DISTRICT LIBRARY	LIBRARY	SOCIAL WELL-BEING
45	ASHBURTON DISTRICT COUNCIL	RECREATION	PATRONAGE OF THE ART GALLERY	ARTS/CULTURE/MUSEUM/EVENTS	CULTURAL WELL-BEING
46	ASHBURTON DISTRICT COUNCIL	RECREATION	PATRONAGE OF THE MUSEUM	ARTS/CULTURE/MUSEUM/EVENTS	CULTURAL WELL-BEING
47	ASHBURTON DISTRICT COUNCIL	RECREATION	SATISFACTION WITH COUNCILS INVOLVEMENT WITH ART GALLERY AND MUSEUM	ARTS/CULTURE/MUSEUM/EVENTS	CULTURAL WELL-BEING

Appendix A: List of Community Well-beings Outcomes and Measures by Councils

S.NO.	COUNCIL	OUTCOME	MEASURES	MEASURES BROAD GROUP	WELL-BEINGS
48	ASHBURTON DISTRICT COUNCIL	RECREATION	USE OF THE COMMUNITY POOL	COMMUNITY DEVELOPMENT	SOCIAL WELL-BEING
49	ASHBURTON DISTRICT COUNCIL	RECREATION	USE OF COUNCIL PROVIDED SPORT AND RECREATION FACILITIES	SPORTS	SOCIAL WELL-BEING
50	ASHBURTON DISTRICT COUNCIL	RECREATION	SATISFACTION WITH COUNCIL PROVIDED SPORT AND RECREATION FACILITIES	SPORTS	SOCIAL WELL-BEING
51	ASHBURTON DISTRICT COUNCIL	RECREATION	SATISFACTION WITH COUNCILS ROLE IN COMMUNITY EVENTS	ARTS/CULTURE/MUSEUM/EVENTS	CULTURAL WELL-BEING
52	ASHBURTON DISTRICT COUNCIL	DEMOCRACY	VOTER TURNOUT IN LOCAL AND CENTRAL GOVERNMENT ELECTIONS	ELECTIONS/VOTER TURNOUT	SOCIAL WELL-BEING
53	ASHBURTON DISTRICT COUNCIL	DEMOCRACY	SATISFACTION WITH THE WAY COUNCIL INVOLVES THE PUBLIC IN THE DECISIONS IT MAKES	DECISION MAKING/CONSULTATION	SOCIAL WELL-BEING
54	ASHBURTON DISTRICT COUNCIL	DEMOCRACY	SATISFACTION WITH THE AVAILABILITY OF COUNCIL INFORMATION	COUNCIL OPERATIONS	ECONOMIC WELL-BEING
55	ASHBURTON DISTRICT COUNCIL	DEMOCRACY	SATISFACTION WITH THE PERFORMANCE OF THE MAYOR AND COUNCILLORS	ELECTED MEMBERS	SOCIAL WELL-BEING
56	ASHBURTON DISTRICT COUNCIL	DEMOCRACY	SATISFACTION WITH CONTACT WITH COUNCIL STAFF	COUNCIL OPERATIONS	ECONOMIC WELL-BEING
57	ASHBURTON DISTRICT COUNCIL	DEMOCRACY	SATISFACTION WITH COUNCILS ADVOCACY ROLE FOR THE DISTRICT	COUNCIL OPERATIONS	ECONOMIC WELL-BEING
58	AUCKLAND COUNCIL	BELONGING AND PARTICIPATION OUTCOME	AUCKLANDERS SENSE OF COMMUNITY IN THEIR NEIGHBOURHOOD	SOCIAL CONNECTION	SOCIAL WELL-BEING
59	AUCKLAND COUNCIL	BELONGING AND PARTICIPATION OUTCOME	AUCKLANDERS' SENSE OF SAFETY IN THEIR HOMES AND NEIGHBOURHOOD	CRIME/SAFETY	SOCIAL WELL-BEING
60	AUCKLAND COUNCIL	BELONGING AND PARTICIPATION OUTCOME	AUCKLANDERS QUALITY OF LIFE	QUALITY OF LIFE	SOCIAL WELL-BEING
61	AUCKLAND COUNCIL	BELONGING AND PARTICIPATION OUTCOME	RELATIVE DEPRIVATION ACROSS AUCKLAND	DEPRIVATION INDEX	SOCIAL WELL-BEING
62	AUCKLAND COUNCIL	BELONGING AND PARTICIPATION OUTCOME	AUCKLANDERS HEALTH	HEALTH/HEALTH SERVICES	SOCIAL WELL-BEING
63	AUCKLAND COUNCIL	BELONGING AND PARTICIPATION OUTCOME	TREATY OF WAITANGI AWARENESS AND UNDERSTANDING	TREATY OF WAITANGI	CULTURAL WELL-BEING
64	AUCKLAND COUNCIL	MĀORI IDENTITY AND WELL-BEING OUTCOME	THE BENEFITS OF WHĀNAU MĀORI MEASURED THROUGH TAMARIKI AND RANGATAHI	SOCIAL CONNECTION	SOCIAL WELL-BEING
65	AUCKLAND COUNCIL	MĀORI IDENTITY AND WELL-BEING OUTCOME	MĀORI IN EMPLOYMENT, EDUCATION AND TRAINING	LEVEL OF EMPLOYMENT AND BUSINESSES	ECONOMIC WELL-BEING
66	AUCKLAND COUNCIL	MĀORI IDENTITY AND WELL-BEING OUTCOME	MĀORI DECISION MAKING	DECISION MAKING/CONSULTATION	SOCIAL WELL-BEING
67	AUCKLAND COUNCIL	MĀORI IDENTITY AND WELL-BEING OUTCOME	TE REO MĀORI ACROSS TĀMAKI MAKAUARAU	POPULATION/ETHNICITY/DEMOGRAPHICS	DEMOGRAPHICS
68	AUCKLAND COUNCIL	HOMES AND PLACES OUTCOME	NEW DWELLINGS CONSENTED BY LOCATION AND TYPE	PLANNING/BUILDING CONSENTS	ECONOMIC WELL-BEING
69	AUCKLAND COUNCIL	HOMES AND PLACES OUTCOME	NET NEW DWELLINGS CONSENTED AND COMPLETED	PLANNING/BUILDING CONSENTS	ECONOMIC WELL-BEING
70	AUCKLAND COUNCIL	HOMES AND PLACES OUTCOME	HOUSING COSTS AS A PERCENTAGE OF HOUSEHOLD INCOME	INCOME	ECONOMIC WELL-BEING
71	AUCKLAND COUNCIL	HOMES AND PLACES OUTCOME	HOMELESSNESS	HOUSE AFFORDABILITY	ECONOMIC WELL-BEING
72	AUCKLAND COUNCIL	HOMES AND PLACES OUTCOME	RESIDENT SATISFACTION WITH BUILT ENVIRONMENT AT A NEIGHBOURHOOD LEVEL	ENVIRONMENT/ENVIRONMENTAL ATTITUDES	ENVIRONMENTAL WELL-BEING
73	AUCKLAND COUNCIL	TRANSPORT AND ACCESS OUTCOME	ACCESS TO JOBS	LEVEL OF EMPLOYMENT AND BUSINESSES	ECONOMIC WELL-BEING

Appendix A: List of Community Well-beings Outcomes and Measures by Councils

S.NO.	COUNCIL	OUTCOME	MEASURES	MEASURES BROAD GROUP	WELL-BEINGS
74	AUCKLAND COUNCIL	TRANSPORT AND ACCESS OUTCOME	DELAY FROM CONGESTION	TRANSPORT	ECONOMIC WELL-BEING
75	AUCKLAND COUNCIL	TRANSPORT AND ACCESS OUTCOME	USE OF PUBLIC TRANSPORT, WALKING AND CYCLING	TRANSPORT	ECONOMIC WELL-BEING
76	AUCKLAND COUNCIL	TRANSPORT AND ACCESS OUTCOME	HOUSEHOLD TRANSPORT COSTS	TRANSPORT	ECONOMIC WELL-BEING
77	AUCKLAND COUNCIL	TRANSPORT AND ACCESS OUTCOME	DEATHS AND INJURIES FROM TRANSPORT NETWORK	ROAD ACCIDENTS/INJURIES	ECONOMIC WELL-BEING
78	AUCKLAND COUNCIL	ENVIRONMENT AND CULTURAL HERITAGE OUTCOME	STATE AND QUALITY OF LOCALLY, REGIONALLY AND NATIONALLY SIGNIFICANT ENVIRONMENTS	ENVIRONMENT/ENVIRONMENTAL ATTITUDES	ENVIRONMENTAL WELL-BEING
79	AUCKLAND COUNCIL	ENVIRONMENT AND CULTURAL HERITAGE OUTCOME	MARINE AND FRESH WATER QUALITY	RIVER, LAKES, COASTAL AND GROUNDWATER	ENVIRONMENTAL WELL-BEING
80	AUCKLAND COUNCIL	ENVIRONMENT AND CULTURAL HERITAGE OUTCOME	AIR QUALITY AND GREENHOUSE GAS EMISSIONS	AIR QUALITY	ENVIRONMENTAL WELL-BEING
81	AUCKLAND COUNCIL	ENVIRONMENT AND CULTURAL HERITAGE OUTCOME	PROTECTION OF THE ENVIRONMENT	ENVIRONMENT/ENVIRONMENTAL ATTITUDES	ENVIRONMENTAL WELL-BEING
82	AUCKLAND COUNCIL	ENVIRONMENT AND CULTURAL HERITAGE OUTCOME	RESILIENCE TO NATURAL THREATS	NATURAL DISASTER/RESILIENCE	ENVIRONMENTAL WELL-BEING
83	AUCKLAND COUNCIL	ENVIRONMENT AND CULTURAL HERITAGE OUTCOME	TREASURING OF THE ENVIRONMENT	ENVIRONMENT/ENVIRONMENTAL ATTITUDES	ENVIRONMENTAL WELL-BEING
84	AUCKLAND COUNCIL	OPPORTUNITY AND PROSPERITY OUTCOME	LABOUR PRODUCTIVITY	LEVEL OF EMPLOYMENT AND BUSINESSES	ECONOMIC WELL-BEING
85	AUCKLAND COUNCIL	OPPORTUNITY AND PROSPERITY OUTCOME	AUCKLANDERS AVERAGE WAGES	INCOME	ECONOMIC WELL-BEING
86	AUCKLAND COUNCIL	OPPORTUNITY AND PROSPERITY OUTCOME	EMPLOYMENT IN ADVANCED INDUSTRIES	LEVEL OF EMPLOYMENT AND BUSINESSES	ECONOMIC WELL-BEING
87	AUCKLAND COUNCIL	OPPORTUNITY AND PROSPERITY OUTCOME	ZONED INDUSTRIAL LAND	PLANNING/BUILDING CONSENTS	ECONOMIC WELL-BEING
88	AUCKLAND COUNCIL	OPPORTUNITY AND PROSPERITY OUTCOME	LEVEL OF UNEMPLOYMENT	UNEMPLOYMENT	ECONOMIC WELL-BEING
89	AUCKLAND COUNCIL	OPPORTUNITY AND PROSPERITY OUTCOME	INTERNET USAGE BASED ON INCOME	PHONE/MOBILE/INTERNET	ECONOMIC WELL-BEING
90	AUCKLAND COUNCIL	OPPORTUNITY AND PROSPERITY OUTCOME	EDUCATIONAL ACHIEVEMENT OF YOUNG PEOPLE	YOUTH	SOCIAL WELL-BEING
91	BAY OF PLENTY REGIONAL COUNCIL	A CLEAN AND PROTECTED ENVIRONMENT	AIR QUALITY	AIR QUALITY	ENVIRONMENTAL WELL-BEING
92	BAY OF PLENTY REGIONAL COUNCIL	A CLEAN AND PROTECTED ENVIRONMENT	ECOLOGICAL HEALTH OF STREAM WATER	RIVER, LAKES, COASTAL AND GROUNDWATER	ENVIRONMENTAL WELL-BEING
93	BAY OF PLENTY REGIONAL COUNCIL	A CLEAN AND PROTECTED ENVIRONMENT	RECREATION AND BATHING WATER QUALITY	RIVER, LAKES, COASTAL AND GROUNDWATER	ENVIRONMENTAL WELL-BEING
94	BAY OF PLENTY REGIONAL COUNCIL	A CLEAN AND PROTECTED ENVIRONMENT	COASTAL HABITAT HEALTH	GROSS DOMESTIC PRODUCT (GDP)	ECONOMIC WELL-BEING
95	BAY OF PLENTY REGIONAL COUNCIL	A CLEAN AND PROTECTED ENVIRONMENT	HARBOUR, FORESHORE AND WATERWAY HEALTH	RIVER, LAKES, COASTAL AND GROUNDWATER	ENVIRONMENTAL WELL-BEING
96	BAY OF PLENTY REGIONAL COUNCIL	A CLEAN AND PROTECTED ENVIRONMENT	ENVIRONMENTAL ENFORCEMENT	ENVIRONMENT/ENVIRONMENTAL ATTITUDES	ENVIRONMENTAL WELL-BEING
97	BAY OF PLENTY REGIONAL COUNCIL	A CLEAN AND PROTECTED ENVIRONMENT	CHANGES IN LAND COVER AND USE	PLANNING/BUILDING CONSENTS	ECONOMIC WELL-BEING
98	BAY OF PLENTY REGIONAL COUNCIL	A CLEAN AND PROTECTED ENVIRONMENT	PROTECTION OF BIODIVERSITY AREAS	ENVIRONMENT/ENVIRONMENTAL ATTITUDES	ENVIRONMENTAL WELL-BEING
99	BAY OF PLENTY REGIONAL COUNCIL	A CLEAN AND PROTECTED ENVIRONMENT	PROTECTION OF RARE AND ENDANGERED SPECIES	ENVIRONMENT/ENVIRONMENTAL ATTITUDES	ENVIRONMENTAL WELL-BEING

Appendix A: List of Community Well-beings Outcomes and Measures by Councils

S.NO.	COUNCIL	OUTCOME	MEASURES	MEASURES BROAD GROUP	WELL-BEINGS
100	BAY OF PLENTY REGIONAL COUNCIL	A CLEAN AND PROTECTED ENVIRONMENT	ENVIRONMENTAL CARE PROGRAMMES	ENVIRONMENT/ENVIRONMENTAL ATTITUDES	ENVIRONMENTAL WELL-BEING
101	BAY OF PLENTY REGIONAL COUNCIL	A CLEAN AND PROTECTED ENVIRONMENT	RECYCLING	RECYCLING/GREEN WASTE	ENVIRONMENTAL WELL-BEING
102	BAY OF PLENTY REGIONAL COUNCIL	A CLEAN AND PROTECTED ENVIRONMENT	AVAILABILITY AND USE OF OPEN SPACE	PARKS/RESERVES/OPEN SPACES	ENVIRONMENTAL WELL-BEING
103	BAY OF PLENTY REGIONAL COUNCIL	A CLEAN AND PROTECTED ENVIRONMENT	SOIL HEALTH	ENVIRONMENT/ENVIRONMENTAL ATTITUDES	ENVIRONMENTAL WELL-BEING
104	BAY OF PLENTY REGIONAL COUNCIL	A CLEAN AND PROTECTED ENVIRONMENT	SOIL STABILITY	SOIL QUALITY	ENVIRONMENTAL WELL-BEING
105	BAY OF PLENTY REGIONAL COUNCIL	A CLEAN AND PROTECTED ENVIRONMENT	PERCEPTION OF THE NATURAL ENVIRONMENT	NATURAL FEATURES	ENVIRONMENTAL WELL-BEING
106	BAY OF PLENTY REGIONAL COUNCIL	HEALTHY AND SAFE COMMUNITIES	PERCEPTION OF OWN HEALTH	HEALTH/HEALTH SERVICES	SOCIAL WELL-BEING
107	BAY OF PLENTY REGIONAL COUNCIL	HEALTHY AND SAFE COMMUNITIES	MAJOR CAUSES OF HOSPITALISATION	HOSPITALISATIONS	ECONOMIC WELL-BEING
108	BAY OF PLENTY REGIONAL COUNCIL	HEALTHY AND SAFE COMMUNITIES	TIME TAKEN TO GET EMERGENCY HEALTHCARE	HEALTH/HEALTH SERVICES	SOCIAL WELL-BEING
109	BAY OF PLENTY REGIONAL COUNCIL	HEALTHY AND SAFE COMMUNITIES	AMOUNT OF PHYSICAL ACTIVITY	PHYSICAL ACTIVITY	SOCIAL WELL-BEING
110	BAY OF PLENTY REGIONAL COUNCIL	HEALTHY AND SAFE COMMUNITIES	LEVEL OF CRIME	CRIME/SAFETY	SOCIAL WELL-BEING
111	BAY OF PLENTY REGIONAL COUNCIL	HEALTHY AND SAFE COMMUNITIES	HOW SAFE DO WE FEEL	CRIME/SAFETY	SOCIAL WELL-BEING
112	BAY OF PLENTY REGIONAL COUNCIL	HEALTHY AND SAFE COMMUNITIES	YOUTH DEVELOPMENT PROGRAMMES AND	YOUTH	SOCIAL WELL-BEING
113	BAY OF PLENTY REGIONAL COUNCIL	HEALTHY AND SAFE COMMUNITIES	LEVEL OF HEART DISEASE	HEALTH/HEALTH SERVICES	SOCIAL WELL-BEING
114	BAY OF PLENTY REGIONAL COUNCIL	VALUE ON LEARNING AND EXCELLENCE	APPRENTICESHIPS	APPRENTICESHIPS FOR YOUNG PEOPLE	ECONOMIC WELL-BEING
115	BAY OF PLENTY REGIONAL COUNCIL	VALUE ON LEARNING AND EXCELLENCE	HIGHEST QUALIFICATIONS GAINED	QUALIFICATION/SCHOOL	SOCIAL WELL-BEING
116	BAY OF PLENTY REGIONAL COUNCIL	VALUE ON LEARNING AND EXCELLENCE	PARTICIPATION IN TERTIARY EDUCATION	TERTIARY QUALIFICATION	SOCIAL WELL-BEING
117	BAY OF PLENTY REGIONAL COUNCIL	VALUE ON LEARNING AND EXCELLENCE	COURSE DIVERSITY AT SECONDARY AND TERTIARY LEVELS	TERTIARY QUALIFICATION	SOCIAL WELL-BEING
118	BAY OF PLENTY REGIONAL COUNCIL	VALUE ON LEARNING AND EXCELLENCE	YOUTH UNEMPLOYMENT	UNEMPLOYMENT	ECONOMIC WELL-BEING
119	BAY OF PLENTY REGIONAL COUNCIL	VALUE ON LEARNING AND EXCELLENCE	AWARD PROGRAMMES	COMMUNITY DEVELOPMENT	SOCIAL WELL-BEING
120	BAY OF PLENTY REGIONAL COUNCIL	QUALITY, AFFORDABLE INFRASTRUCTURE	TRAFFIC CONGESTION	TRANSPORT	ECONOMIC WELL-BEING
121	BAY OF PLENTY REGIONAL COUNCIL	QUALITY, AFFORDABLE INFRASTRUCTURE	HOW EXPORT FREIGHT IS TRANSPORTED TO THE PORT OF TAURANGA	EXPORTS	ECONOMIC WELL-BEING
122	BAY OF PLENTY REGIONAL COUNCIL	QUALITY, AFFORDABLE INFRASTRUCTURE	ROADING PROJECTS (ARE THEY RUNNING TO SCHEDULE?)	TRANSPORT	ECONOMIC WELL-BEING
123	BAY OF PLENTY REGIONAL COUNCIL	QUALITY, AFFORDABLE INFRASTRUCTURE	USE OF PUBLIC TRANSPORT	TRANSPORT	ECONOMIC WELL-BEING

Appendix A: List of Community Well-beings Outcomes and Measures by Councils

S.NO.	COUNCIL	OUTCOME	MEASURES	MEASURES BROAD GROUP	WELL-BEINGS
124	BAY OF PLENTY REGIONAL COUNCIL	QUALITY, AFFORDABLE INFRASTRUCTURE	HOW PEOPLE VIEW BUSES	TRANSPORT	ECONOMIC WELL-BEING
125	BAY OF PLENTY REGIONAL COUNCIL	QUALITY, AFFORDABLE INFRASTRUCTURE	HOW PEOPLE TRAVEL TO WORK	POPULATION/ETHNICITY/DEMOGRAPHICS	DEMOGRAPHICS
126	BAY OF PLENTY REGIONAL COUNCIL	QUALITY, AFFORDABLE INFRASTRUCTURE	EASE OF WALKING AND CYCLING	FOOTPATH/WALKING/CYCLING	ECONOMIC WELL-BEING
127	BAY OF PLENTY REGIONAL COUNCIL	QUALITY, AFFORDABLE INFRASTRUCTURE	HOUSING AFFORDABILITY AND	HOUSE AFFORDABILITY	ECONOMIC WELL-BEING
128	BAY OF PLENTY REGIONAL COUNCIL	QUALITY, AFFORDABLE INFRASTRUCTURE	TYPES OF HOUSING	HOUSE AFFORDABILITY	ECONOMIC WELL-BEING
129	BAY OF PLENTY REGIONAL COUNCIL	A VIBRANT AND FULLING LIFESTYLE	COMMUNITY PRIDE	COMMUNITY DEVELOPMENT	SOCIAL WELL-BEING
130	BAY OF PLENTY REGIONAL COUNCIL	A VIBRANT AND FULLING LIFESTYLE	KEEPING COMMUNITIES UNIQUE	COMMUNITY DEVELOPMENT	SOCIAL WELL-BEING
131	BAY OF PLENTY REGIONAL COUNCIL	A VIBRANT AND FULLING LIFESTYLE	RANGE OF LOW-COST ACTIVITIES	COUNCIL FACILITIES	SOCIAL WELL-BEING
132	BAY OF PLENTY REGIONAL COUNCIL	A VIBRANT AND FULLING LIFESTYLE	LEVEL OF COMMUNITY SUPPORT	COMMUNITY DEVELOPMENT	SOCIAL WELL-BEING
133	BAY OF PLENTY REGIONAL COUNCIL	A VIBRANT AND FULLING LIFESTYLE	FEATURE EVENTS	ARTS/CULTURE/MUSEUM/EVENTS	CULTURAL WELL-BEING
134	BAY OF PLENTY REGIONAL COUNCIL	A PROSPEROUS AND SUSTAINABLE ECONOMY	VALUE OF EXPORTS LEAVING THE PORT OF TAURANGA	EXPORTS	ECONOMIC WELL-BEING
135	BAY OF PLENTY REGIONAL COUNCIL	A PROSPEROUS AND SUSTAINABLE ECONOMY	NUMBER OF BUSINESSES IN THE REGION	NUMBER OF BUSINESSES	ECONOMIC WELL-BEING
136	BAY OF PLENTY REGIONAL COUNCIL	A PROSPEROUS AND SUSTAINABLE ECONOMY	THE NUMBER OF SUSTAINABLE BUSINESSES	NUMBER OF BUSINESSES	ECONOMIC WELL-BEING
137	BAY OF PLENTY REGIONAL COUNCIL	A PROSPEROUS AND SUSTAINABLE ECONOMY	EMPLOYMENT OPPORTUNITIES	LEVEL OF EMPLOYMENT AND BUSINESSES	ECONOMIC WELL-BEING
138	BAY OF PLENTY REGIONAL COUNCIL	A PROSPEROUS AND SUSTAINABLE ECONOMY	SKILL GAP	LEVEL OF EMPLOYMENT AND BUSINESSES	ECONOMIC WELL-BEING
139	BAY OF PLENTY REGIONAL COUNCIL	A PROSPEROUS AND SUSTAINABLE ECONOMY	MAORI BUSINESS NETWORK PARTICIPATION	BUSINESS CONFIDENCE	ECONOMIC WELL-BEING
140	BAY OF PLENTY REGIONAL COUNCIL	A PROSPEROUS AND SUSTAINABLE ECONOMY	TOURISM INDUSTRY	TOURISM	ECONOMIC WELL-BEING
141	BAY OF PLENTY REGIONAL COUNCIL	OPEN AND INCLUSIVE LEADERSHIP	VOTER TURNOUT	ELECTIONS/VOTER TURNOUT	SOCIAL WELL-BEING
142	BAY OF PLENTY REGIONAL COUNCIL	OPEN AND INCLUSIVE LEADERSHIP	OPENNESS OF THE REGIONS PUBLIC MEETINGS	DECISION MAKING/CONSULTATION	SOCIAL WELL-BEING
143	BAY OF PLENTY REGIONAL COUNCIL	OPEN AND INCLUSIVE LEADERSHIP	COMMUNITY LEADERS WORKING TOGETHER	COMMUNITY DEVELOPMENT	SOCIAL WELL-BEING
144	BAY OF PLENTY REGIONAL COUNCIL	OPEN AND INCLUSIVE LEADERSHIP	REGIONAL PARTNERSHIP WITH MAORI	ELECTED MEMBERS	SOCIAL WELL-BEING
145	BAY OF PLENTY REGIONAL COUNCIL	OPEN AND INCLUSIVE LEADERSHIP	COUNCILS WORKING TOGETHER FOR THE BENEFIT OF THE REGION	COUNCIL OPERATIONS	ECONOMIC WELL-BEING
146	BAY OF PLENTY REGIONAL COUNCIL	OPEN AND INCLUSIVE LEADERSHIP	PEOPLE'S UNDERSTANDING OF COUNCIL DECISION-MAKING	DECISION MAKING/CONSULTATION	SOCIAL WELL-BEING
147	BAY OF PLENTY REGIONAL COUNCIL	OPEN AND INCLUSIVE LEADERSHIP	PUBLIC INFLUENCE IN THEIR COMMUNITY	COMMUNITY DEVELOPMENT	SOCIAL WELL-BEING

Appendix A: List of Community Well-beings Outcomes and Measures by Councils

S.NO.	COUNCIL	OUTCOME	MEASURES	MEASURES BROAD GROUP	WELL-BEINGS
148	BAY OF PLENTY REGIONAL COUNCIL	OPEN AND INCLUSIVE LEADERSHIP	RECOGNITION OF COMMUNITY LEADERS	COMMUNITY DEVELOPMENT	SOCIAL WELL-BEING
149	BAY OF PLENTY REGIONAL COUNCIL	OPEN AND INCLUSIVE LEADERSHIP	PUBLIC CONDEMNATION IN THE REGIONAL COUNCIL'S DECISION-MAKING	DECISION MAKING/CONSULTATION	SOCIAL WELL-BEING
150	BAY OF PLENTY REGIONAL COUNCIL	RESPECTED CULTURE AND HERITAGE	DAMAGE TO HISTORIC PLACES	HERITAGE/HISTORIC	CULTURAL WELL-BEING
151	BAY OF PLENTY REGIONAL COUNCIL	RESPECTED CULTURE AND HERITAGE	IMPACT OF CULTURAL DIVERSITY	ARTS/CULTURE/MUSEUM/EVENTS	CULTURAL WELL-BEING
152	BAY OF PLENTY REGIONAL COUNCIL	RESPECTED CULTURE AND HERITAGE	RANGE OF LANGUAGES SPOKEN	POPULATION/ETHNICITY/DEMOGRAPHICS	DEMOGRAPHICS
153	BAY OF PLENTY REGIONAL COUNCIL	RESPECTED CULTURE AND HERITAGE	THE RELIGIONS TO WHICH PEOPLE AFFILIATE	POPULATION/ETHNICITY/DEMOGRAPHICS	DEMOGRAPHICS
154	BAY OF PLENTY REGIONAL COUNCIL	RESPECTED CULTURE AND HERITAGE	PROTECTION OF MAORI CULTURE AND	ARTS/CULTURE/MUSEUM/EVENTS	CULTURAL WELL-BEING
155	BAY OF PLENTY REGIONAL COUNCIL	RESPECTED CULTURE AND HERITAGE	NUMBER OF TE REO MAORI SPEAKERS	POPULATION/ETHNICITY/DEMOGRAPHICS	DEMOGRAPHICS
156	BULLER DISTRICT COUNCIL	HEALTH	LIFE EXPECTANCY	LIFE EXPECTANCY	DEMOGRAPHICS
157	BULLER DISTRICT COUNCIL	HEALTH	ACCESS TO HEALTH CARE (SERVICES AND PROGRAMS)	HEALTH/HEALTH SERVICES	SOCIAL WELL-BEING
158	BULLER DISTRICT COUNCIL	HEALTH	NEW HEALTH INITIATIVES THAT HAVE BEEN INTRODUCED	HEALTH/HEALTH SERVICES	SOCIAL WELL-BEING
159	BULLER DISTRICT COUNCIL	HEALTH	DRINKING WATER QUALITY	DRINKING WATER	ENVIRONMENTAL WELL-BEING
160	BULLER DISTRICT COUNCIL	HEALTH	RATIO OF HEALTH PROVIDERS TO POPULATION	HEALTH/HEALTH SERVICES	SOCIAL WELL-BEING
161	BULLER DISTRICT COUNCIL	EDUCATION	SCHOOL ROLLS AND DECILE RATINGS	QUALIFICATION/SCHOOL	SOCIAL WELL-BEING
162	BULLER DISTRICT COUNCIL	EDUCATION	LEVELS OF QUALIFICATION	QUALIFICATION/SCHOOL	SOCIAL WELL-BEING
163	BULLER DISTRICT COUNCIL	EDUCATION	NUMBER OF EDUCATIONAL INSTITUTIONS	QUALIFICATION/SCHOOL	SOCIAL WELL-BEING
164	BULLER DISTRICT COUNCIL	SAFETY	YOUTH OFFENDING RATES	YOUTH	SOCIAL WELL-BEING
165	BULLER DISTRICT COUNCIL	SAFETY	CRIME AND CRIME RESOLUTION RATES	CRIME/SAFETY	SOCIAL WELL-BEING
166	BULLER DISTRICT COUNCIL	SAFETY	NUMBERS OF TRAFFIC ACCIDENTS	ROAD ACCIDENTS/INJURIES	ECONOMIC WELL-BEING
167	BULLER DISTRICT COUNCIL	SAFETY	IMPROVED SAFETY IN PUBLIC PLACES (DOG ATTACKS, LIQUOR BANS, SECURITY CAMERAS)	CRIME/SAFETY	SOCIAL WELL-BEING
168	BULLER DISTRICT COUNCIL	SAFETY	NATURAL HAZARD EVENT PREPAREDNESS/PROGRAMMES	NATURAL DISASTER/RESILIENCE	ENVIRONMENTAL WELL-BEING
169	BULLER DISTRICT COUNCIL	SAFETY	HAZARD IDENTIFICATION	NATURAL DISASTER/RESILIENCE	ENVIRONMENTAL WELL-BEING
170	BULLER DISTRICT COUNCIL	ENVIRONMENT	FRESHWATER QUALITY	RIVER, LAKES, COASTAL AND GROUNDWATER	ENVIRONMENTAL WELL-BEING
171	BULLER DISTRICT COUNCIL	ENVIRONMENT	VISITOR LEVEL OF APPRECIATION	TOURISM	ECONOMIC WELL-BEING
172	BULLER DISTRICT COUNCIL	ENVIRONMENT	LEVEL OF VISITOR WASTE MINIMISATION ACTIVITY	TOURISM	ECONOMIC WELL-BEING
173	BULLER DISTRICT COUNCIL	ENVIRONMENT	ACCESS TO NATURAL FEATURES	NATURAL FEATURES	ENVIRONMENTAL WELL-BEING
174	BULLER DISTRICT COUNCIL	ECONOMY	EMPLOYMENT LEVELS	LEVEL OF EMPLOYMENT AND BUSINESSES	ECONOMIC WELL-BEING
175	BULLER DISTRICT COUNCIL	ECONOMY	AVERAGE INCOMES	INCOME	ECONOMIC WELL-BEING
176	BULLER DISTRICT COUNCIL	ECONOMY	RETAIL AND INVESTMENT GROWTH	CBD: CITY CENTRE	SOCIAL WELL-BEING
177	BULLER DISTRICT COUNCIL	ECONOMY	REGIONAL GROWTH TRENDS	POPULATION/ETHNICITY/DEMOGRAPHICS	DEMOGRAPHICS
178	BULLER DISTRICT COUNCIL	IDENTITY	NUMBER OF COMMUNITY ACTIVITIES AND DISTRICT EVENTS	ARTS/CULTURE/MUSEUM/EVENTS	CULTURAL WELL-BEING
179	BULLER DISTRICT COUNCIL	IDENTITY	NUMBER OF COMMUNITY FACILITIES	COMMUNITY DEVELOPMENT	SOCIAL WELL-BEING
180	BULLER DISTRICT COUNCIL	IDENTITY	NUMBER OF PEOPLE INVOLVED IN SPORTING, CULTURAL AND RECREATIONAL ACTIVITIES	SPORTS	SOCIAL WELL-BEING

Appendix A: List of Community Well-beings Outcomes and Measures by Councils

S.NO.	COUNCIL	OUTCOME	MEASURES	MEASURES BROAD GROUP	WELL-BEINGS
181	BULLER DISTRICT COUNCIL	IDENTITY	VOTER TURNOUT	ELECTIONS/VOTER TURNOUT	SOCIAL WELL-BEING
182	CANTERBURY REGIONAL COUNCIL	SOCIAL WELL-BEING	ACCESS TO GPs AND SPECIALISTS: AVERAGE TIME TO SEE A GP OR SPECIALIST	HEALTH/HEALTH SERVICES	SOCIAL WELL-BEING
183	CANTERBURY REGIONAL COUNCIL	SOCIAL WELL-BEING	MORTALITY RATES: PER 100,000 PEOPLE BY AGE, ETHNICITY AND INCOME	POPULATION/ETHNICITY/DEMOGRAPHICS	DEMOGRAPHICS
184	CANTERBURY REGIONAL COUNCIL	SOCIAL WELL-BEING	INFANT MORTALITY: RATE OF INFANT MORTALITY PER 1000 LIVE BIRTHS BY ETHNICITY AND GENDER	CHILD SAFETY & DEVELOPMENT	SOCIAL WELL-BEING
185	CANTERBURY REGIONAL COUNCIL	SOCIAL WELL-BEING	LIFE EXPECTANCY: AT BIRTH BY GENDER AND ETHNICITY	LIFE EXPECTANCY	DEMOGRAPHICS
186	CANTERBURY REGIONAL COUNCIL	SOCIAL WELL-BEING	HEALTHY LIFESTYLES: RATE OF TYPE 2 DIABETES PER 1000 AND ETHNICITY	HEALTH/HEALTH SERVICES	SOCIAL WELL-BEING
187	CANTERBURY REGIONAL COUNCIL	SOCIAL WELL-BEING	HIGHEST QUALIFICATION GAINED: NUMBER AND PERCENTAGE OF POPULATION YEARS AND OVER WITHIN HIGHEST QUALIFICATION CATEGORIES BY AGE AND ETHNICITY	QUALIFICATION/SCHOOL	SOCIAL WELL-BEING
188	CANTERBURY REGIONAL COUNCIL	SOCIAL WELL-BEING	LITERACY AND NUMERACY: PERCENTAGE OF SCHOOL LEAVERS WITHOUT EIGHT CORE LITERACY AND NUMERACY SKILLS AT NCEA LEVEL 1	QUALIFICATION/SCHOOL	SOCIAL WELL-BEING
189	CANTERBURY REGIONAL COUNCIL	SOCIAL WELL-BEING	NO QUALIFICATIONS: PERCENTAGE OF SCHOOL LEAVERS WITH NO QUALIFICATION	QUALIFICATION/SCHOOL	SOCIAL WELL-BEING
190	CANTERBURY REGIONAL COUNCIL	SOCIAL WELL-BEING	EARLY CHILDHOOD EDUCATION: PERCENTAGE OF CHILDREN ENTERING SCHOOL AS NEW ENTRANTS WHO HAVE COME FROM AN EARLY CHILDHOOD EDUCATION CENTRE BY TYPE OF SERVICE INCLUDING PRE-SCHOOL, KINDERGARTEN, TE Kōhanga Reo	EARLY CHILDHOOD EDUCATION	SOCIAL WELL-BEING
191	CANTERBURY REGIONAL COUNCIL	SOCIAL WELL-BEING	CRIME LEVELS: TOTAL OFFENCES: TOTAL CRIME PER 10,000 PEOPLE AND BROKEN DOWN BY OFFENCE AGAINST NUMBER OF RESOLVED CRIMES	CRIME/SAFETY	SOCIAL WELL-BEING
192	CANTERBURY REGIONAL COUNCIL	SOCIAL WELL-BEING	CONFIDENCE IN POLICE AND JUSTICE SYSTEM: PERCEPTION SURVEY	CRIME/SAFETY	SOCIAL WELL-BEING
193	CANTERBURY REGIONAL COUNCIL	SOCIAL WELL-BEING	PERCEPTIONS OF SAFETY: SURVEYED PERCEPTIONS OF SAFETY	CRIME/SAFETY	SOCIAL WELL-BEING
194	CANTERBURY REGIONAL COUNCIL	SOCIAL WELL-BEING	HAZARD IDENTIFICATION: PROGRESS MADE ON INVESTIGATING FLOOD AND EARTHQUAKE HAZARDS	NATURAL DISASTER/RESILIENCE	ENVIRONMENTAL WELL-BEING
195	CANTERBURY REGIONAL COUNCIL	SOCIAL WELL-BEING	FLOOD PROTECTION AND DRAINAGE SCHEMES: THE PERCENTAGE OF SCHEMES THAT PERFORM AS DESIGNED DURING FLOOD EVENTS	NATURAL DISASTER/RESILIENCE	ENVIRONMENTAL WELL-BEING
196	CANTERBURY REGIONAL COUNCIL	SOCIAL WELL-BEING	FLOOD INFORMATION: POLICE, CIVIL DEFENCE EMERGENCY MANAGEMENT CONTROLLERS RADIO STATIONS AND TERRITORIAL AUTHORITIES RATING OF THE INFORMATION PROVIDED DURING FLOODS	NATURAL DISASTER/RESILIENCE	ENVIRONMENTAL WELL-BEING
197	CANTERBURY REGIONAL COUNCIL	SOCIAL WELL-BEING	NAVIGATION SAFETY: THE NUMBER OF REPORTED NAVIGATION SAFETY INCIDENTS IN HARBOURS AND INLAND WATERS	RIVER, LAKES, COASTAL AND GROUNDWATER	ENVIRONMENTAL WELL-BEING
198	CANTERBURY REGIONAL COUNCIL	SOCIAL WELL-BEING	EMERGENCY READINESS: THE LEVEL OF CO-ORDINATION AMONG THE CIVIL DEFENCE EMERGENCY MANAGEMENT GROUP, TERRITORIAL AUTHORITIES, ENVIRONMENT CANTEBURY AND RESPONSE AGENCIES	NATURAL DISASTER/RESILIENCE	ENVIRONMENTAL WELL-BEING
199	CANTERBURY REGIONAL COUNCIL	SOCIAL WELL-BEING	EMERGENCY RESPONSE: THE STATE OF READINESS OF THE GROUP EMERGENCY CO-ORDINATION CENTRE (ECC), ALTERNATIVE ECC, AND EMERGENCY COMMUNICATIONS NETWORK	NATURAL DISASTER/RESILIENCE	ENVIRONMENTAL WELL-BEING

Appendix A: List of Community Well-beings Outcomes and Measures by Councils

S.NO.	COUNCIL	OUTCOME	MEASURES	MEASURES BROAD GROUP	WELL-BEINGS
200	CANTERBURY REGIONAL COUNCIL	SOCIAL WELL-BEING	INCOME SUPPORTTOTAL NUMBER OF MEANS-TESTED BENEFITS	INCOME	ECONOMIC WELL-BEING
201	CANTERBURY REGIONAL COUNCIL	SOCIAL WELL-BEING	DEPRIVATION INDEX: PERCENTAGE OF POPULATION OF CITY OR TOWN LIVING IN MESHBLOCKS OF NZ DEPRIVATION INDEX - DECILES 1 LEAST DEPRIVED TO 10 MOST DEPRIVED	DEPRIVATION INDEX	SOCIAL WELL-BEING
202	CANTERBURY REGIONAL COUNCIL	SOCIAL WELL-BEING	HOUSING AFFORDABILITY: PERCENTAGE OF HOUSEHOLDS WITH HOUSING COSTS THAT ARE AT LEAST 24%, 35% AND 40% OF TOTAL NET HOUSEHOLD INCOME BY TENURE	INCOME	ECONOMIC WELL-BEING
203	CANTERBURY REGIONAL COUNCIL	SOCIAL WELL-BEING	HOUSING ASSISTANCE: PROPORTION OF PEOPLE RECEIVING THE ACCOMMODATION SUPPLEMENT BY AGE, GENDER, ETHNICITY AND FAMILY TYPE	HOUSE AFFORDABILITY	ECONOMIC WELL-BEING
204	CANTERBURY REGIONAL COUNCIL	SOCIAL WELL-BEING	TRAFFIC CONGESTION: ANNUAL TOTAL PUBLIC PASSENGER TRIPS FOR CANTERBURY	TRANSPORT	ECONOMIC WELL-BEING
205	CANTERBURY REGIONAL COUNCIL	SOCIAL WELL-BEING	PASSENGER SATISFACTION: PASSENGER RATING OF VALUE FOR MONEY AND LEVEL OF SERVICE	TRANSPORT	ECONOMIC WELL-BEING
206	CANTERBURY REGIONAL COUNCIL	SOCIAL WELL-BEING	COMMUNITY SATISFACTION: RESIDENTS' VIEWS OF WHETHER PUBLIC TRANSPORT IS AFFORDABLE	TRANSPORT	ECONOMIC WELL-BEING
207	CANTERBURY REGIONAL COUNCIL	SOCIAL WELL-BEING	TOTAL MOBILITY SERVICES: TRANSPORT-DISADVANTAGED PEOPLE'S RATING OF THE LEVEL OF SERVICE AND VALUE FOR MONEY FOR SERVICES IN CHRISTCHURCH, ASHBURTON, WAIMATE AND TIMARU	TRANSPORT	ECONOMIC WELL-BEING
208	CANTERBURY REGIONAL COUNCIL	SOCIAL WELL-BEING	ROAD SAFETY: REDUCTIONS IN: ANNUAL RATE OF ROAD CRASH DEATHS PER 100,000 POPULATION ANNUAL RATE OF HOSPITALISATIONS FOR SERIOUS INJURIES FROM ROAD CRASHES PER 100,000 POPULATIONESTIMATED SOCIAL COST OF ROAD CRASHES	ROAD ACCIDENTS/INJURIES	ECONOMIC WELL-BEING
209	CANTERBURY REGIONAL COUNCIL	SOCIAL WELL-BEING	TOTAL MOBILITY SERVICES: TRANSPORT-DISADVANTAGED PEOPLE'S RATING OF THE LEVEL OF SERVICE AND VALUE FOR MONEY FOR SERVICES IN CHRISTCHURCH, ASHBURTON, WAIMATE AND TIMARU	TRANSPORT	ECONOMIC WELL-BEING
210	CANTERBURY REGIONAL COUNCIL	ECONOMIC WELL-BEING	MEDIAN INCOMEMEDIAN HOUSEHOLD FAMILY PERSONAL INCOME ADJUSTED BY CPI BY EMPLOYMENT STATUS GENDER AND ETHNICITY	INCOME	ECONOMIC WELL-BEING
211	CANTERBURY REGIONAL COUNCIL	ECONOMIC WELL-BEING	INCOME DISTRIBUTION PERCENTAGE OF HOUSEHOLDS THAT ARE IN THE TOP AND BOTTOM NATIONAL HOUSEHOLD INCOME QUINTILES	INCOME	ECONOMIC WELL-BEING
212	CANTERBURY REGIONAL COUNCIL	ECONOMIC WELL-BEING	SOURCES OF INCOMEINCLUDING PERCENTAGE OF FAMILIES RECEIVING INCOME SUPPORT BY TYPE OF BENEFIT	INCOME	ECONOMIC WELL-BEING
213	CANTERBURY REGIONAL COUNCIL	ECONOMIC WELL-BEING	EMPLOYMENT - FULL AND PART TIMEPROPORTION OF WORKING AGE POPULATION CURRENTLY IN FULL AND PARTTIME EMPLOYMENT BY INDUSTRY GROUPING	LEVEL OF EMPLOYMENT AND BUSINESSES	ECONOMIC WELL-BEING
214	CANTERBURY REGIONAL COUNCIL	ECONOMIC WELL-BEING	UNEMPLOYMENT UNEMPLOYMENT RATE BY AGE GENDER AND ETHNICITY	UNEMPLOYMENT	ECONOMIC WELL-BEING
215	CANTERBURY REGIONAL COUNCIL	ECONOMIC WELL-BEING	MATURE REGISTERED UNEMPLOYED: PERCENTAGE OF MATURE PEOPLE REGISTERED UNEMPLOYED (40+, 40-49, 50-54, 55-59, 60+ YEARS)	UNEMPLOYMENT	ECONOMIC WELL-BEING

Appendix A: List of Community Well-beings Outcomes and Measures by Councils

S.NO.	COUNCIL	OUTCOME	MEASURES	MEASURES BROAD GROUP	WELL-BEINGS
216	CANTERBURY REGIONAL COUNCIL	ECONOMIC WELL-BEING	PLANT PESTS: THE NUMBER OF SITES INFESTED WITH TOTAL CONTROL PLANTS WHERE SEED IS SET THE NUMBER OF NASSELLA TUSsock PLANTS PER HECTARE (BASED ON RANDOMLY LOCATED TRANSECTS)	PEST CONTROL	ENVIRONMENTAL WELL-BEING
217	CANTERBURY REGIONAL COUNCIL	ECONOMIC WELL-BEING	ANIMAL PESTS: THE NUMBER OF ROOKS THE NUMBER OF PROPERTIES WITHIN THE WALLABY CONTAINMENT AREA, WHERE WALLABY LEVELS EXCEED LEVEL 3 ON THE GUILFORD WALLABY INFESTATION SCALE, WITH NO CONTROL PROGRAMME IN PLACE. THE NUMBER OF PROPERTIES WHERE RABBIT LEVELS EXCEED LEVEL 3 ON THE MODIFIED MCLEAN SCALE, WITH NO CONTROL PROGRAMME IN PLACE BIOSECURITY: THE NUMBER OF NEW UNWANTED PLANT PESTS BECOMING ESTABLISHED IN THE CANTERBURY REGION	PEST CONTROL	ENVIRONMENTAL WELL-BEING
218	CANTERBURY REGIONAL COUNCIL	ECONOMIC WELL-BEING	BOVINE TB: THE NUMBER OF CATTLE AND DEER HERDS INFECTED WITH BOVINE TB	AGRICULTURE/DAIRY	ECONOMIC WELL-BEING
219	CANTERBURY REGIONAL COUNCIL	ECONOMIC WELL-BEING	NAVIGATION SAFETY: THE NUMBER OF REPORTED NAVIGATION SAFETY INCIDENTS IN HARBOURS AND INLAND WATERS	RIVER, LAKES, COASTAL AND GROUNDWATER	ENVIRONMENTAL WELL-BEING
220	CANTERBURY REGIONAL COUNCIL	ECONOMIC WELL-BEING	GROUNDWATER: PROGRESS ON ESTABLISHING SUSTAINABLE ALLOCATION LIMITS FOR KEY GROUNDWATER ALLOCATION ZONES	RIVER, LAKES, COASTAL AND GROUNDWATER	ENVIRONMENTAL WELL-BEING
221	CANTERBURY REGIONAL COUNCIL	ECONOMIC WELL-BEING	ENVIRONMENTAL FLOWS: PROGRESS MADE ON REVIEWING OF ENVIRONMENTAL FLOWS ON KEY RIVERS AND STREAMS	ENVIRONMENT/ENVIRONMENTAL ATTITUDES	ENVIRONMENTAL WELL-BEING
222	CANTERBURY REGIONAL COUNCIL	ECONOMIC WELL-BEING	ROAD SAFETY: NUMBER OF ROAD CRASH DEATHS	ROAD ACCIDENTS/INJURIES	ECONOMIC WELL-BEING
223	CANTERBURY REGIONAL COUNCIL	ECONOMIC WELL-BEING	ECONOMIC ACTIVITY: REGIONAL ECONOMIC ACTIVITY INDEX	ECONOMIC ACTIVITY	ECONOMIC WELL-BEING
224	CANTERBURY REGIONAL COUNCIL	ECONOMIC WELL-BEING	ECONOMIC ACTIVITY: PERFORMANCE OF MANUFACTURING INDEX	ECONOMIC ACTIVITY	ECONOMIC WELL-BEING
225	CANTERBURY REGIONAL COUNCIL	ECONOMIC WELL-BEING	ECONOMIC ACTIVITY: TONNAGE OF ANNUAL EXPORTS FROM LYTTLETON AND TIMARU PORTS AND CHRISTCHURCH AIRPORT	EXPORTS	ECONOMIC WELL-BEING
226	CANTERBURY REGIONAL COUNCIL	ECONOMIC WELL-BEING	ECONOMIC GROWTH: PERCENTAGE ECONOMIC GROWTH	GROSS DOMESTIC PRODUCT (GDP)	ECONOMIC WELL-BEING
227	CANTERBURY REGIONAL COUNCIL	ECONOMIC WELL-BEING	JOB VACANCIES: REGIONAL JOB VACANCY RATES	LEVEL OF EMPLOYMENT AND BUSINESSES	ECONOMIC WELL-BEING
228	CANTERBURY REGIONAL COUNCIL	ECONOMIC WELL-BEING	MODES OF TRANSPORT: PERCENTAGE OF PEOPLE USING VARIOUS MODES OF TRANSPORT ON CENSUS DAY	TRANSPORT	ECONOMIC WELL-BEING
229	CANTERBURY REGIONAL COUNCIL	ECONOMIC WELL-BEING	PUBLIC PASSENGER TRANSPORT: ANNUAL TOTAL PASSENGER TRIPS FOR CANTERBURY	TRANSPORT	ECONOMIC WELL-BEING
230	CANTERBURY REGIONAL COUNCIL	ENVIRONMENTAL WELL-BEING	NITRATES: CONCENTRATIONS OF NITRATE IN GROUNDWATER	RIVER, LAKES, COASTAL AND GROUNDWATER	ENVIRONMENTAL WELL-BEING
231	CANTERBURY REGIONAL COUNCIL	ENVIRONMENTAL WELL-BEING	WATER QUALITY: THE PERCENTAGE OF SELECTED BATHING SITES AT RIVERS AND LAKES THAT ARE SUITABLE FOR CONTACT RECREATION, ALL OR MOST OF THE TIME	RIVER, LAKES, COASTAL AND GROUNDWATER	ENVIRONMENTAL WELL-BEING
232	CANTERBURY REGIONAL COUNCIL	ENVIRONMENTAL WELL-BEING	AQUATIC HEALTH: THE PERCENTAGE OF LOWLAND AND FOOTHILL STREAMS WITH FAIR OR BETTER ECOSYSTEM HEALTH	ENVIRONMENT/ENVIRONMENTAL ATTITUDES	ENVIRONMENTAL WELL-BEING
233	CANTERBURY REGIONAL COUNCIL	ENVIRONMENTAL WELL-BEING	RESOURCE USERS: THE PERCENTAGE OF RESOURCE CONSENT APPLICATIONS PROCESSED IN COMPLIANCE WITH THE STATUTORY TIME FRAMES SET OUT IN THE RESOURCE MANAGEMENT ACT 1991	PLANNING/BUILDING CONSENTS	ECONOMIC WELL-BEING
234	CANTERBURY REGIONAL COUNCIL	ENVIRONMENTAL WELL-BEING	ENVIRONMENTAL FLOWS: PROGRESS MADE ON REVIEWING OF ENVIRONMENTAL FLOWS ON KEY RIVERS AND STREAMS	ENVIRONMENT/ENVIRONMENTAL ATTITUDES	ENVIRONMENTAL WELL-BEING

Appendix A: List of Community Well-beings Outcomes and Measures by Councils

S.NO.	COUNCIL	OUTCOME	MEASURES	MEASURES BROAD GROUP	WELL-BEINGS
235	CANTERBURY REGIONAL COUNCIL	ENVIRONMENTAL WELL-BEING	AIR QUALITY: MEETING NATIONAL ENVIRONMENT STANDARDS FOR PM10 CONCENTRATIONS IN CHRISTCHURCH, KAIAPOI, RANGIORA, TIMARU, ASHBURTON, GERALDINE, AND WAIMATE TO ENSURE COMPLIANCE WITH NATIONAL ENVIRONMENTAL STANDARDS MEASURING CO, NO2, SO2 CONCENTRATIONS TO ENSURE COMPLIANCE WITH NATIONAL ENVIRONMENTAL STANDARDS	AIR QUALITY	ENVIRONMENTAL WELL-BEING
236	CANTERBURY REGIONAL COUNCIL	ENVIRONMENTAL WELL-BEING	CLEAN HEAT: THE TOTAL NUMBER OF HOMES IN CHRISTCHURCH, TIMARU, KAIAPOI, RANGIORA, ASHBURTON, GERALDINE AND WAIMATE AIRSHEDS CONVERTING TO CLEANER FORMS OF HOME	HOUSE QUALITY	ECONOMIC WELL-BEING
237	CANTERBURY REGIONAL COUNCIL	ENVIRONMENTAL WELL-BEING	BEACHES AND OCEAN: THE PERCENTAGE OF MONITORED BEACHES COMPLYING WITH THE MICROBIOLOGICAL WATER QUALITY GUIDELINES FOR MARINE AND FRESHWATER RECREATIONAL AREAS DURING THE SUMMER RECREATIONAL SEASON, ALL OR MOST OF THE TIME	RIVER, LAKES, COASTAL AND GROUNDWATER	ENVIRONMENTAL WELL-BEING
238	CANTERBURY REGIONAL COUNCIL	ENVIRONMENTAL WELL-BEING	LAND: SOIL QUALITY FACTORS FOR CANTERBURY LAND USES AREA OF LAND RECEIVING EFFECTIVE PROTECTION FROM WIND EROSION	SOIL QUALITY	ENVIRONMENTAL WELL-BEING
239	CANTERBURY REGIONAL COUNCIL	ENVIRONMENTAL WELL-BEING	RESOURCE CONSENTS: THE PERCENTAGE OF RESOURCE CONSENT APPLICATIONS PROCESSED IN COMPLIANCE WITH THE STATUTORY TIME FRAMES SET DOWN IN THE RESOURCE MANAGEMENT ACT 1991. THE PERCENTAGE OF SIGNIFICANT NONCOMPLIANCES RESOLVED	PLANNING/BUILDING CONSENTS	ECONOMIC WELL-BEING
240	CANTERBURY REGIONAL COUNCIL	ENVIRONMENTAL WELL-BEING	HAZARDOUS SUBSTANCES: THE NUMBER OF SITES THAT RECEIVE A SITE ASSESSMENT AND GUIDANCE ON POLLUTION PREVENTION EACH YEAR. THE NUMBER OF TERRITORIAL AUTHORITIES THAT HAVE COMPLETED THE CANTERBURY TARGETED AGRICHEMICAL COLLECTION PROGRAMME	POLLUTION	ENVIRONMENTAL WELL-BEING
241	CANTERBURY REGIONAL COUNCIL	ENVIRONMENTAL WELL-BEING	CONTAMINATED SITES: THE NUMBER OF TERRITORIAL AUTHORITIES WHERE ALL LAND WITH ACTIVITIES LISTED ON THE HAZARDOUS ACTIVITIES AND INDUSTRIES LIST HAS BEEN IDENTIFIED AS REGISTERED AND SCREENED FOR RISK	ENVIRONMENT/ENVIRONMENTAL ATTITUDES	ENVIRONMENTAL WELL-BEING
242	CANTERBURY REGIONAL COUNCIL	ENVIRONMENTAL WELL-BEING	BONESEED: THE AREA OUTSIDE THE PORT HILLS ZONE INFESTED WITH BONESEED SUBJECT TO CONTROL PLAN TO PREVENT SEED SETTING	ARTS/CULTURE/MUSEUM/EVENTS	CULTURAL WELL-BEING
243	CANTERBURY REGIONAL COUNCIL	ENVIRONMENTAL WELL-BEING	WALLABIES: THE NUMBER OF PROPERTIES WITHIN THE WALLABY CONTAINMENT AREA, WHERE WALLABY LEVELS EXCEED LEVEL ON THE GUILFORD WALLABY INFESTATION SCALE, WITH NO CONTROL PROGRAMME IN PLACE. THE NUMBER OF WALLABY POPULATIONS REPORTED ESTABLISHING OUTSIDE THE WALLABY CONTAINMENT AREA	ENVIRONMENT/ENVIRONMENTAL ATTITUDES	ENVIRONMENTAL WELL-BEING
244	CANTERBURY REGIONAL COUNCIL	ENVIRONMENTAL WELL-BEING	HAZARDOUS SUBSTANCES: THE NUMBER OF BUSINESSES THAT RECEIVE A SITE ASSESSMENT AND GUIDANCE ON POLLUTION PREVENTION EACH YEAR THE NUMBER OF TERRITORIAL AUTHORITIES THAT HAVE COMPLETED THE CANTERBURY TARGETED AGRICHEMICAL COLLECTION PROGRAMME	WASTE TO LANDFILL	ENVIRONMENTAL WELL-BEING
245	CANTERBURY REGIONAL COUNCIL	ENVIRONMENTAL WELL-BEING	CONTAMINATED SITES: THE NUMBER OF TERRITORIAL AUTHORITIES WHERE ALL LAND WITH ACTIVITIES LISTED ON THE HAZARDOUS ACTIVITIES AND INDUSTRIES LIST HAS BEEN IDENTIFIED AS REGISTERED AND SCREENED FOR RISK	ENVIRONMENT/ENVIRONMENTAL ATTITUDES	ENVIRONMENTAL WELL-BEING

Appendix A: List of Community Well-beings Outcomes and Measures by Councils

S.NO.	COUNCIL	OUTCOME	MEASURES	MEASURES BROAD GROUP	WELL-BEINGS
246	CANTERBURY REGIONAL COUNCIL	ENVIRONMENTAL WELL-BEING	GROUNDWATER: PROGRESS ON ESTABLISHING SUSTAINABLE ALLOCATION LIMITS FOR KEY GROUNDWATER ALLOCATION ZONES	RIVER, LAKES, COASTAL AND GROUNDWATER	ENVIRONMENTAL WELL-BEING
247	CANTERBURY REGIONAL COUNCIL	ENVIRONMENTAL WELL-BEING	AQUATIC HEALTH: THE PERCENTAGE OF LOWLAND AND FOOTHILL STREAMS WITH FAIR OR BETTER ECOSYSTEM HEALTH	ENVIRONMENT/ENVIRONMENTAL ATTITUDES	ENVIRONMENTAL WELL-BEING
248	CANTERBURY REGIONAL COUNCIL	ENVIRONMENTAL WELL-BEING	ENVIRONMENTAL FLOWS: PROGRESS MADE ON REVIEWING OF ENVIRONMENTAL FLOWS ON KEY RIVERS AND STREAMS	ENVIRONMENT/ENVIRONMENTAL ATTITUDES	ENVIRONMENTAL WELL-BEING
249	CANTERBURY REGIONAL COUNCIL	ENVIRONMENTAL WELL-BEING	ENERGY: KEY AGENCIES RATING OF HOW ENVIRONMENT CANTERBURY IS WORKING WITH THEM IN IMPROVING ENERGY EFFICIENCY	ENERGY USAGE	ENVIRONMENTAL WELL-BEING
250	CANTERBURY REGIONAL COUNCIL	ENVIRONMENTAL WELL-BEING	LAND: PROVISION OF SOIL QUALITY AND EROSION INFORMATION	SOIL QUALITY	ENVIRONMENTAL WELL-BEING
251	CANTERBURY REGIONAL COUNCIL	ENVIRONMENTAL WELL-BEING	LAND: PROVISION OF SOIL QUALITY AND EROSION INFORMATION	SOIL QUALITY	ENVIRONMENTAL WELL-BEING
252	CANTERBURY REGIONAL COUNCIL	ENVIRONMENTAL WELL-BEING	LAND USE: AREA OF THE MAJOR FARMING OR HORTICULTURE LAND USE CLASSES EG DAIRY ARABLE FOR EACH DISTRICT IN THE REGION	PLANNING/BUILDING CONSENTS	ECONOMIC WELL-BEING
253	CANTERBURY REGIONAL COUNCIL	ENVIRONMENTAL WELL-BEING	LAND USE CHANGE: CHANGE OF RURAL LAND TO NON-FARMING USE AS MEASURED BY IDENTIFYING SUBDIVISION OF RURAL LAND TO SMALLHOLDINGS	PLANNING/BUILDING CONSENTS	ECONOMIC WELL-BEING
254	CANTERBURY REGIONAL COUNCIL	ENVIRONMENTAL WELL-BEING	AQUATIC HEALTH: THE PERCENTAGE OF LOWLAND AND FOOTHILL STREAMS WITH FAIR OR BETTER ECOSYSTEM HEALTH	ENVIRONMENT/ENVIRONMENTAL ATTITUDES	ENVIRONMENTAL WELL-BEING
255	CANTERBURY REGIONAL COUNCIL	ENVIRONMENTAL WELL-BEING	ENVIRONMENTAL FLOWS: PROGRESS MADE ON REVIEWING OF ENVIRONMENTAL FLOWS ON KEY RIVERS AND STREAMS	ENVIRONMENT/ENVIRONMENTAL ATTITUDES	ENVIRONMENTAL WELL-BEING
256	CANTERBURY REGIONAL COUNCIL	ENVIRONMENTAL WELL-BEING	BONESEED: THE AREA OUTSIDE THE PORT HILLS ZONE INFESTED WITH BONESEED SUBJECT TO CONTROL PLAN TO PREVENT SEED SETTING	ARTS/CULTURE/MUSEUM/EVENTS	CULTURAL WELL-BEING
257	CANTERBURY REGIONAL COUNCIL	ENVIRONMENTAL WELL-BEING	WALLABIES: THE NUMBER OF PROPERTIES WITHIN THE WALLABY CONTAINMENT AREA, WHERE WALLABY LEVELS EXCEED LEVEL 3 ON THE GUILFORD WALLABY INFESTATION SCALE, WITH NO CONTROL PROGRAMME IN PLACE THE NUMBER OF WALLABY POPULATIONS REPORTED ESTABLISHING OUTSIDE THE WALLABY CONTAINMENT AREA	ENVIRONMENT/ENVIRONMENTAL ATTITUDES	ENVIRONMENTAL WELL-BEING
258	CANTERBURY REGIONAL COUNCIL	ENVIRONMENTAL WELL-BEING	BIODIVERSITY: THE AREA OF INDIGENOUS VEGETATION COVER REMAINING IN CANTERBURY'S THREATENED ENVIRONMENTS	NATIVE VEGETATION	ENVIRONMENTAL WELL-BEING
259	CANTERBURY REGIONAL COUNCIL	CULTURAL WELL-BEING	PERCEPTIONS OF ETHNIC DIVERSITY: QUALITY OF LIFE SURVEY	ARTS/CULTURE/MUSEUM/EVENTS	CULTURAL WELL-BEING
260	CANTERBURY REGIONAL COUNCIL	CULTURAL WELL-BEING	MAORI ANCESTRY AND IWI AFFILIATION: PROPORTION OF THE MAORI POPULATION BY ANCESTRY AND IWI AFFILIATION	POPULATION/ETHNICITY/DEMOGRAPHICS	DEMOGRAPHICS
261	CANTERBURY REGIONAL COUNCIL	CULTURAL WELL-BEING	FIRST LANGUAGE SPEAKERS: PROPORTION OF PEOPLE WHO CAN SPEAK THE FIRST LANGUAGE OF THEIR ETHNIC GROUP BY BIRTHPLACE	POPULATION/ETHNICITY/DEMOGRAPHICS	DEMOGRAPHICS
262	CANTERBURY REGIONAL COUNCIL	CULTURAL WELL-BEING	SPORT AND RECREATION FACILITIES: NUMBER OF VISITS TO COUNCIL-OWNED SPORT AND RECREATION FACILITIES (SPORTS GROUNDS STADIUMS AND SWIMMING POOLS)	SPORTS	SOCIAL WELL-BEING
263	CANTERBURY REGIONAL COUNCIL	CULTURAL WELL-BEING	PUBLIC OPEN SPACE: HECTARES OF PUBLIC OPEN SPACE PER 1000 PEOPLE IN REGION	PARKS/RESERVES/OPEN SPACES	ENVIRONMENTAL WELL-BEING
264	CANTERBURY REGIONAL COUNCIL	CULTURAL WELL-BEING	OPEN SPACES AND WILDERNESS AREAS: HECTARES OF NATIONAL PARKS, FOREST PARKS AND RIVER MARGINS WITHIN THE CANTERBURY CONSERVANCY THAT ARE ACCESSIBLE TO THE PUBLIC	PARKS/RESERVES/OPEN SPACES	ENVIRONMENTAL WELL-BEING

Appendix A: List of Community Well-beings Outcomes and Measures by Councils

S.NO.	COUNCIL	OUTCOME	MEASURES	MEASURES BROAD GROUP	WELL-BEINGS
265	CANTERBURY REGIONAL COUNCIL	CULTURAL WELL-BEING	ACCESS: PERCEPTION OF ACCESS TO OPEN SPACES AND WILDERNESS AREAS	PARKS/RESERVES/OPEN SPACES	ENVIRONMENTAL WELL-BEING
266	CANTERBURY REGIONAL COUNCIL	CULTURAL WELL-BEING	SATISFACTION: VISITOR OVERALL SATISFACTION WITH VISIT TO DOC SITE	TOURISM	ECONOMIC WELL-BEING
267	CANTERBURY REGIONAL COUNCIL	CULTURAL WELL-BEING	OPEN SPACE: USERS' ENJOYMENT OF THE OPEN SPACE LEISURE OPPORTUNITIES AVAILABLE IN THE WAIMAKARIRI RIVER REGIONAL PARK	PARKS/RESERVES/OPEN SPACES	ENVIRONMENTAL WELL-BEING
268	CANTERBURY REGIONAL COUNCIL	CULTURAL WELL-BEING	NAVIGATION SAFETY: THE NUMBER OF REPORTED NAVIGATION SAFETY INCIDENTS IN HARBOURS AND INLAND WATERS	RIVER, LAKES, COASTAL AND GROUNDWATER	ENVIRONMENTAL WELL-BEING
269	CANTERBURY REGIONAL COUNCIL	CULTURAL WELL-BEING	RECREATION NEEDS: PERCEPTION OF RECREATION NEEDS ARE BEING MET	RECREATIONAL FACILITIES	SOCIAL WELL-BEING
270	CANTERBURY REGIONAL COUNCIL	CULTURAL WELL-BEING	BARRIERS TO PARTICIPATION: PERCEPTION OF BARRIERS TO PARTICIPATION IN LEISURE ACTIVITIES	QUALITY OF LIFE	SOCIAL WELL-BEING
271	CANTERBURY REGIONAL COUNCIL	CULTURAL WELL-BEING	WATER QUALITY: THE PERCENTAGE OF SELECTED BATHING SITES AT RIVERS AND LAKES THAT ARE SUITABLE FOR CONTACT RECREATION, ALL OR MOST OF THE TIME THE PERCENTAGE OF MONITORED BEACHES COMPLYING WITH THE MICROBIOLOGICAL WATER QUALITY GUIDELINES FOR MARINE AND FRESHWATER RECREATIONAL AREAS DURING THE SUMMER RECREATIONAL SEASON, ALL OR MOST OF THE TIME	RIVER, LAKES, COASTAL AND GROUNDWATER	ENVIRONMENTAL WELL-BEING
272	CANTERBURY REGIONAL COUNCIL	CULTURAL WELL-BEING	WATER QUALITY: LEVEL OF ANGLER USE AND SATISFACTION WITH LAKES AND RIVERS	RIVER, LAKES, COASTAL AND GROUNDWATER	ENVIRONMENTAL WELL-BEING
273	CANTERBURY REGIONAL COUNCIL	CULTURAL WELL-BEING	TAKING PART IN THE ARTS: PERCEPTION OF EASE TO PARTICIPATE IN THE ARTS	ARTS/CULTURE/MUSEUM/EVENTS	CULTURAL WELL-BEING
274	CANTERBURY REGIONAL COUNCIL	CULTURAL WELL-BEING	CULTURAL ACTIVITIES :TOP CULTURAL ACTIVITIES IN LAST 12 MONTHS	ARTS/CULTURE/MUSEUM/EVENTS	CULTURAL WELL-BEING
275	CANTERBURY REGIONAL COUNCIL	CULTURAL WELL-BEING	CULTURAL EMPLOYMENT: TOTAL NUMBER OF PEOPLE IN PAID CULTURAL EMPLOYMENT AND MEDIAN INCOME OF CULTURAL OCCUPATIONS	LEVEL OF EMPLOYMENT AND BUSINESSES	ECONOMIC WELL-BEING
276	CANTERBURY REGIONAL COUNCIL	CULTURAL WELL-BEING	PERCEPTIONS OF LOOK AND FEEL OF THE CITY AND REGION	ARTS/CULTURE/MUSEUM/EVENTS	CULTURAL WELL-BEING
277	CANTERBURY REGIONAL COUNCIL	CULTURAL WELL-BEING	QUALITY OF LIFE: PERCEPTION OF OVERALL QUALITY OF LIFE	QUALITY OF LIFE	SOCIAL WELL-BEING
278	CANTERBURY REGIONAL COUNCIL	CULTURAL WELL-BEING	HERITAGE BUILDINGS AND SITES: NUMBER OF HERITAGE BUILDINGS AND SITES RETAINED ON HERITAGE RECORDS	HERITAGE/HISTORIC	CULTURAL WELL-BEING
279	CARTERTON DISTRICT COUNCIL	A SAFE DISTRICT	PERCEPTION OF SAFETY BY RESIDENTS IN CARTERTON DISTRICT	CRIME/SAFETY	SOCIAL WELL-BEING
280	CARTERTON DISTRICT COUNCIL	A SAFE DISTRICT	TOTAL CRIME OFFENCES COMMITTED IN THE WAIRARAPA	CRIME/SAFETY	SOCIAL WELL-BEING
281	CARTERTON DISTRICT COUNCIL	A SAFE DISTRICT	NUMBERS OF SERIOUS OR FATAL ROAD CASUALTIES IN THE CARTERTON DISTRICT	ROAD ACCIDENTS/INJURIES	ECONOMIC WELL-BEING
282	CARTERTON DISTRICT COUNCIL	STRONG & POSITIVE LEADERSHIP	NUMBER OF CANDIDATES STANDING FOR LOCAL BODY ELECTIONS IN CARTERTON DISTRICT	ELECTIONS/VOTER TURNOUT	SOCIAL WELL-BEING
283	CARTERTON DISTRICT COUNCIL	A HEALTHY DISTRICT	LIFE EXPECTANCY OF PEOPLE IN THE WAIRARAPA	LIFE EXPECTANCY	DEMOGRAPHICS
284	CARTERTON DISTRICT COUNCIL	A HEALTHY DISTRICT	AMOUNT OF PHYSICAL ACTIVITY UNDERTAKEN BY WAIRARAPA PEOPLE ON WEEKLY BASIS	PHYSICAL ACTIVITY	SOCIAL WELL-BEING
285	CARTERTON DISTRICT COUNCIL	A VIBRANT AND PROSPEROUS ECONOMY	MEDIAN INCOME OF CARTERTON DISTRICT RESIDENTS	INCOME	ECONOMIC WELL-BEING

Appendix A: List of Community Well-beings Outcomes and Measures by Councils

S.NO.	COUNCIL	OUTCOME	MEASURES	MEASURES BROAD GROUP	WELL-BEINGS
286	CARTERTON DISTRICT COUNCIL	A VIBRANT AND PROSPEROUS ECONOMY	BUILDING CONSENTS ISSUED IN CARTERTON DISTRICT	PLANNING/BUILDING CONSENTS	ECONOMIC WELL-BEING
287	CARTERTON DISTRICT COUNCIL	A VIBRANT AND PROSPEROUS ECONOMY	SUBDIVISION CONSENTS APPROVED IN CARTERTON DISTRICT	PLANNING/BUILDING CONSENTS	ECONOMIC WELL-BEING
288	CARTERTON DISTRICT COUNCIL	A DISTRICT WHICH PROMOTES SUSTAINABLE INFRASTRUCTURE AND SERVICES	ASSET & RESERVE MANAGEMENT PLANS	PARKS/RESERVES/OPEN SPACES	ENVIRONMENTAL WELL-BEING
289	CARTERTON DISTRICT COUNCIL	A DISTRICT WHICH VALUES AND PROTECTS ITS NATURAL ENVIRONMENT	WASTE TO LANDFILL	WASTE TO LANDFILL	ENVIRONMENTAL WELL-BEING
290	CARTERTON DISTRICT COUNCIL	A DISTRICT WHICH VALUES AND PROTECTS ITS NATURAL ENVIRONMENT	WASTE RECYCLED	RECYCLING/GREEN WASTE	ENVIRONMENTAL WELL-BEING
291	CARTERTON DISTRICT COUNCIL	A DISTRICT WHICH VALUES AND PROTECTS ITS NATURAL ENVIRONMENT	OPEN SPACE AVAILABLE IN THE CARTERTON DISTRICT	PARKS/RESERVES/OPEN SPACES	ENVIRONMENTAL WELL-BEING
292	CARTERTON DISTRICT COUNCIL	A DISTRICT WHICH ENJOYS CREATIVITY AND RECREATION	NUMBER OF CHILDREN AGED 3 TO 18 WHO COMPLETED THE SUMMER READING PROGRAMME	CHILD SAFETY & DEVELOPMENT	SOCIAL WELL-BEING
293	CARTERTON DISTRICT COUNCIL	A DISTRICT WHICH ENJOYS CREATIVITY AND RECREATION	NUMBER OF PEOPLE USING THE OUTDOOR SWIMMING COMPLEX	COUNCIL FACILITIES	SOCIAL WELL-BEING
294	CARTERTON DISTRICT COUNCIL	A DISTRICT WHICH ENCOURAGES LIFELONG LEARNING	EDUCATIONAL ATTAINMENT OF CARTERTON DISTRICT RESIDENTS	QUALIFICATION/SCHOOL	SOCIAL WELL-BEING
295	CARTERTON DISTRICT COUNCIL	A DISTRICT WHICH ENCOURAGES LIFELONG LEARNING	LIBRARY REGISTERED BORROWERS WITH THE WAIRARAPA LIBRARY SERVICE	LIBRARY	SOCIAL WELL-BEING
296	CENTRAL HAWKES BAY DISTRICT COUNCIL	A LIFETIME OF GOOD HEALTH AND WELL-BEING	LEVELS OF AIR AND WATER QUALITY	RIVER, LAKES, COASTAL AND GROUNDWATER	ENVIRONMENTAL WELL-BEING
297	CENTRAL HAWKES BAY DISTRICT COUNCIL	A LIFETIME OF GOOD HEALTH AND WELL-BEING	DRUG AND ALCOHOL USE	CRIME/SAFETY	SOCIAL WELL-BEING
298	CENTRAL HAWKES BAY DISTRICT COUNCIL	A LIFETIME OF GOOD HEALTH AND WELL-BEING	DEVELOPMENT OF SEWERAGE FACILITIES AND SERVICES	SEWERAGE/WASTEWATER	ENVIRONMENTAL WELL-BEING
299	CENTRAL HAWKES BAY DISTRICT COUNCIL	A LIFETIME OF GOOD HEALTH AND WELL-BEING	RESIDENTS LEVEL OF SATISFACTION WITH HEALTH SERVICES AND PROFESSIONALS IN COMMUNITY	HEALTH/HEALTH SERVICES	SOCIAL WELL-BEING
300	CENTRAL HAWKES BAY DISTRICT COUNCIL	A LIFETIME OF GOOD HEALTH AND WELL-BEING	NUMBER AND TYPE OF HOSPITAL ADMISSIONS	HOSPITALISATIONS	ECONOMIC WELL-BEING
301	CENTRAL HAWKES BAY DISTRICT COUNCIL	AN ENVIRONMENT THAT IS SUSTAINED FOR FUTURE GENERATIONS	STATE OF THE ENVIRONMENT REPORT - MONITORS THE OVERALL STATE OF THE LOCAL PHYSICAL ENVIRONMENT (GROUNDWATER/SURFACE WATER/COASTLINE/AIR QUALITY/LAND-SOILS/NATURAL HAZARDS/BUILT ENVIRONMENT)	AIR QUALITY	ENVIRONMENTAL WELL-BEING
302	CENTRAL HAWKES BAY DISTRICT COUNCIL	AN ENVIRONMENT THAT IS SUSTAINED FOR FUTURE GENERATIONS	RESIDENTS LEVEL OF SATISFACTION WITH NATURAL FEATURES AROUND THEIR COMMUNITY (BEACHES, TRACKS, WETLANDS, MOUNTAINS)	NATURAL FEATURES	ENVIRONMENTAL WELL-BEING
303	CENTRAL HAWKES BAY DISTRICT COUNCIL	AN ENVIRONMENT THAT IS SUSTAINED FOR FUTURE GENERATIONS	RESIDENTS LEVEL OF CONCERN WITH NOISE AIR OR GENERAL POLLUTION IN THEIR COMMUNITY	AIR QUALITY	ENVIRONMENTAL WELL-BEING
304	CENTRAL HAWKES BAY DISTRICT COUNCIL	AN ENVIRONMENT THAT IS SUSTAINED FOR FUTURE GENERATIONS	TREND IN TONNAGE OF RECYCLABLES COLLECTED	RECYCLING/GREEN WASTE	ENVIRONMENTAL WELL-BEING

Appendix A: List of Community Well-beings Outcomes and Measures by Councils

S.NO.	COUNCIL	OUTCOME	MEASURES	MEASURES BROAD GROUP	WELL-BEINGS
305	CENTRAL HAWKES BAY DISTRICT COUNCIL	AN ENVIRONMENT THAT IS SUSTAINED FOR FUTURE GENERATIONS	TREND IN TONNAGE OF REFUSE DISPOSED TO LANDFILL	WASTE TO LANDFILL	ENVIRONMENTAL WELL-BEING
306	CENTRAL HAWKES BAY DISTRICT COUNCIL	SAFE AND SECURE COMMUNITIES	REPORTED CRIME STATISTICS	CRIME/SAFETY	SOCIAL WELL-BEING
307	CENTRAL HAWKES BAY DISTRICT COUNCIL	SAFE AND SECURE COMMUNITIES	YOUTH OFFENDING STATISTICS	YOUTH	SOCIAL WELL-BEING
308	CENTRAL HAWKES BAY DISTRICT COUNCIL	SAFE AND SECURE COMMUNITIES	NUMBER OF POLICE IN DISTRICT	CRIME/SAFETY	SOCIAL WELL-BEING
309	CENTRAL HAWKES BAY DISTRICT COUNCIL	SAFE AND SECURE COMMUNITIES	HOW SAFE DO YOU FEEL IN YOUR COMMUNITY?	CRIME/SAFETY	SOCIAL WELL-BEING
310	CENTRAL HAWKES BAY DISTRICT COUNCIL	TRANSPORT INFRASTRUCTURE AND SERVICES THAT ARE SAFE, EFFECTIVE AND INTEGRATED	NUMBER AND TYPE OF ROAD ACCIDENTS	ROAD ACCIDENTS/INJURIES	ECONOMIC WELL-BEING
311	CENTRAL HAWKES BAY DISTRICT COUNCIL	TRANSPORT INFRASTRUCTURE AND SERVICES THAT ARE SAFE EFFECTIVE AND INTEGRATED	NUMBER AND QUALITY OF ROAD IMPROVEMENTS	TRANSPORT	ECONOMIC WELL-BEING
312	CENTRAL HAWKES BAY DISTRICT COUNCIL	TRANSPORT INFRASTRUCTURE AND SERVICES THAT ARE SAFE EFFECTIVE AND INTEGRATED	100% COMPLIANCE WITH LAND TRANSPORT NEW ZEALAND AUDITS	TRANSPORT	ECONOMIC WELL-BEING
313	CENTRAL HAWKES BAY DISTRICT COUNCIL	A STRONG, PROSPEROUS AND THRIVING ECONOMY	RATE OF POPULATION INCREASE	POPULATION/ETHNICITY/DEMOGRAPHICS	DEMOGRAPHICS
314	CENTRAL HAWKES BAY DISTRICT COUNCIL	A STRONG, PROSPEROUS AND THRIVING ECONOMY	GROWTH IN RATING BASE	PLANNING/BUILDING CONSENTS	ECONOMIC WELL-BEING
315	CENTRAL HAWKES BAY DISTRICT COUNCIL	A STRONG, PROSPEROUS AND THRIVING ECONOMY	EMPLOYMENT AND UNEMPLOYMENT RATES	UNEMPLOYMENT	ECONOMIC WELL-BEING
316	CENTRAL HAWKES BAY DISTRICT COUNCIL	A STRONG, PROSPEROUS AND THRIVING ECONOMY	ECONOMIC GROWTH AND ACTIVITY GROWTH	ECONOMIC ACTIVITY	ECONOMIC WELL-BEING
317	CENTRAL HAWKES BAY DISTRICT COUNCIL	A STRONG, PROSPEROUS AND THRIVING ECONOMY	TOURISM ACTIVITY	TOURISM	ECONOMIC WELL-BEING
318	CENTRAL HAWKES BAY DISTRICT COUNCIL	STRONG, REGIONAL LEADERSHIP AND A SENSE OF BELONGING	NUMBER AND TYPE OF LOCAL GOVERNMENT REGIONAL PROJECTS	COUNCIL OPERATIONS	ECONOMIC WELL-BEING
319	CENTRAL HAWKES BAY DISTRICT COUNCIL	STRONG, REGIONAL LEADERSHIP AND A SENSE OF BELONGING	RESIDENTS LEVEL OF SATISFACTION WITH THEIR COUNCIL	DECISION MAKING/CONSULTATION	SOCIAL WELL-BEING
320	CENTRAL HAWKES BAY DISTRICT COUNCIL	STRONG, REGIONAL LEADERSHIP AND A SENSE OF BELONGING	LEVEL OF VOTER TURN OUT AT LOCAL BODY ELECTIONS	ELECTIONS/VOTER TURNOUT	SOCIAL WELL-BEING
321	CENTRAL HAWKES BAY DISTRICT COUNCIL	SUPPORTIVE, CARING AND INCLUSIVE COMMUNITIES	NUMBER OF NEW PARTNERSHIPS BETWEEN COUNCIL AND KEY PROVIDERS	COUNCIL OPERATIONS	ECONOMIC WELL-BEING
322	CENTRAL HAWKES BAY DISTRICT COUNCIL	SUPPORTIVE, CARING AND INCLUSIVE COMMUNITIES	PERCENTAGE OF RESIDENTS WHO FEEL SUPPORTED AND INCLUDED IN THEIR COMMUNITY	COMMUNITY DEVELOPMENT	SOCIAL WELL-BEING
323	CENTRAL HAWKES BAY DISTRICT COUNCIL	COMMUNITIES THAT VALUE AND PROMOTE THEIR UNIQUE CULTURE AND HERITAGE	CHB EARLY SETTLER'S MUSEUM AND CIVIC THEATRE ATTENDANCE NUMBERS AND EXHIBITIONS	ARTS/CULTURE/MUSEUM/EVENTS	CULTURAL WELL-BEING
324	CENTRAL HAWKES BAY DISTRICT COUNCIL	COMMUNITIES THAT VALUE AND PROMOTE THEIR UNIQUE CULTURE AND HERITAGE	DEVELOPMENT OF MAORI CULTURAL FACILITIES AND SERVICES	ARTS/CULTURE/MUSEUM/EVENTS	CULTURAL WELL-BEING
325	CENTRAL HAWKES BAY DISTRICT COUNCIL	COMMUNITIES THAT VALUE AND PROMOTE THEIR UNIQUE CULTURE AND HERITAGE	PERCENTAGE OF RESPONDENTS THAT HAVE UNDERTAKEN ONE OF MORE CULTURAL ACTIVITIES IN THE PREVIOUS FOUR WEEKS	ARTS/CULTURE/MUSEUM/EVENTS	CULTURAL WELL-BEING

Appendix A: List of Community Well-beings Outcomes and Measures by Councils

S.NO.	COUNCIL	OUTCOME	MEASURES	MEASURES BROAD GROUP	WELL-BEINGS
326	CENTRAL HAWKES BAY DISTRICT COUNCIL	COMMUNITIES THAT VALUE AND PROMOTE THEIR UNIQUE CULTURE AND HERITAGE	PERCENTAGE OF TOTAL EMPLOYED HAWKE'S BAY PEOPLE EMPLOYED IN CULTURAL OCCUPATIONS AND INDUSTRIES	LEVEL OF EMPLOYMENT AND BUSINESSES	ECONOMIC WELL-BEING
327	CENTRAL HAWKES BAY DISTRICT COUNCIL	COMMUNITIES THAT VALUE AND PROMOTE THEIR UNIQUE CULTURE AND HERITAGE	PERCENTAGE OF RESPONDENTS THAT HAVE UNDERTAKEN ONE OR MORE TAONGA TUKU IHO ACTIVITIES IN THE PREVIOUS FOUR WEEKS	HEALTH/HEALTH SERVICES	SOCIAL WELL-BEING
328	CENTRAL HAWKES BAY DISTRICT COUNCIL	SAFE AND ACCESSIBLE RECREATIONAL FACILITIES	MONITORING THE NUMBER AND TYPE OF REGIONAL RECREATIONAL FACILITIES	RECREATIONAL FACILITIES	SOCIAL WELL-BEING
329	CENTRAL HAWKES BAY DISTRICT COUNCIL	SAFE AND ACCESSIBLE RECREATIONAL FACILITIES	NUMBER OF NEW RECREATIONAL FACILITIES DEVELOPED	RECREATIONAL FACILITIES	SOCIAL WELL-BEING
330	CENTRAL HAWKES BAY DISTRICT COUNCIL	SAFE AND ACCESSIBLE RECREATIONAL FACILITIES	IMPLEMENTATION OF SPORT HAWKE'S BAY'S NEW REGIONAL SPORT AND ACTIVE LIVING STRATEGY	SPORTS	SOCIAL WELL-BEING
331	CENTRAL OTAGO DISTRICT COUNCIL	A THRIVING ECONOMY	ECONOMIC DEVELOPMENT: PROMOTE CENTRAL OTAGO AS A PLACE TO LIVE HELP BUSINESS GET THROUGH THE LEGISLATIVE REQUIREMENTS WHEN DEVELOPING BUSINESS OPPORTUNITIES	BUSINESS CONFIDENCE	ECONOMIC WELL-BEING
332	CENTRAL OTAGO DISTRICT COUNCIL	A THRIVING ECONOMY	SKILLS DEVELOPMENT: HAVE A WORK FORCE THAT MEETS THE NEEDS OF THE LOCAL INDUSTRY	SKILLED LABOURFORCE	ECONOMIC WELL-BEING
333	CENTRAL OTAGO DISTRICT COUNCIL	A THRIVING ECONOMY	TOURISM: A TOURISM INDUSTRY THAT IS WELL MANAGED WHICH FOCUSES ON OUR NATURAL ENVIRONMENT AND HERITAGE WITH MARKETING PLANS THAT REFLECT THIS	TOURISM	ECONOMIC WELL-BEING
334	CENTRAL OTAGO DISTRICT COUNCIL	A THRIVING ECONOMY	EASE OF DOING BUSINESS: HAVING EASY ACCESS TO INFORMATION, FRIENDLY BUSINESS SERVICES WITH STREAMLINED CONSENT PROCESSES	BUSINESS CONFIDENCE	ECONOMIC WELL-BEING
335	CENTRAL OTAGO DISTRICT COUNCIL	A SAFE AND HEALTHY COMMUNITY	MAINTAIN SERVICES IN LOCAL COMMUNITIES: RETAIN KEY SERVICES AND FACILITIES WHICH ARE APPROPRIATE TO THE LOCAL COMMUNITY WHILE RETAINING VOLUNTEER NETWORKS	VOLUNTEER/UNPAID WORK	SOCIAL WELL-BEING
336	CENTRAL OTAGO DISTRICT COUNCIL	A SAFE AND HEALTHY COMMUNITY	SAFE COMMUNITY: RETAIN OUR SAFE COMMUNITY	CRIME/SAFETY	SOCIAL WELL-BEING
337	CENTRAL OTAGO DISTRICT COUNCIL	A SAFE AND HEALTHY COMMUNITY	HOUSING: HAVE A GOOD SUPPLY OF QUALITY AFFORDABLE ACCOMMODATION AVAILABLE FOR PERMANENT AND SEASONAL WORKERS	HOUSE AFFORDABILITY	ECONOMIC WELL-BEING
338	CENTRAL OTAGO DISTRICT COUNCIL	A SAFE AND HEALTHY COMMUNITY	HEALTH: A GOOD LEVEL OF HEALTH SERVICES BEING MAINTAINED INCLUDING GOOD PRIMARY HEALTH CARE, GP SERVICES AND COMPREHENSIVE SECONDARY HEALTH CARE	HEALTH/HEALTH SERVICES	SOCIAL WELL-BEING
339	CENTRAL OTAGO DISTRICT COUNCIL	A SAFE AND HEALTHY COMMUNITY	EDUCATION: HAVING AN ACCESSIBLE RANGE OF QUALITY EDUCATIONAL SERVICES FOR CENTRAL OTAGO INCLUDING OPPORTUNITIES FOR LIFELONG LEARNING AND TRAINING PROGRAMMES TO MEET INDUSTRY NEEDS	SKILLED LABOURFORCE	ECONOMIC WELL-BEING
340	CENTRAL OTAGO DISTRICT COUNCIL	A SAFE AND HEALTHY COMMUNITY	TRANSPORT AND COMMUNICATIONS: HAVING A WELL CONNECTED COMMUNITY THROUGH A SAFE ROADING SYSTEM, GOOD PUBLIC TRANSPORT AND COMMUNICATIONS NETWORK	ROADING	ECONOMIC WELL-BEING
341	CENTRAL OTAGO DISTRICT COUNCIL	A SAFE AND HEALTHY COMMUNITY	RECREATION: RESPECT LANDOWNER'S RIGHTS, WHILE ENJOYING ACCESS TO OUR LAKES AND RECREATIONAL AREAS ENCOURAGE WALKING AND CYCLING FOR THE COMMUNITY'S HEALTH AND WELL-BEING	HEALTH/HEALTH SERVICES	SOCIAL WELL-BEING
342	CENTRAL OTAGO DISTRICT COUNCIL	A SAFE AND HEALTHY COMMUNITY	ARTS AND CULTURE: PROVIDE PLACES AND SPACES FOR ARTS AND CULTURAL EXPRESSIONS	ARTS/CULTURE/MUSEUM/EVENTS	CULTURAL WELL-BEING

Appendix A: List of Community Well-beings Outcomes and Measures by Councils

S.NO.	COUNCIL	OUTCOME	MEASURES	MEASURES BROAD GROUP	WELL-BEINGS
343	CENTRAL OTAGO DISTRICT COUNCIL	A SAFE AND HEALTHY COMMUNITY	MAORI: CONTINUED SUPPORT TO THE LOCAL MAORI COMMUNITY THROUGH A MAORI COMMUNITY WORKER, USE OF THE LOCAL WHARE AND HAVING AN INCREASED APPRECIATION OF LOCAL MAORI STORIES	CULTURAL ACCEPTANCE	CULTURAL WELL-BEING
344	CENTRAL OTAGO DISTRICT COUNCIL	A SAFE AND HEALTHY COMMUNITY	HERITAGE: CLEAR GUIDELINES FOR ACCESSING, MANAGING AND PRESERVING HERITAGE WITHIN CENTRAL OTAGO WHILE ALSO IDENTIFYING TOURISM OPPORTUNITIES	HERITAGE/HISTORIC	CULTURAL WELL-BEING
345	CENTRAL OTAGO DISTRICT COUNCIL	A SUSTAINABLE ENVIRONMENT	WATER: ENSURING THERE IS AN APPROPRIATE ALLOCATION OF WATER FOR IRRIGATION WHILE ENSURING SUSTAINABLE WATERWAYS PROVIDE CERTAINTY IN THE QUALITY AND AVAILABILITY OF RESIDENTIAL WATER SUPPLIES, AS WELL AS EDUCATION ON WATER CONSERVATION	RIVER, LAKES, COASTAL AND GROUNDWATER	ENVIRONMENTAL WELL-BEING
346	CENTRAL OTAGO DISTRICT COUNCIL	A SUSTAINABLE ENVIRONMENT	AIR: ENCOURAGE CLEAN AIR IN OUR LOCAL COMMUNITIES THROUGH CONSULTATION PROVIDING INFORMATION AND TAKING A BALANCED APPROACH TO ADDRESSING AIR POLLUTION	AIR QUALITY	ENVIRONMENTAL WELL-BEING
347	CENTRAL OTAGO DISTRICT COUNCIL	A SUSTAINABLE ENVIRONMENT	WASTE: MINIMISATION REDUCE THE WASTE WE GENERATE AND INCREASE RECYCLING	RECYCLING/GREEN WASTE	ENVIRONMENTAL WELL-BEING
348	CENTRAL OTAGO DISTRICT COUNCIL	A SUSTAINABLE ENVIRONMENT	MANAGING DEVELOPMENT IMPACTS ON LANDSCAPE AND NATURAL ECOSYSTEMS: UNDERSTAND AND PROTECT THE INHERENT VALUES OF OUR LANDSCAPE AND NATURAL ECOSYSTEMS WHILE HAVING WELL DEFINED AREAS FOR GROWTH	RIVER, LAKES, COASTAL AND GROUNDWATER	ENVIRONMENTAL WELL-BEING
349	CHATHAM ISLAND COUNCIL	SOCIAL WELL-BEING	HOUSING AFFORDABILITY: PERCENTAGE OF HOUSEHOLDS IN PRIVATE DWELLINGS WITH OR WITHOUT A MORTGAGE	HOUSE AFFORDABILITY	ECONOMIC WELL-BEING
350	CHATHAM ISLAND COUNCIL	SOCIAL WELL-BEING	ACCESS TO QUALITY HOUSING PROGRESS MADE ON INVESTIGATING AND IMPLEMENTING THE ESTABLISHMENT OF QUALITY HOUSING ON THE CHATHAM ISLANDS	HOUSE QUALITY	ECONOMIC WELL-BEING
351	CHATHAM ISLAND COUNCIL	SOCIAL WELL-BEING	ACCESS TO HEALTH PROVIDERS: NUMBER OF HEALTH PROVIDERS AVAILABLE TO MEET THE NEEDS OF THE COMMUNITY	HEALTH/HEALTH SERVICES	SOCIAL WELL-BEING
352	CHATHAM ISLAND COUNCIL	SOCIAL WELL-BEING	ACCESS TO EDUCATION OPPORTUNITIES: THE NUMBER OF EDUCATION PROVIDERS AVAILABLE TO THE COMMUNITY	QUALIFICATION/SCHOOL	SOCIAL WELL-BEING
353	CHATHAM ISLAND COUNCIL	SOCIAL WELL-BEING	COMMUNITY SATISFACTION ON WHETHER THE EXISTING INFRASTRUCTURE MEETS THE NEEDS OF THE COMMUNITY	COMMUNITY DEVELOPMENT	SOCIAL WELL-BEING
354	CHATHAM ISLAND COUNCIL	SOCIAL WELL-BEING	NUMBER OF ON-ISLAND OFFENCES RESULTING IN CONVICTIONS IN THE LAST 12 MONTHS	CRIME/SAFETY	SOCIAL WELL-BEING
355	CHATHAM ISLAND COUNCIL	SOCIAL WELL-BEING	SURVEYED PERCEPTIONS ON SAFETY	CRIME/SAFETY	SOCIAL WELL-BEING
356	CHATHAM ISLAND COUNCIL	SOCIAL WELL-BEING	NUMBER OF ROAD ACCIDENTS	ROAD ACCIDENTS/INJURIES	ECONOMIC WELL-BEING
357	CHATHAM ISLAND COUNCIL	SOCIAL WELL-BEING	NUMBER OF EMERGENCY SERVICES AVAILABLE TO THE PUBLIC INCLUDING VOLUNTEER GROUPS	VOLUNTEER/UNPAID WORK	SOCIAL WELL-BEING
358	CHATHAM ISLAND COUNCIL	SOCIAL WELL-BEING	PROGRESS MADE ON REDUCING NATURAL HAZARDS	NATURAL DISASTER/RESILIENCE	ENVIRONMENTAL WELL-BEING
359	CHATHAM ISLAND COUNCIL	SOCIAL WELL-BEING	TOTAL NUMBER OF LIBRARY USERS, PERCENTAGE OF POPULATION	LIBRARY	SOCIAL WELL-BEING
360	CHATHAM ISLAND COUNCIL	SOCIAL WELL-BEING	COMMUNITY SATISFACTION WITH ACCESS TO SPORTS AND RECREATION FACILITIES IE WOMEN'S DARTS, NETBALL, TOUCH RUGBY, YOUTH RUGBY. SQUASH COURTS	SPORTS	SOCIAL WELL-BEING
361	CHATHAM ISLAND COUNCIL	SOCIAL WELL-BEING	COMMUNITY SATISFACTION WITH COUNCIL-CONTROLLED PARKS, RESERVES AND FACILITIES I.E HALL, NKMR, WAITANGI PLAYGROUND	PARKS/RESERVES/OPEN SPACES	ENVIRONMENTAL WELL-BEING
362	CHATHAM ISLAND COUNCIL	SOCIAL WELL-BEING	MEDIAN HOUSEHOLD, FAMILY OR PERSONAL INCOME FOR PEOPLE 15 YEARS AND OVER BY ETHNICITY	INCOME	ECONOMIC WELL-BEING

Appendix A: List of Community Well-beings Outcomes and Measures by Councils

S.NO.	COUNCIL	OUTCOME	MEASURES	MEASURES BROAD GROUP	WELL-BEINGS
363	CHATHAM ISLAND COUNCIL	SOCIAL WELL-BEING	PERCENTAGE OF HOUSEHOLDS THAT ARE IN THE TOP AND BOTTOM NATIONAL HOUSEHOLD INCOME	INCOME	ECONOMIC WELL-BEING
364	CHATHAM ISLAND COUNCIL	SOCIAL WELL-BEING	PERCENTAGE OF PEOPLE IN EMPLOYMENT BY OCCUPATION	LEVEL OF EMPLOYMENT AND BUSINESSES	ECONOMIC WELL-BEING
365	CHATHAM ISLAND COUNCIL	ECONOMIC WELL-BEING	TOURISM -- AMOUNT OF ACCOMMODATION AVAILABLE FOR TOURISM	TOURISM	ECONOMIC WELL-BEING
366	CHATHAM ISLAND COUNCIL	ECONOMIC WELL-BEING	NUMBER OF NEW ONISLAND BUSINESSES IN THE LAST THREE YEARS	NUMBER OF BUSINESSES	ECONOMIC WELL-BEING
367	CHATHAM ISLAND COUNCIL	ECONOMIC WELL-BEING	NUMBER OF ON-ISLAND COMMERCIAL FISHING VESSELS	LEVEL OF EMPLOYMENT AND BUSINESSES	ECONOMIC WELL-BEING
368	CHATHAM ISLAND COUNCIL	ECONOMIC WELL-BEING	PERCENTAGE OF POPULATION CONNECTED TO THE INTERNET	PHONE/MOBILE/INTERNET	ECONOMIC WELL-BEING
369	CHATHAM ISLAND COUNCIL	ECONOMIC WELL-BEING	PERCENTAGE OF WORKFORCE ATTENDING PRACTICAL SKILLS AND WORK-BASED TRAINING PROGRAMMES UNDERTAKEN ON-ISLAND	QUALIFICATION/SCHOOL	SOCIAL WELL-BEING
370	CHATHAM ISLAND COUNCIL	ECONOMIC WELL-BEING	NUMBER OF SHIPPING SERVICING TO THE ISLANDS	EXPORTS	ECONOMIC WELL-BEING
371	CHATHAM ISLAND COUNCIL	ECONOMIC WELL-BEING	NUMBER OF AIR SERVICES TO THE ISLANDS	TOURISM	ECONOMIC WELL-BEING
372	CHATHAM ISLAND COUNCIL	ECONOMIC WELL-BEING	NUMBER OF PARTNERSHIP PROGRAMMES WITH GOVERNMENT DEPARTMENTS OR AGENCIES	COUNCIL OPERATIONS	SOCIAL WELL-BEING
373	CHATHAM ISLAND COUNCIL	ENVIRONMENTAL WELL-BEING	NUMBER OF CONSERVATION BOARD INITIATIVES IN THE 12 LAST MONTHS	ENVIRONMENT/ENVIRONMENTAL ATTITUDES	ENVIRONMENTAL WELL-BEING
374	CHATHAM ISLAND COUNCIL	ENVIRONMENTAL WELL-BEING	NUMBER OF DOC COMMUNITY INITIATIVES IN THE LAST 12 MONTHS	COMMUNITY DEVELOPMENT	SOCIAL WELL-BEING
375	CHATHAM ISLAND COUNCIL	ENVIRONMENTAL WELL-BEING	NUMBER OF COUNCIL ENVIRONMENTAL PROGRAMMES WATER QUALITY, PEST MANAGEMENT, WASTE MANAGEMENT, BIODIVERSITY	RIVER, LAKES, COASTAL AND GROUNDWATER	ENVIRONMENTAL WELL-BEING
376	CHATHAM ISLAND COUNCIL	ENVIRONMENTAL WELL-BEING	NUMBER OF INITIATIVES PROMOTING MARINE PROTECTION IN THE LAST 12 MONTHS	ENVIRONMENT/ENVIRONMENTAL ATTITUDES	ENVIRONMENTAL WELL-BEING
377	CHATHAM ISLAND COUNCIL	ENVIRONMENTAL WELL-BEING	NUMBER OF PUBLIC ACCESSES TO HISTORIC PARKS AND RESERVES	PARKS/RESERVES/OPEN SPACES	ENVIRONMENTAL WELL-BEING
378	CHATHAM ISLAND COUNCIL	ENVIRONMENTAL WELL-BEING	NUMBER OF HISTORIC PLACES THAT ARE REGISTERED	HERITAGE/HISTORIC	CULTURAL WELL-BEING
379	CHATHAM ISLAND COUNCIL	ENVIRONMENTAL WELL-BEING	NUMBER OF PRIVATE PROTECTED SITES	HERITAGE/HISTORIC	CULTURAL WELL-BEING
380	CHATHAM ISLAND COUNCIL	ENVIRONMENTAL WELL-BEING	PERCENTAGE OF THREATENED BIRDS, PLANTS AND FISH ON THE CHATHAM ISLANDS	ENVIRONMENT/ENVIRONMENTAL ATTITUDES	ENVIRONMENTAL WELL-BEING
381	CHATHAM ISLAND COUNCIL	CULTURAL WELL-BEING	NUMBER OF RECOGNISED SITES THAT ARE PROTECTED WHERE TRADITIONAL FOOD GATHERING IS UNDERTAKEN	HERITAGE/HISTORIC	CULTURAL WELL-BEING
382	CHATHAM ISLAND COUNCIL	CULTURAL WELL-BEING	NUMBER OF RAHUI AREAS SET ASIDE FOR RECREATIONAL USE	RECREATIONAL FACILITIES	SOCIAL WELL-BEING
383	CHATHAM ISLAND COUNCIL	CULTURAL WELL-BEING	PERCENTAGE OF PEOPLE WHO IDENTIFIED AS BELONGING TO A MAORI OR MORIORI ETHNIC GROUP	POPULATION/ETHNICITY/DEMOGRAPHICS	DEMOGRAPHICS
384	CHATHAM ISLAND COUNCIL	CULTURAL WELL-BEING	PERCENTAGE OF PEOPLE WHO SPEAK MAORI AND MORIORI LANGUAGE	POPULATION/ETHNICITY/DEMOGRAPHICS	DEMOGRAPHICS
385	CHATHAM ISLAND COUNCIL	CULTURAL WELL-BEING	TOTAL NUMBER OF FACILITIES WHERE ART IS DISPLAYED AND AVAILABLE TO THE PUBLIC	ARTS/CULTURE/MUSEUM/EVENTS	CULTURAL WELL-BEING
386	CHATHAM ISLAND COUNCIL	CULTURAL WELL-BEING	NUMBER OF CULTURAL ACTIVITIES INVOLVING THE ARTS	ARTS/CULTURE/MUSEUM/EVENTS	CULTURAL WELL-BEING
387	CHATHAM ISLAND COUNCIL	CULTURAL WELL-BEING	NUMBER OF MUSEUM DISPLAYS	ARTS/CULTURE/MUSEUM/EVENTS	CULTURAL WELL-BEING
388	CHATHAM ISLAND COUNCIL	CULTURAL WELL-BEING	AMOUNT OF PUBLIC ACCESS TO SITES OF MAORI AND MORIORI SIGNIFICANCE	HERITAGE/HISTORIC	CULTURAL WELL-BEING
389	CHRISTCHURCH CITY COUNCIL	STRONG COMMUNITIES	A SENSE OF COMMUNITY IN PEOPLES NEIGHBOURHOODS	SOCIAL CONNECTION	SOCIAL WELL-BEING
390	CHRISTCHURCH CITY COUNCIL	STRONG COMMUNITIES	LEVELS OF VOLUNTEERING OR UNPAID WORK	VOLUNTEER/UNPAID WORK	SOCIAL WELL-BEING
391	CHRISTCHURCH CITY COUNCIL	STRONG COMMUNITIES	SOMEONE TO TURN TO IN TIMES OF NEED	SOCIAL CONNECTION	SOCIAL WELL-BEING

Appendix A: List of Community Well-beings Outcomes and Measures by Councils

S.NO.	COUNCIL	OUTCOME	MEASURES	MEASURES BROAD GROUP	WELL-BEINGS
392	CHRISTCHURCH CITY COUNCIL	STRONG COMMUNITIES	OPPORTUNITIES FOR RECREATION, SHOPPING AND SOCIALISING IN LOCAL NEIGHBOURHOODS	SOCIAL CONNECTION	SOCIAL WELL-BEING
393	CHRISTCHURCH CITY COUNCIL	STRONG COMMUNITIES	SATISFACTION WITH THE OPPORTUNITIES TO PARTICIPATE IN COUNCIL DECISION MAKING	DECISION MAKING/CONSULTATION	SOCIAL WELL-BEING
394	CHRISTCHURCH CITY COUNCIL	STRONG COMMUNITIES	SATISFACTION THAT THE COUNCIL IS MAKING DECISIONS IN THE BEST INTEREST OF THE CITY	DECISION MAKING/CONSULTATION	SOCIAL WELL-BEING
395	CHRISTCHURCH CITY COUNCIL	STRONG COMMUNITIES	PEOPLE FEEL SAFE IN THEIR HOMES, NEIGHBOURHOODS AND THE CENTRAL CITY AFTER DARK	CRIME/SAFETY	SOCIAL WELL-BEING
396	CHRISTCHURCH CITY COUNCIL	STRONG COMMUNITIES	NOTIFIABLE DISEASES FOR CDHB	HEALTH/HEALTH SERVICES	SOCIAL WELL-BEING
397	CHRISTCHURCH CITY COUNCIL	STRONG COMMUNITIES	ACCIDENTAL INJURIES	ROAD ACCIDENTS/INJURIES	ECONOMIC WELL-BEING
398	CHRISTCHURCH CITY COUNCIL	STRONG COMMUNITIES	AN INCREASING PROPORTION OF PEOPLE PARTICIPATE IN ACTIVE RECREATION AND SPORTING ACTIVITIES	SPORTS	SOCIAL WELL-BEING
399	CHRISTCHURCH CITY COUNCIL	STRONG COMMUNITIES	PREPAREDNESS FOR EMERGENCY	NATURAL DISASTER/RESILIENCE	ENVIRONMENTAL WELL-BEING
400	CHRISTCHURCH CITY COUNCIL	STRONG COMMUNITIES	AWARENESS OF CLIMATE CHANGE	ENVIRONMENT/ENVIRONMENTAL ATTITUDES	ENVIRONMENTAL WELL-BEING
401	CHRISTCHURCH CITY COUNCIL	STRONG COMMUNITIES	IMPORTANCE OF PROTECTING HERITAGE IN THE CITY	HERITAGE/HISTORIC	CULTURAL WELL-BEING
402	CHRISTCHURCH CITY COUNCIL	STRONG COMMUNITIES	CULTURALLY RICH AND DIVERSE ARTS SCENE	ARTS/CULTURE/MUSEUM/EVENTS	CULTURAL WELL-BEING
403	CHRISTCHURCH CITY COUNCIL	STRONG COMMUNITIES	ATTITUDES TO DIVERSITY	ARTS/CULTURE/MUSEUM/EVENTS	CULTURAL WELL-BEING
404	CHRISTCHURCH CITY COUNCIL	LIVEABLE CITY	MORE PEOPLE LIVING IN THE CENTRAL CITY	CBD: CITY CENTRE	SOCIAL WELL-BEING
405	CHRISTCHURCH CITY COUNCIL	LIVEABLE CITY	SATISFACTION WITH THE RANGE OF THINGS TO DO IN THE CENTRAL CITY	CBD: CITY CENTRE	SOCIAL WELL-BEING
406	CHRISTCHURCH CITY COUNCIL	LIVEABLE CITY	CHRISTCHURCH RESIDENTS VISITING THE CENTRAL CITY	CBD: CITY CENTRE	SOCIAL WELL-BEING
407	CHRISTCHURCH CITY COUNCIL	LIVEABLE CITY	VISITORS FROM OUTSIDE OF CHRISTCHURCH ARE STAYING IN THE CENTRAL CITY	TOURISM	ECONOMIC WELL-BEING
408	CHRISTCHURCH CITY COUNCIL	LIVEABLE CITY	OVERALL VISITOR EXPERIENCE IN CHRISTCHURCH	TOURISM	ECONOMIC WELL-BEING
409	CHRISTCHURCH CITY COUNCIL	LIVEABLE CITY	EMPLOYMENT IN THE FOUR AVENUES	LEVEL OF EMPLOYMENT AND BUSINESSES	ECONOMIC WELL-BEING
410	CHRISTCHURCH CITY COUNCIL	LIVEABLE CITY	RETAIL SALES IN THE FOUR AVENUES	CBD: CITY CENTRE	SOCIAL WELL-BEING
411	CHRISTCHURCH CITY COUNCIL	LIVEABLE CITY	SATISFACTION WITH NEW BUILDINGS, STREETSCAPES AND OPEN SPACES	PARKS/RESERVES/OPEN SPACES	ENVIRONMENTAL WELL-BEING
412	CHRISTCHURCH CITY COUNCIL	LIVEABLE CITY	SAFETY IN THE FOUR AVENUES	CRIME/SAFETY	SOCIAL WELL-BEING
413	CHRISTCHURCH CITY COUNCIL	LIVEABLE CITY	EASE OF TRAVEL BY MODE	POPULATION/ETHNICITY/DEMOGRAPHICS	DEMOGRAPHICS
414	CHRISTCHURCH CITY COUNCIL	LIVEABLE CITY	MODE SHARE OF ACTIVE, PUBLIC AND SHARED TRAVEL	POPULATION/ETHNICITY/DEMOGRAPHICS	DEMOGRAPHICS
415	CHRISTCHURCH CITY COUNCIL	LIVEABLE CITY	TRAVEL TO WORK BY ACTIVE, PUBLIC TRANSPORT OR SHARED TRAVEL	TRANSPORT	ECONOMIC WELL-BEING
416	CHRISTCHURCH CITY COUNCIL	LIVEABLE CITY	FREQUENCY OF CYCLING	FOOTPATH/WALKING/CYCLING	ECONOMIC WELL-BEING
417	CHRISTCHURCH CITY COUNCIL	LIVEABLE CITY	CYCLE FRIENDLY CITY	FOOTPATH/WALKING/CYCLING	ECONOMIC WELL-BEING
418	CHRISTCHURCH CITY COUNCIL	LIVEABLE CITY	BUS PATRONAGE	TRANSPORT	ECONOMIC WELL-BEING
419	CHRISTCHURCH CITY COUNCIL	LIVEABLE CITY	RATING OF PUBLIC TRANSPORT	TRANSPORT	ECONOMIC WELL-BEING
420	CHRISTCHURCH CITY COUNCIL	LIVEABLE CITY	SOCIAL COST OF ROAD CRASHES AND INJURIES	ROAD ACCIDENTS/INJURIES	ECONOMIC WELL-BEING
421	CHRISTCHURCH CITY COUNCIL	LIVEABLE CITY	FIRST HOME AFFORDABILITY	HOUSE AFFORDABILITY	ECONOMIC WELL-BEING
422	CHRISTCHURCH CITY COUNCIL	LIVEABLE CITY	RENTAL AFFORDABILITY	HOUSE AFFORDABILITY	ECONOMIC WELL-BEING
423	CHRISTCHURCH CITY COUNCIL	LIVEABLE CITY	AFFORDABILITY OF HOUSING COSTS	HOUSE AFFORDABILITY	ECONOMIC WELL-BEING
424	CHRISTCHURCH CITY COUNCIL	LIVEABLE CITY	PROPORTION OF INFILL DEVELOPMENT	PLANNING/BUILDING CONSENTS	ECONOMIC WELL-BEING

Appendix A: List of Community Well-beings Outcomes and Measures by Councils

S.NO.	COUNCIL	OUTCOME	MEASURES	MEASURES BROAD GROUP	WELL-BEINGS
425	CHRISTCHURCH CITY COUNCIL	LIVEABLE CITY	HOUSING QUALITY - PROBLEMS WITH DAMP AND MOULD	HOUSE QUALITY	ECONOMIC WELL-BEING
426	CHRISTCHURCH CITY COUNCIL	LIVEABLE CITY	SATISFACTION WITH THE RANGE OF HOUSING TO MEET CURRENT NEEDS	HOUSE AFFORDABILITY	ECONOMIC WELL-BEING
427	CHRISTCHURCH CITY COUNCIL	LIVEABLE CITY	SUITABILITY OF DWELLING TYPE	HOUSE QUALITY	ECONOMIC WELL-BEING
428	CHRISTCHURCH CITY COUNCIL	LIVEABLE CITY	SUITABILITY OF LOCATION OF HOME	HOUSE AFFORDABILITY	ECONOMIC WELL-BEING
429	CHRISTCHURCH CITY COUNCIL	LIVEABLE CITY	SENSE OF PRIDE IN CHRISTCHURCH	COMMUNITY DEVELOPMENT	SOCIAL WELL-BEING
430	CHRISTCHURCH CITY COUNCIL	LIVEABLE CITY	CHRISTCHURCH AS A PLACE TO LIVE, WORK, PLAY AND VISIT	TOURISM	ECONOMIC WELL-BEING
431	CHRISTCHURCH CITY COUNCIL	LIVEABLE CITY	IMPORTANCE OF THE GARDEN CITY IMAGE	ENVIRONMENT/ENVIRONMENTAL ATTITUDES	ENVIRONMENTAL WELL-BEING
432	CHRISTCHURCH CITY COUNCIL	HEALTHY ENVIRONMENT	QUALITY OF CHRISTCHURCH WATERWAYS	RIVER, LAKES, COASTAL AND GROUNDWATER	ENVIRONMENTAL WELL-BEING
433	CHRISTCHURCH CITY COUNCIL	HEALTHY ENVIRONMENT	AVON HEATHCOTE ESTUARY /IHUTAI WATER QUALITY INDEX	RIVER, LAKES, COASTAL AND GROUNDWATER	ENVIRONMENTAL WELL-BEING
434	CHRISTCHURCH CITY COUNCIL	HEALTHY ENVIRONMENT	LAKE FORSYTH/TE ROTO O WAIREWA AND LAKE ELLESMERE/ TE WAIHORA WATER QUALITY	RIVER, LAKES, COASTAL AND GROUNDWATER	ENVIRONMENTAL WELL-BEING
435	CHRISTCHURCH CITY COUNCIL	HEALTHY ENVIRONMENT	CONTACT RECREATION AT CHRISTCHURCH AND BANKS PENINSULA RIVERS AND BEACHES	RECREATIONAL FACILITIES	SOCIAL WELL-BEING
436	CHRISTCHURCH CITY COUNCIL	HEALTHY ENVIRONMENT	SATISFACTION WITH THE OVERALL QUALITY OF THE WATER SUPPLY IN CHRISTCHURCH	RIVER, LAKES, COASTAL AND GROUNDWATER	ENVIRONMENTAL WELL-BEING
437	CHRISTCHURCH CITY COUNCIL	HEALTHY ENVIRONMENT	PROTOZOA AND BACTERIOLOGICAL COMPLIANCE	ENVIRONMENT/ENVIRONMENTAL ATTITUDES	ENVIRONMENTAL WELL-BEING
438	CHRISTCHURCH CITY COUNCIL	HEALTHY ENVIRONMENT	GROUNDWATER QUALITY	RIVER, LAKES, COASTAL AND GROUNDWATER	ENVIRONMENTAL WELL-BEING
439	CHRISTCHURCH CITY COUNCIL	HEALTHY ENVIRONMENT	WATER SUPPLY ABSTRACTION AND ABSTRACTION PER PERSON	RIVER, LAKES, COASTAL AND GROUNDWATER	ENVIRONMENTAL WELL-BEING
440	CHRISTCHURCH CITY COUNCIL	HEALTHY ENVIRONMENT	QE COVENANTS	ENVIRONMENT/ENVIRONMENTAL ATTITUDES	ENVIRONMENTAL WELL-BEING
441	CHRISTCHURCH CITY COUNCIL	HEALTHY ENVIRONMENT	STATE OF NATIVE BUSH, FORESTS, NATURE RESERVES AND OPEN SPACE	PARKS/RESERVES/OPEN SPACES	ENVIRONMENTAL WELL-BEING
442	CHRISTCHURCH CITY COUNCIL	HEALTHY ENVIRONMENT	STATE OF THE WETLANDS SURFACE WATER, GROUNDWATER AND COASTLINES	RIVER, LAKES, COASTAL AND GROUNDWATER	ENVIRONMENTAL WELL-BEING
443	CHRISTCHURCH CITY COUNCIL	HEALTHY ENVIRONMENT	SATISFACTION WITH CONDITION OF WATERWAYS	RIVER, LAKES, COASTAL AND GROUNDWATER	ENVIRONMENTAL WELL-BEING
444	CHRISTCHURCH CITY COUNCIL	HEALTHY ENVIRONMENT	RESIDENTS ACTIONS TO PROTECT AND ENHANCE THE LOCAL ENVIRONMENT	ENVIRONMENT/ENVIRONMENTAL ATTITUDES	ENVIRONMENTAL WELL-BEING
445	CHRISTCHURCH CITY COUNCIL	HEALTHY ENVIRONMENT	RESIDENTS DECISIONS TO REDUCE THEIR IMPACT ON THE ENVIRONMENT	ENVIRONMENT/ENVIRONMENTAL ATTITUDES	ENVIRONMENTAL WELL-BEING
446	CHRISTCHURCH CITY COUNCIL	HEALTHY ENVIRONMENT	VOLUNTEERING OR DONATING TO NATURAL ENVIRONMENT CAUSES	VOLUNTEER/UNPAID WORK	SOCIAL WELL-BEING
447	CHRISTCHURCH CITY COUNCIL	HEALTHY ENVIRONMENT	IMPORTANCE OF LANDSCAPE TO IDENTITY OF CHRISTCHURCH AND BANKS PENINSULA	NATURAL FEATURES	ENVIRONMENTAL WELL-BEING
448	CHRISTCHURCH CITY COUNCIL	HEALTHY ENVIRONMENT	PROTECTION OF NATIVE PLANTS, BIRDS, ANIMALS AND LANDSCAPES FOR FUTURE GENERATIONS	ENVIRONMENT/ENVIRONMENTAL ATTITUDES	ENVIRONMENTAL WELL-BEING
449	CHRISTCHURCH CITY COUNCIL	HEALTHY ENVIRONMENT	COUNCILS ROLE IN PROTECTING AND ENCOURAGE BIODIVERSITY	ENVIRONMENT/ENVIRONMENTAL ATTITUDES	ENVIRONMENTAL WELL-BEING
450	CHRISTCHURCH CITY COUNCIL	HEALTHY ENVIRONMENT	TOTAL ENERGY CONSUMPTION	ENERGY USAGE	ENVIRONMENTAL WELL-BEING
451	CHRISTCHURCH CITY COUNCIL	HEALTHY ENVIRONMENT	RENEWABLE VERSUS NON-RENEWABLE ENERGY CONSUMPTION	ENERGY USAGE	ENVIRONMENTAL WELL-BEING
452	CHRISTCHURCH CITY COUNCIL	HEALTHY ENVIRONMENT	TOTAL WASTE TO LANDFILL	WASTE TO LANDFILL	ENVIRONMENTAL WELL-BEING

Appendix A: List of Community Well-beings Outcomes and Measures by Councils

S.NO.	COUNCIL	OUTCOME	MEASURES	MEASURES BROAD GROUP	WELL-BEINGS
453	CHRISTCHURCH CITY COUNCIL	PROSPEROUS ECONOMY	OVERALL QUALITY OF LIFE	QUALITY OF LIFE	SOCIAL WELL-BEING
454	CHRISTCHURCH CITY COUNCIL	PROSPEROUS ECONOMY	HIGHEST QUALIFICATION	QUALIFICATION/SCHOOL	SOCIAL WELL-BEING
455	CHRISTCHURCH CITY COUNCIL	PROSPEROUS ECONOMY	SKILLED MIGRANT APPLICATIONS	LEVEL OF EMPLOYMENT AND BUSINESSES	ECONOMIC WELL-BEING
456	CHRISTCHURCH CITY COUNCIL	PROSPEROUS ECONOMY	INNOVATION CITIES INDEX	ARTS/CULTURE/MUSEUM/EVENTS	CULTURAL WELL-BEING
457	CHRISTCHURCH CITY COUNCIL	PROSPEROUS ECONOMY	BUSINESS BIRTHS AS A PERCENTAGE OF TURNOVER	NUMBER OF BUSINESSES	ECONOMIC WELL-BEING
458	CHRISTCHURCH CITY COUNCIL	PROSPEROUS ECONOMY	ABILITY TO MEET THE COST OF EVERYDAY NEEDS	INCOME	ECONOMIC WELL-BEING
459	CHRISTCHURCH CITY COUNCIL	PROSPEROUS ECONOMY	HOUSEHOLD INCOME DISPARITY	INCOME	ECONOMIC WELL-BEING
460	CHRISTCHURCH CITY COUNCIL	PROSPEROUS ECONOMY	UNEMPLOYMENT BY AGE	UNEMPLOYMENT	ECONOMIC WELL-BEING
461	CHRISTCHURCH CITY COUNCIL	PROSPEROUS ECONOMY	NOT IN EMPLOYMENT, EDUCATION OR TRAINING (NEET) RATE FOR YOUNG PEOPLE	NEET: NOT IN EMPLOYMENT, EDUCATION OR TRAINING	ECONOMIC WELL-BEING
462	CHRISTCHURCH CITY COUNCIL	PROSPEROUS ECONOMY	CANTERBURY GROSS DOMESTIC PRODUCT (GDP)	GROSS DOMESTIC PRODUCT (GDP)	ECONOMIC WELL-BEING
463	CHRISTCHURCH CITY COUNCIL	PROSPEROUS ECONOMY	VALUE OF EXPORT GOODS FROM LYTTELTON PORT AND CHRISTCHURCH AIRPORT	EXPORTS	ECONOMIC WELL-BEING
464	CHRISTCHURCH CITY COUNCIL	PROSPEROUS ECONOMY	REGIONAL TOURISM SPEND	TOURISM	ECONOMIC WELL-BEING
465	CHRISTCHURCH CITY COUNCIL	PROSPEROUS ECONOMY	ACCESS TO ULTRA-FAST BROADBAND	PHONE/MOBILE/INTERNET	ECONOMIC WELL-BEING
466	CHRISTCHURCH CITY COUNCIL	PROSPEROUS ECONOMY	CAPACITY OF VISITOR ACCOMMODATION	TOURISM	ECONOMIC WELL-BEING
467	CHRISTCHURCH CITY COUNCIL	PROSPEROUS ECONOMY	SATISFACTION WITH COUNCIL INFRASTRUCTURE	COUNCIL OPERATIONS	ECONOMIC WELL-BEING
468	CHRISTCHURCH CITY COUNCIL	PROSPEROUS ECONOMY	REMAINING LIFE OF WASTEWATER, WATER SUPPLY AND STORMWATER ASSETS	SEWERAGE/WASTEWATER	ENVIRONMENTAL WELL-BEING
469	CLUTHA DISTRICT COUNCIL	WORKING TOWARDS A SAFER AND HEALTHIER COMMUNITY	LIFE EXPECTANCY	LIFE EXPECTANCY	DEMOGRAPHICS
470	CLUTHA DISTRICT COUNCIL	WORKING TOWARDS A SAFER AND HEALTHIER COMMUNITY	PERCEPTION OF SAFETY	CRIME/SAFETY	SOCIAL WELL-BEING
471	CLUTHA DISTRICT COUNCIL	WORKING TOWARDS A SAFER AND HEALTHIER COMMUNITY	REPORTED OFFENCES	CRIME/SAFETY	SOCIAL WELL-BEING
472	CLUTHA DISTRICT COUNCIL	WORKING TOWARDS A SAFER AND HEALTHIER COMMUNITY	PERCEPTION OF AVAILABLE RECREATION OPPORTUNITIES	RECREATIONAL FACILITIES	SOCIAL WELL-BEING
473	CLUTHA DISTRICT COUNCIL	WORKING TOWARDS A SAFER AND HEALTHIER COMMUNITY	PERCEPTION OF THE LEVEL OF SPORTING GOODS AND OPPORTUNITIES	SPORTS	SOCIAL WELL-BEING
474	CLUTHA DISTRICT COUNCIL	WORKING TOWARDS A SAFER AND HEALTHIER COMMUNITY	DEATH RATES	POPULATION/ETHNICITY/DEMOGRAPHICS	DEMOGRAPHICS
475	CLUTHA DISTRICT COUNCIL	WORKING TOWARDS A SAFER AND HEALTHIER COMMUNITY	ACCESS TO GP/'S/DOCTORS	HEALTH/HEALTH SERVICES	SOCIAL WELL-BEING
476	CLUTHA DISTRICT COUNCIL	WORKING TOWARDS A SAFER AND HEALTHIER COMMUNITY	VOLUNTEER FIRE BRIGADE	VOLUNTEER/UNPAID WORK	SOCIAL WELL-BEING
477	CLUTHA DISTRICT COUNCIL	WORKING TOWARDS A SAFER AND HEALTHIER COMMUNITY	ST JOHN EMERGENCY SERVICES	HOSPITALISATIONS	ECONOMIC WELL-BEING
478	CLUTHA DISTRICT COUNCIL	WORKING TOWARDS A SAFER AND HEALTHIER COMMUNITY	CRASH STATISTICS	ROAD ACCIDENTS/INJURIES	ECONOMIC WELL-BEING
479	CLUTHA DISTRICT COUNCIL	WORKING TOWARDS A SAFER AND HEALTHIER COMMUNITY	ACC CLAIMS FOR WORKPLACE INJURIES	ACC CLAIMS	ECONOMIC WELL-BEING
480	CLUTHA DISTRICT COUNCIL	WORKING TOWARDS A SAFER AND HEALTHIER COMMUNITY	ACC ENTITLEMENT CLAIMS	ACC CLAIMS	ECONOMIC WELL-BEING
481	CLUTHA DISTRICT COUNCIL	WORKING TOWARDS A SAFER AND HEALTHIER COMMUNITY	RESIDENTS PREPARED FOR A DISASTER	NATURAL DISASTER/RESILIENCE	ENVIRONMENTAL WELL-BEING

Appendix A: List of Community Well-beings Outcomes and Measures by Councils

S.NO.	COUNCIL	OUTCOME	MEASURES	MEASURES BROAD GROUP	WELL-BEINGS
482	CLUTHA DISTRICT COUNCIL	ENSURING OUR ECONOMY GROWS AND DIVERSIFIES	EMPLOYEE NUMBERS BY INDUSTRY	LEVEL OF EMPLOYMENT AND BUSINESSES	ECONOMIC WELL-BEING
483	CLUTHA DISTRICT COUNCIL	ENSURING OUR ECONOMY GROWS AND DIVERSIFIES	NUMBER OF BUSINESS LOCATIONS IN THE CLUTHA DISTRICT	NUMBER OF BUSINESSES	ECONOMIC WELL-BEING
484	CLUTHA DISTRICT COUNCIL	ENSURING OUR ECONOMY GROWS AND DIVERSIFIES	HOME OWNERSHIP	HOME OWNERSHIP	DEMOGRAPHICS
485	CLUTHA DISTRICT COUNCIL	ENSURING OUR ECONOMY GROWS AND DIVERSIFIES	PROPORTION OF POPULATION LIVING IN CROWDED HOUSING	HOUSE AFFORDABILITY	ECONOMIC WELL-BEING
486	CLUTHA DISTRICT COUNCIL	ENSURING OUR ECONOMY GROWS AND DIVERSIFIES	UNEMPLOYMENT	UNEMPLOYMENT	ECONOMIC WELL-BEING
487	CLUTHA DISTRICT COUNCIL	ENSURING OUR ECONOMY GROWS AND DIVERSIFIES	DEPRIVATION INDEX	DEPRIVATION INDEX	SOCIAL WELL-BEING
488	CLUTHA DISTRICT COUNCIL	ENSURING OUR ECONOMY GROWS AND DIVERSIFIES	HOUSEHOLD EXPENDITURE	INCOME	ECONOMIC WELL-BEING
489	CLUTHA DISTRICT COUNCIL	ENSURING OUR ECONOMY GROWS AND DIVERSIFIES	ACCOMMODATION GUEST NIGHTS	TOURISM	ECONOMIC WELL-BEING
490	CLUTHA DISTRICT COUNCIL	ENSURING OUR ECONOMY GROWS AND DIVERSIFIES	TOTAL AND MEDIAN PERSONAL INCOME	INCOME	ECONOMIC WELL-BEING
491	CLUTHA DISTRICT COUNCIL	ENSURING OUR ECONOMY GROWS AND DIVERSIFIES	POPULATION ON LOW INCOME	INCOME	ECONOMIC WELL-BEING
492	CLUTHA DISTRICT COUNCIL	ENSURING OUR ECONOMY GROWS AND DIVERSIFIES	CHANGE TO NUMBER OF AGRICULTURAL UNITS	ARTS/CULTURE/MUSEUM/EVENTS	CULTURAL WELL-BEING
493	CLUTHA DISTRICT COUNCIL	MAKING SURE THERE'S PLENTY TO SEE AND DO	RESIDENT SATISFACTION WITH COMMUNITY CENTRES OR HALLS	COMMUNITY DEVELOPMENT	SOCIAL WELL-BEING
494	CLUTHA DISTRICT COUNCIL	MAKING SURE THERE'S PLENTY TO SEE AND DO	RESIDENT SATISFACTION WITH RECREATIONAL OPPORTUNITIES	RECREATIONAL FACILITIES	SOCIAL WELL-BEING
495	CLUTHA DISTRICT COUNCIL	MAKING SURE THERE'S PLENTY TO SEE AND DO	RESIDENT SATISFACTION WITH SPORTING FACILITIES AND OPPORTUNITIES	SPORTS	SOCIAL WELL-BEING
496	CLUTHA DISTRICT COUNCIL	MAKING SURE THERE'S PLENTY TO SEE AND DO	RESIDENT SATISFACTION WITH SWIMMING POOLS	COUNCIL FACILITIES	SOCIAL WELL-BEING
497	CLUTHA DISTRICT COUNCIL	MAKING SURE THERE'S PLENTY TO SEE AND DO	SWIMMING POOLS VISITOR NUMBERS	COUNCIL FACILITIES	SOCIAL WELL-BEING
498	CLUTHA DISTRICT COUNCIL	CREATING A SUSTAINABLE ENVIRONMENT THAT'S LIVING UP TO OUR CLEAN GREEN IMAGE	RESIDENT SENSE OF PRIDE FOR THE WAY THEIR AREA OR LOCAL TOWN LOOKS	COMMUNITY DEVELOPMENT	SOCIAL WELL-BEING
499	CLUTHA DISTRICT COUNCIL	CREATING A SUSTAINABLE ENVIRONMENT THAT'S LIVING UP TO OUR CLEAN GREEN IMAGE	AMOUNT OF WASTE TO MT COOEE	POLLUTION	ENVIRONMENTAL WELL-BEING
500	CLUTHA DISTRICT COUNCIL	CREATING A SUSTAINABLE ENVIRONMENT THAT'S LIVING UP TO OUR CLEAN GREEN IMAGE	REGISTERED AND PROTECTED HISTORIC PLACES	HERITAGE/HISTORIC	CULTURAL WELL-BEING
501	CLUTHA DISTRICT COUNCIL	CREATING A SUSTAINABLE ENVIRONMENT THAT'S LIVING UP TO OUR CLEAN GREEN IMAGE	WATER QUALITY IN THE CLUTHA CATCHMENT	RIVER, LAKES, COASTAL AND GROUNDWATER	ENVIRONMENTAL WELL-BEING
502	CLUTHA DISTRICT COUNCIL	DEVELOPING AND MAKING THE MOST OF EDUCATION, TRAINING AND LIFELONG LEARNING OPPORTUNITIES	PARTICIPATION IN EARLY CHILDHOOD EDUCATION	EARLY CHILDHOOD EDUCATION	SOCIAL WELL-BEING

Appendix A: List of Community Well-beings Outcomes and Measures by Councils

S.NO.	COUNCIL	OUTCOME	MEASURES	MEASURES BROAD GROUP	WELL-BEINGS
503	CLUTHA DISTRICT COUNCIL	DEVELOPING AND MAKING THE MOST OF EDUCATION, TRAINING AND LIFELONG LEARNING OPPORTUNITIES	EDUCATION LEVELS OF 25 -- 64 YEAR OLDS IN THE CLUTHA DISTRICT	QUALIFICATION/SCHOOL	SOCIAL WELL-BEING
504	CLUTHA DISTRICT COUNCIL	DEVELOPING AND MAKING THE MOST OF EDUCATION, TRAINING AND LIFELONG LEARNING OPPORTUNITIES	MODERN APPRENTICESHIPS AND INDUSTRY TRAINEES IN THE CLUTHA DISTRICT	APPRENTICESHIPS FOR YOUNG PEOPLE	ECONOMIC WELL-BEING
505	CLUTHA DISTRICT COUNCIL	DEVELOPING AND MAKING THE MOST OF EDUCATION, TRAINING AND LIFELONG LEARNING OPPORTUNITIES	AVAILABILITY OF EARLY CHILDHOOD EDUCATION AND CARE SERVICES	EARLY CHILDHOOD EDUCATION	SOCIAL WELL-BEING
506	CLUTHA DISTRICT COUNCIL	DEVELOPING AND MAKING THE MOST OF EDUCATION, TRAINING AND LIFELONG LEARNING OPPORTUNITIES	EDUCATIONAL ATTAINMENT OF THE ADULT POPULATION	QUALIFICATION/SCHOOL	SOCIAL WELL-BEING
507	CLUTHA DISTRICT COUNCIL	ENCOURAGING STRONG, POSITIVE AND ENTERPRISING COMMUNITIES	UNPAID WORK	VOLUNTEER/UNPAID WORK	SOCIAL WELL-BEING
508	CLUTHA DISTRICT COUNCIL	ENCOURAGING STRONG, POSITIVE AND ENTERPRISING COMMUNITIES	ASSISTANCE TO COMMUNITY GROUPS	COMMUNITY DEVELOPMENT	SOCIAL WELL-BEING
509	CLUTHA DISTRICT COUNCIL	ENCOURAGING STRONG, POSITIVE AND ENTERPRISING COMMUNITIES	CLUTHA COUNTRY WHERE EVERYONE SAYS HELLO	SOCIAL CONNECTION	SOCIAL WELL-BEING
510	CLUTHA DISTRICT COUNCIL	ENCOURAGING STRONG, POSITIVE AND ENTERPRISING COMMUNITIES	SENSE OF COMMUNITY	SOCIAL CONNECTION	SOCIAL WELL-BEING
511	CLUTHA DISTRICT COUNCIL	ENCOURAGING STRONG, POSITIVE AND ENTERPRISING COMMUNITIES	SENSE OF PRIDE FOR THE WAY MY AREA OR LOCAL TOWN LOOKS	COMMUNITY DEVELOPMENT	SOCIAL WELL-BEING
512	CLUTHA DISTRICT COUNCIL	ENCOURAGING STRONG, POSITIVE AND ENTERPRISING COMMUNITIES	THE CLUTHA DISTRICT IS A GREAT PLACE TO LIVE	COMMUNITY DEVELOPMENT	SOCIAL WELL-BEING
513	CLUTHA DISTRICT COUNCIL	ENCOURAGING STRONG, POSITIVE AND ENTERPRISING COMMUNITIES	THOSE WHO SEE OR READ THE COUNCIL NEWSLETTER	COUNCIL FACILITIES	SOCIAL WELL-BEING
514	CLUTHA DISTRICT COUNCIL	ENCOURAGING STRONG, POSITIVE AND ENTERPRISING COMMUNITIES	SATISFACTION WITH THE PERFORMANCE OF THE COUNCIL	COUNCIL OPERATIONS	ECONOMIC WELL-BEING
515	CLUTHA DISTRICT COUNCIL	ENCOURAGING STRONG, POSITIVE AND ENTERPRISING COMMUNITIES	SATISFACTION WITH DECISION MAKING, PLANNING AND LEADERSHIP OF MAYOR AND COUNCILLORS	ELECTED MEMBERS	SOCIAL WELL-BEING
516	CLUTHA DISTRICT COUNCIL	ENCOURAGING STRONG, POSITIVE AND ENTERPRISING COMMUNITIES	SCHOOL LEAVERS RESIDING IN THE CLUTHA DISTRICT	QUALIFICATION/SCHOOL	SOCIAL WELL-BEING
517	CLUTHA DISTRICT COUNCIL	ENCOURAGING STRONG, POSITIVE AND ENTERPRISING COMMUNITIES	VOTER TURNOUT AT LOCAL BODY ELECTIONS	ELECTIONS/VOTER TURNOUT	SOCIAL WELL-BEING
518	CLUTHA DISTRICT COUNCIL	PROVIDING THE INFRASTRUCTURE WE NEED TO MOVE FORWARD	LENGTH OR ROADS STRENGTHENED AND WIDENED, LENGTH OF RESEALS, LENGTH OF SEAL EXTENSIONS	TRANSPORT	ECONOMIC WELL-BEING
519	CLUTHA DISTRICT COUNCIL	PROVIDING THE INFRASTRUCTURE WE NEED TO MOVE FORWARD	TELEPHONE AND INTERNET ACCESS	PHONE/MOBILE/INTERNET	ECONOMIC WELL-BEING
520	CLUTHA DISTRICT COUNCIL	PROVIDING THE INFRASTRUCTURE WE NEED TO MOVE FORWARD	VALUE OF RESIDENTIAL BUILDING CONSENTS	PLANNING/BUILDING CONSENTS	ECONOMIC WELL-BEING
521	CLUTHA DISTRICT COUNCIL	PROVIDING THE INFRASTRUCTURE WE NEED TO MOVE FORWARD	RESIDENT SATISFACTION WITH LOCAL ROADS	TRANSPORT	ECONOMIC WELL-BEING
522	DUNEDIN CITY COUNCIL	WEALTHY COMMUNITY	BUSINESS ENVIRONMENT INDEX (BETTER THAN NATIONAL AVERAGE LEVELS OF ACTIVITY)	BUSINESS CONFIDENCE	ECONOMIC WELL-BEING
523	DUNEDIN CITY COUNCIL	WEALTHY COMMUNITY	GROWTH IN DUNEDIN GDP (%GROWTH)	GROSS DOMESTIC PRODUCT (GDP)	ECONOMIC WELL-BEING

Appendix A: List of Community Well-beings Outcomes and Measures by Councils

S.NO.	COUNCIL	OUTCOME	MEASURES	MEASURES BROAD GROUP	WELL-BEINGS
524	DUNEDIN CITY COUNCIL	WEALTHY COMMUNITY	NUMBER OF NEW BUSINESSES (TOTAL NO OF BUSINESS UNITS:	NUMBER OF BUSINESSES	ECONOMIC WELL-BEING
525	DUNEDIN CITY COUNCIL	WEALTHY COMMUNITY	TOTAL EMPLOYMENT	LEVEL OF EMPLOYMENT AND BUSINESSES	ECONOMIC WELL-BEING
526	DUNEDIN CITY COUNCIL	WEALTHY COMMUNITY	RESIDENTS PERCEPTIONS OF A THRIVING CITY (%AGREE)	POPULATION/ETHNICITY/DEMOGRAPHICS	DEMOGRAPHICS
527	DUNEDIN CITY COUNCIL	WEALTHY COMMUNITY	PRE-TAX AVERAGE HOUSEHOLD INCOME	INCOME	ECONOMIC WELL-BEING
528	DUNEDIN CITY COUNCIL	WEALTHY COMMUNITY	AVERAGE HOURLY EARNINGS	INCOME	ECONOMIC WELL-BEING
529	DUNEDIN CITY COUNCIL	WEALTHY COMMUNITY	EMPLOYMENT GROWTH IN SECTORS SUPPORTED BY EDU (FTE)	LEVEL OF EMPLOYMENT AND BUSINESSES	ECONOMIC WELL-BEING
530	DUNEDIN CITY COUNCIL	WEALTHY COMMUNITY	VISITOR NIGHTS	TOURISM	ECONOMIC WELL-BEING
531	DUNEDIN CITY COUNCIL	WEALTHY COMMUNITY	NET POSITIVE MIGRATION	POPULATION/ETHNICITY/DEMOGRAPHICS	DEMOGRAPHICS
532	DUNEDIN CITY COUNCIL	WEALTHY COMMUNITY	AWARENESS OF DUNEDIN PROMOTION (%AWARE)	ARTS/CULTURE/MUSEUM/EVENTS	CULTURAL WELL-BEING
533	DUNEDIN CITY COUNCIL	WEALTHY COMMUNITY	VALUE OF NEW NON-RESIDENTIAL BUILDING CONSENTS	PLANNING/BUILDING CONSENTS	ECONOMIC WELL-BEING
534	DUNEDIN CITY COUNCIL	WEALTHY COMMUNITY	NUMBER OF TERTIARY STUDENTS (NO OF ENROLMENTS)	TERTIARY QUALIFICATION	SOCIAL WELL-BEING
535	DUNEDIN CITY COUNCIL	WEALTHY COMMUNITY	CONFIDENCE IN COUNCIL DECISION-MAKING	DECISION MAKING/CONSULTATION	SOCIAL WELL-BEING
536	DUNEDIN CITY COUNCIL	ACCESSIBLE CITY	SATISFACTION WITH THE EASE OF PEDESTRIAN ACCESS	TRANSPORT	ECONOMIC WELL-BEING
537	DUNEDIN CITY COUNCIL	ACCESSIBLE CITY	SATISFACTION WITH CENTRAL CITY PARKING PROVISIONS (%SATISFIED)	TRANSPORT	ECONOMIC WELL-BEING
538	DUNEDIN CITY COUNCIL	ACCESSIBLE CITY	LENGTH OF CYCLEWAYS	FOOTPATH/WALKING/CYCLING	ECONOMIC WELL-BEING
539	DUNEDIN CITY COUNCIL	ACCESSIBLE CITY	OVERALL SATISFACTION WITH THE ROAD NETWORK CONDITION (%SATISFIED)	TRANSPORT	ECONOMIC WELL-BEING
540	DUNEDIN CITY COUNCIL	ACCESSIBLE CITY	ROADING NETWORK EFFICIENCY	TRANSPORT	ECONOMIC WELL-BEING
541	DUNEDIN CITY COUNCIL	ACCESSIBLE CITY	PERCEPTIONS OF CONVENIENCE (%AGREE)	CBD: CITY CENTRE	SOCIAL WELL-BEING
542	DUNEDIN CITY COUNCIL	ACCESSIBLE CITY	FREQUENCY OF BUS USE	TRANSPORT	ECONOMIC WELL-BEING
543	DUNEDIN CITY COUNCIL	ACCESSIBLE CITY	NUMBER OF INTERNATIONAL FLIGHTS PER WEEK	TOURISM	ECONOMIC WELL-BEING
544	DUNEDIN CITY COUNCIL	ACCESSIBLE CITY	PASSENGER LOADINGS (INTERNATIONAL AND DOMESTIC)	TOURISM	ECONOMIC WELL-BEING
545	DUNEDIN CITY COUNCIL	ACCESSIBLE CITY	VALUE OF GOODS LOADED AT PORT OTAGO (\$ MILLION)	EXPORTS	ECONOMIC WELL-BEING
546	DUNEDIN CITY COUNCIL	SAFE AND HEALTHY PEOPLE	ACC NEW CLAIMS ALL (CATEGORIES)	ACC CLAIMS	ECONOMIC WELL-BEING
547	DUNEDIN CITY COUNCIL	SAFE AND HEALTHY PEOPLE	ACC NEW CLAIMS (WORK RELATED)	ACC CLAIMS	ECONOMIC WELL-BEING
548	DUNEDIN CITY COUNCIL	SAFE AND HEALTHY PEOPLE	ROAD CASUALTY RATES	ROAD ACCIDENTS/INJURIES	ECONOMIC WELL-BEING
549	DUNEDIN CITY COUNCIL	SAFE AND HEALTHY PEOPLE	TOTAL RECORDED CRIME	CRIME/SAFETY	SOCIAL WELL-BEING
550	DUNEDIN CITY COUNCIL	SAFE AND HEALTHY PEOPLE	CENTRAL CITY SAFETY	CRIME/SAFETY	SOCIAL WELL-BEING
551	DUNEDIN CITY COUNCIL	SAFE AND HEALTHY PEOPLE	NUMBER OF ACTIVE GENERAL PRACTITIONERS PER 100,000 POPULATION [OTAGO]	HEALTH/HEALTH SERVICES	SOCIAL WELL-BEING
552	DUNEDIN CITY COUNCIL	SAFE AND HEALTHY PEOPLE	TOTAL ELECTIVE PATIENT DISCHARGES	HOSPITALISATIONS	ECONOMIC WELL-BEING
553	DUNEDIN CITY COUNCIL	SAFE AND HEALTHY PEOPLE	EXPERIENCE OF BARRIERS TO GENERAL PRACTITIONERS (%NO BARRIER)	HEALTH/HEALTH SERVICES	SOCIAL WELL-BEING
554	DUNEDIN CITY COUNCIL	SAFE AND HEALTHY PEOPLE	CONDITION OF THE WATER SUPPLY NETWORK (UNPLANNED SHUTDOWNS)	RIVER, LAKES, COASTAL AND GROUNDWATER	ENVIRONMENTAL WELL-BEING
555	DUNEDIN CITY COUNCIL	SAFE AND HEALTHY PEOPLE	QUALITY OF METROPOLITAN DRINKING WATER (%RECEIVING A GRADE)	DRINKING WATER	ENVIRONMENTAL WELL-BEING
556	DUNEDIN CITY COUNCIL	SAFE AND HEALTHY PEOPLE	AVAILABILITY OF WATER FOR FIRE-FIGHTING (%OF COMPLIANT HYDRANTS)	RIVER, LAKES, COASTAL AND GROUNDWATER	ENVIRONMENTAL WELL-BEING

Appendix A: List of Community Well-beings Outcomes and Measures by Councils

S.NO.	COUNCIL	OUTCOME	MEASURES	MEASURES BROAD GROUP	WELL-BEINGS
557	DUNEDIN CITY COUNCIL	SAFE AND HEALTHY PEOPLE	CONDITION OF THE WASTEWATER NETWORK (WASTEWATER BLOCKAGES)	SEWERAGE/WASTEWATER	ENVIRONMENTAL WELL-BEING
558	DUNEDIN CITY COUNCIL	SAFE AND HEALTHY PEOPLE	SECONDARY WASTEWATER TREATMENT AT THE TAHUNA PLANT BY 2011	SEWERAGE/WASTEWATER	ENVIRONMENTAL WELL-BEING
559	DUNEDIN CITY COUNCIL	SUSTAINABLE CITY AND ENVIRONMENT	PRIDE IN THE CITY'S LOOK AND FEEL	COMMUNITY DEVELOPMENT	SOCIAL WELL-BEING
560	DUNEDIN CITY COUNCIL	SUSTAINABLE CITY AND ENVIRONMENT	NUMBER OF LISTED BUILDINGS DEMOLISHED (NZHPT)	PLANNING/BUILDING CONSENTS	ECONOMIC WELL-BEING
561	DUNEDIN CITY COUNCIL	SUSTAINABLE CITY AND ENVIRONMENT	NUMBER OF LISTED BUILDINGS (NZHPT)	PLANNING/BUILDING CONSENTS	ECONOMIC WELL-BEING
562	DUNEDIN CITY COUNCIL	SUSTAINABLE CITY AND ENVIRONMENT	PERCEPTION OF THE VALUE OF THE CITY'S ARCHITECTURE (%POSITIVE)	CBD: CITY CENTRE	SOCIAL WELL-BEING
563	DUNEDIN CITY COUNCIL	SUSTAINABLE CITY AND ENVIRONMENT	AREA OF RESERVES IN COUNCIL DEPARTMENT OF CONSERVATION AND PRIVATE QEII COVENANT (HECTARES)	PARKS/RESERVES/OPEN SPACES	ENVIRONMENTAL WELL-BEING
564	DUNEDIN CITY COUNCIL	SUSTAINABLE CITY AND ENVIRONMENT	AIR QUALITY–NUMBER OF DAYS PM10 STANDARDS EXCEEDED	AIR QUALITY	ENVIRONMENTAL WELL-BEING
565	DUNEDIN CITY COUNCIL	SUSTAINABLE CITY AND ENVIRONMENT	RECREATIONAL WATER QUALITY NUMBER OF BEACH CLOSURES	RIVER, LAKES, COASTAL AND GROUNDWATER	ENVIRONMENTAL WELL-BEING
566	DUNEDIN CITY COUNCIL	SUSTAINABLE CITY AND ENVIRONMENT	RECREATIONAL WATER QUALITY NUMBER OF TIMES IT IS NOT SAFE TO SWIM AT POPULAR SWIMMING LOCATIONS	RIVER, LAKES, COASTAL AND GROUNDWATER	ENVIRONMENTAL WELL-BEING
567	DUNEDIN CITY COUNCIL	SUSTAINABLE CITY AND ENVIRONMENT	AREAS OF SIGNIFICANT CONSERVATION VALUE (HECTARES AND KM)	NATURAL FEATURES	ENVIRONMENTAL WELL-BEING
568	DUNEDIN CITY COUNCIL	SUSTAINABLE CITY AND ENVIRONMENT	THE PERCENTAGE AND AMOUNT (TONNES) OF COLLECTED DOMESTIC SOLID WASTE RECYCLED	RECYCLING/GREEN WASTE	ENVIRONMENTAL WELL-BEING
569	DUNEDIN CITY COUNCIL	SUSTAINABLE CITY AND ENVIRONMENT	TOTAL CO ² EMISSIONS (TONNES/YR)	AIR QUALITY	ENVIRONMENTAL WELL-BEING
570	DUNEDIN CITY COUNCIL	SUSTAINABLE CITY AND ENVIRONMENT	DUNEDIN WATER CONSUMPTION (AVERAGE PER RESIDENTIAL UNIT PER DAY)	RIVER, LAKES, COASTAL AND GROUNDWATER	ENVIRONMENTAL WELL-BEING
571	DUNEDIN CITY COUNCIL	CULTURE AND LEARNING	THE PERCENTAGE OF RESIDENTS WITH HIGH SCHOOL QUALIFICATIONS	QUALIFICATION/SCHOOL	SOCIAL WELL-BEING
572	DUNEDIN CITY COUNCIL	CULTURE AND LEARNING	THE PERCENTAGE OF RESIDENTS WITH TERTIARY QUALIFICATIONS	TERTIARY QUALIFICATION	SOCIAL WELL-BEING
573	DUNEDIN CITY COUNCIL	CULTURE AND LEARNING	LEVEL OF PUBLIC LIBRARY ACQUISITIONS PER 1,000 POPULATION	LIBRARY	SOCIAL WELL-BEING
574	DUNEDIN CITY COUNCIL	CULTURE AND LEARNING	PORTION OF RESIDENTS USING THE DUNEDIN PUBLIC LIBRARIES	LIBRARY	SOCIAL WELL-BEING
575	DUNEDIN CITY COUNCIL	CULTURE AND LEARNING	PERCEPTION THAT DUNEDIN IS A CREATIVE CITY (%AGREE)	ARTS/CULTURE/MUSEUM/EVENTS	CULTURAL WELL-BEING
576	DUNEDIN CITY COUNCIL	CULTURE AND LEARNING	DUNEDIN RECOGNISES AND SUPPORTS CULTURAL DIVERSITY (%AGREE)	ARTS/CULTURE/MUSEUM/EVENTS	CULTURAL WELL-BEING
577	DUNEDIN CITY COUNCIL	CULTURE AND LEARNING	THE PERCENTAGE OF MAORI LANGUAGE SPEAKERS	POPULATION/ETHNICITY/DEMOGRAPHICS	DEMOGRAPHICS
578	DUNEDIN CITY COUNCIL	CULTURE AND LEARNING	PERCEPTIONS OF QUALITY OF LIFE (%POSITIVE)	QUALITY OF LIFE	SOCIAL WELL-BEING
579	DUNEDIN CITY COUNCIL	CULTURE AND LEARNING	PERCEPTIONS OF CITY VIBRANCY DUNEDIN IS A FUN CITY (%POSITIVE)	ARTS/CULTURE/MUSEUM/EVENTS	CULTURAL WELL-BEING
580	DUNEDIN CITY COUNCIL	CULTURE AND LEARNING	THE PERCENTAGE OF RESIDENTS WHO HAVE VISITED ANY OF DUNEDIN'S MAJOR CULTURAL FACILITIES (EXCLUDING PUBLIC LIBRARY)	LIBRARY	SOCIAL WELL-BEING
581	DUNEDIN CITY COUNCIL	SUPPORTIVE COMMUNITY	OF POPULATION LIVING IN DEPRIVATION INDEX DECILES (8+)	DEPRIVATION INDEX	SOCIAL WELL-BEING
582	DUNEDIN CITY COUNCIL	SUPPORTIVE COMMUNITY	RESIDENTS SENSE OF COMMUNITY WITH OTHERS IN THE NEIGHBOURHOOD (%AGREE)	SOCIAL CONNECTION	SOCIAL WELL-BEING
583	DUNEDIN CITY COUNCIL	SUPPORTIVE COMMUNITY	COMMUNITY HOUSING UNITS (NO OF DWELLING UNITS)	HOUSE AFFORDABILITY	ECONOMIC WELL-BEING

Appendix A: List of Community Well-beings Outcomes and Measures by Councils

S.NO.	COUNCIL	OUTCOME	MEASURES	MEASURES BROAD GROUP	WELL-BEINGS
584	DUNEDIN CITY COUNCIL	SUPPORTIVE COMMUNITY	THE PERCENTAGE OF RESIDENTS DOING VOLUNTARY WORK	VOLUNTEER/UNPAID WORK	SOCIAL WELL-BEING
585	DUNEDIN CITY COUNCIL	SUPPORTIVE COMMUNITY	PERCEPTION OF DIVERSITY IMPACT OF DIVERSITY (%POSITIVE)	ARTS/CULTURE/MUSEUM/EVENTS	CULTURAL WELL-BEING
586	DUNEDIN CITY COUNCIL	SUPPORTIVE COMMUNITY	NUMBER OF RESIDENTS GAINING CITIZENSHIP	COMMUNITY DEVELOPMENT	SOCIAL WELL-BEING
587	DUNEDIN CITY COUNCIL	SUPPORTIVE COMMUNITY	PERCEPTIONS OF INFLUENCE ON COUNCIL DECISION MAKING (%THAT BELIEVE THEY HAVE SOME INFLUENCE)	DECISION MAKING/CONSULTATION	SOCIAL WELL-BEING
588	DUNEDIN CITY COUNCIL	SUPPORTIVE COMMUNITY	VOTER TURNOUT (LOCAL GOVERNMENT)	ELECTIONS/VOTER TURNOUT	SOCIAL WELL-BEING
589	DUNEDIN CITY COUNCIL	ACTIVE CITY	THE PERCENTAGE PARTICIPATING IN ORGANISED CLUB SPORT AS THEIR MOST FREQUENT LEISURE ACTIVITY	SPORTS	SOCIAL WELL-BEING
590	DUNEDIN CITY COUNCIL	ACTIVE CITY	THE PERCENTAGE PARTICIPATING IN NON-ORGANISED SPORT AS THE MOST FREQUENT LEISURE ACTIVITY	SPORTS	SOCIAL WELL-BEING
591	DUNEDIN CITY COUNCIL	ACTIVE CITY	THE PERCENTAGE OF SPORTSFIELDS IN GRADE 3 (GOOD) CONDITION	SPORTS	SOCIAL WELL-BEING
592	DUNEDIN CITY COUNCIL	ACTIVE CITY	THE PERCENTAGE EXPERIENCING BARRIERS TO LEISURE ACTIVITY	QUALITY OF LIFE	SOCIAL WELL-BEING
593	DUNEDIN CITY COUNCIL	ACTIVE CITY	THE PERCENTAGE SATISFACTION WITH FREE TIME	QUALITY OF LIFE	SOCIAL WELL-BEING
594	DUNEDIN CITY COUNCIL	ACTIVE CITY	PREVALENCE OF SMOKING	HEALTH/HEALTH SERVICES	SOCIAL WELL-BEING
595	DUNEDIN CITY COUNCIL	ACTIVE CITY	BARRIERS TO PHYSICAL ACTIVITY DUE TO FAMILY OR WORK COMMITMENTS (%EXPERIENCING BARRIERS)	PHYSICAL ACTIVITY	SOCIAL WELL-BEING
596	DUNEDIN CITY COUNCIL	ACTIVE CITY	FREQUENCY OF PHYSICAL ACTIVITY (%OF NEARLY EVERYDAY)	PHYSICAL ACTIVITY	SOCIAL WELL-BEING
597	DUNEDIN CITY COUNCIL	ACTIVE CITY	PERCEPTION OF OVERALL HEALTH	HEALTH/HEALTH SERVICES	SOCIAL WELL-BEING
598	DUNEDIN CITY COUNCIL	ACTIVE CITY	COUNCIL SUPPORTED HARD COURT INDOOR RECREATION SPACE (9SQM/CAPITA)	RECREATIONAL FACILITIES	SOCIAL WELL-BEING
599	DUNEDIN CITY COUNCIL	ACTIVE CITY	COUNCIL AQUATIC INDOOR RECREATION SPACE (SQM/CAPITA)	RECREATIONAL FACILITIES	SOCIAL WELL-BEING
600	DUNEDIN CITY COUNCIL	ACTIVE CITY	RATIO OF SPORTSFIELDS TO POPULATION (HECTARES PER 1,000 POPULATION)	SPORTS	SOCIAL WELL-BEING
601	DUNEDIN CITY COUNCIL	ACTIVE CITY	CHILDREN PLAY SPACE WITHIN 800 METRES	CHILD SAFETY & DEVELOPMENT	SOCIAL WELL-BEING
602	DUNEDIN CITY COUNCIL	ACTIVE CITY	PARTICIPATION AT COUNCIL-OWNED POOLS	COUNCIL FACILITIES	SOCIAL WELL-BEING
603	FAR NORTH DISTRICT COUNCIL	PUBLIC HEALTH	REDUCED RISKS TO PUBLIC HEALTH FROM HAZARDS OF POORLY TREATED WATER OR SEWAGE	RIVER, LAKES, COASTAL AND GROUNDWATER	ENVIRONMENTAL WELL-BEING
604	FAR NORTH DISTRICT COUNCIL	PUBLIC HEALTH	ACUTE AND ELECTIVE PATIENT DISCHARGE VOLUMES	HOSPITALISATIONS	ECONOMIC WELL-BEING
605	FAR NORTH DISTRICT COUNCIL	PUBLIC HEALTH	PREVALENCE OF CIGARETTE SMOKING	HEALTH/HEALTH SERVICES	SOCIAL WELL-BEING
606	FAR NORTH DISTRICT COUNCIL	PUBLIC HEALTH	LIFE EXPECTANCY	LIFE EXPECTANCY	DEMOGRAPHICS
607	FAR NORTH DISTRICT COUNCIL	PUBLIC HEALTH	ACCESS TO PRACTITIONERS	HEALTH/HEALTH SERVICES	SOCIAL WELL-BEING
608	FAR NORTH DISTRICT COUNCIL	PUBLIC HEALTH	ACCESS TO PRIMARY AND SECONDARY CARE	HEALTH/HEALTH SERVICES	SOCIAL WELL-BEING
609	FAR NORTH DISTRICT COUNCIL	PUBLIC HEALTH	SUICIDE RATES	SUICIDE/MENTAL HEALTH	SOCIAL WELL-BEING
610	FAR NORTH DISTRICT COUNCIL	PUBLIC HEALTH	OBESITY	HEALTH/HEALTH SERVICES	SOCIAL WELL-BEING
611	FAR NORTH DISTRICT COUNCIL	PUBLIC HEALTH	INDEPENDENT LIFE EXPECTANCY	LIFE EXPECTANCY	DEMOGRAPHICS
612	FAR NORTH DISTRICT COUNCIL	PUBLIC HEALTH	CAUSES OF HOSPITALISATION	HOSPITALISATIONS	ECONOMIC WELL-BEING

Appendix A: List of Community Well-beings Outcomes and Measures by Councils

S.NO.	COUNCIL	OUTCOME	MEASURES	MEASURES BROAD GROUP	WELL-BEINGS
613	FAR NORTH DISTRICT COUNCIL	PUBLIC SAFETY	REDUCTION IN THE NUMBER OF OVERFLOWS AND SPILLS FROM PUBLIC SEWERAGE/WASTEWATER SYSTEMS IN THE DISTRICT	SEWERAGE/WASTEWATER	ENVIRONMENTAL WELL-BEING
614	FAR NORTH DISTRICT COUNCIL	PUBLIC SAFETY	NUMBER OF RECORDED OFFENCES PER 10,000 PEOPLE	CRIME/SAFETY	SOCIAL WELL-BEING
615	FAR NORTH DISTRICT COUNCIL	PUBLIC SAFETY	RECORDED AND RESOLVED CRIMES	CRIME/SAFETY	SOCIAL WELL-BEING
616	FAR NORTH DISTRICT COUNCIL	PUBLIC SAFETY	PERCEPTIONS OF SAFETY	CRIME/SAFETY	SOCIAL WELL-BEING
617	FAR NORTH DISTRICT COUNCIL	PUBLIC SAFETY	ADDRESSING ISSUES SURROUNDING INTENTIONAL INJURY AND CHILD MORTALITY	CHILD SAFETY & DEVELOPMENT	SOCIAL WELL-BEING
618	FAR NORTH DISTRICT COUNCIL	TRANSPORTATION	REDUCTIONS IN NUMBER OF PEOPLE KILLED OR INJURED IN MOTOR VEHICLE CRASHES AS A PROPORTION OF THE TOTAL POPULATION	ROAD ACCIDENTS/INJURIES	ECONOMIC WELL-BEING
619	FAR NORTH DISTRICT COUNCIL	TRANSPORTATION	THE PROPORTION OF SEALED ROADS AS COMPARED TO UNSEALED ROADS	TRANSPORT	ECONOMIC WELL-BEING
620	FAR NORTH DISTRICT COUNCIL	ENVIRONMENT	DRINKING WATER QUALITY	DRINKING WATER	ENVIRONMENTAL WELL-BEING
621	FAR NORTH DISTRICT COUNCIL	ENVIRONMENT	NUMBER OF HOUSEHOLDS ON RETICULATED SEWERAGE	SEWERAGE/WASTEWATER	ENVIRONMENTAL WELL-BEING
622	FAR NORTH DISTRICT COUNCIL	ENVIRONMENT	SOLID WASTE MANAGEMENT AND RECYCLING	RECYCLING/GREEN WASTE	ENVIRONMENTAL WELL-BEING
623	FAR NORTH DISTRICT COUNCIL	ENVIRONMENT	URBAN HOUSING INTENSIFICATION	HOUSE AFFORDABILITY	ECONOMIC WELL-BEING
624	FAR NORTH DISTRICT COUNCIL	ENVIRONMENT	AIR QUALITY	AIR QUALITY	ENVIRONMENTAL WELL-BEING
625	FAR NORTH DISTRICT COUNCIL	ENVIRONMENT	BEACH AND STREAM LAKE / WATER QUALITY	RIVER, LAKES, COASTAL AND GROUNDWATER	ENVIRONMENTAL WELL-BEING
626	FAR NORTH DISTRICT COUNCIL	ENVIRONMENT	BIODIVERSITY	ENVIRONMENT/ENVIRONMENTAL ATTITUDES	ENVIRONMENTAL WELL-BEING
627	FAR NORTH DISTRICT COUNCIL	EDUCATION, TRAINING AND BUSINESS OPPORTUNITIES	PARTICIPATION IN EARLY CHILDHOOD EDUCATION	EARLY CHILDHOOD EDUCATION	SOCIAL WELL-BEING
628	FAR NORTH DISTRICT COUNCIL	EDUCATION, TRAINING AND BUSINESS OPPORTUNITIES	SCHOOL LEAVERS WITH HIGHER QUALIFICATIONS	QUALIFICATION/SCHOOL	SOCIAL WELL-BEING
629	FAR NORTH DISTRICT COUNCIL	EDUCATION, TRAINING AND BUSINESS OPPORTUNITIES	EDUCATIONAL ATTAINMENT OF ADULT POPULATION	QUALIFICATION/SCHOOL	SOCIAL WELL-BEING
630	FAR NORTH DISTRICT COUNCIL	EDUCATION, TRAINING AND BUSINESS OPPORTUNITIES	ADULT LITERACY SKILLS IN ENGLISH	QUALIFICATION/SCHOOL	SOCIAL WELL-BEING
631	FAR NORTH DISTRICT COUNCIL	EDUCATION, TRAINING AND BUSINESS OPPORTUNITIES	GROWTH IN BUSINESS	NUMBER OF BUSINESSES	ECONOMIC WELL-BEING
632	FAR NORTH DISTRICT COUNCIL	EDUCATION, TRAINING AND BUSINESS OPPORTUNITIES	NUMBER OF BUSINESSES AND NUMBER OF EMPLOYEES	LEVEL OF EMPLOYMENT AND BUSINESSES	ECONOMIC WELL-BEING
633	FAR NORTH DISTRICT COUNCIL	EDUCATION, TRAINING AND BUSINESS OPPORTUNITIES	UNEMPLOYMENT RATE	UNEMPLOYMENT	ECONOMIC WELL-BEING
634	FAR NORTH DISTRICT COUNCIL	EDUCATION, TRAINING AND BUSINESS OPPORTUNITIES	PROPORTION OF RESIDENTS WHO FEEL THE FAR NORTH IS A BETTER PLACE TO LIVE THAN IT WAS THREE YEARS AGO	COMMUNITY DEVELOPMENT	SOCIAL WELL-BEING
635	FAR NORTH DISTRICT COUNCIL	CULTURE AND HERITAGE	LANGUAGE RETENTION -- PROPORTION OF PEOPLE WHO CAN SPEAK A FIRST LANGUAGE OF THEIR ETHNIC GROUP	POPULATION/ETHNICITY/DEMOGRAPHICS	DEMOGRAPHICS
636	FAR NORTH DISTRICT COUNCIL	CULTURE AND HERITAGE	MĀORI LANGUAGE SPEAKERS	POPULATION/ETHNICITY/DEMOGRAPHICS	DEMOGRAPHICS

Appendix A: List of Community Well-beings Outcomes and Measures by Councils

S.NO.	COUNCIL	OUTCOME	MEASURES	MEASURES BROAD GROUP	WELL-BEINGS
637	FAR NORTH DISTRICT COUNCIL	CULTURE AND HERITAGE	HOUSEHOLD SPENDING ON ARTS AND CULTURE	ARTS/CULTURE/MUSEUM/EVENTS	CULTURAL WELL-BEING
638	FAR NORTH DISTRICT COUNCIL	CULTURE AND HERITAGE	TREATY OF WAITANGI AND COUNCIL RELATIONSHIPS WITH MĀORI	TREATY OF WAITANGI	CULTURAL WELL-BEING
639	FAR NORTH DISTRICT COUNCIL	CULTURE AND HERITAGE	DEVELOPMENT OF A RICH AND VIBRANT ARTS SECTOR WITHIN THE DISTRICT	ARTS/CULTURE/MUSEUM/EVENTS	CULTURAL WELL-BEING
640	FAR NORTH DISTRICT COUNCIL	SERVICES THAT SUPPORT COMMUNITIES	HOME OWNERSHIP	HOME OWNERSHIP	DEMOGRAPHICS
641	FAR NORTH DISTRICT COUNCIL	SERVICES THAT SUPPORT COMMUNITIES	NUMBER OF VACANT SHOPS	CBD: CITY CENTRE	SOCIAL WELL-BEING
642	FAR NORTH DISTRICT COUNCIL	SERVICES THAT SUPPORT COMMUNITIES	NUMBER OF NEW BUSINESSES ENTERING THE DISTRICT	NUMBER OF BUSINESSES	ECONOMIC WELL-BEING
643	FAR NORTH DISTRICT COUNCIL	SERVICES THAT SUPPORT COMMUNITIES	TOTAL NUMBER OF VOLUNTEERS	VOLUNTEER/UNPAID WORK	SOCIAL WELL-BEING
644	FAR NORTH DISTRICT COUNCIL	SERVICES THAT SUPPORT COMMUNITIES	NUMBER OF COMMUNITY ASSOCIATIONS	COMMUNITY DEVELOPMENT	SOCIAL WELL-BEING
645	FAR NORTH DISTRICT COUNCIL	SERVICES THAT SUPPORT COMMUNITIES	A SENSE OF COMMUNITY	SOCIAL CONNECTION	SOCIAL WELL-BEING
646	GISBORNE DISTRICT	ENVIRONMENTALLY SUSTAINABLE TAIRĀWHITI	AIR QUALITY	AIR QUALITY	ENVIRONMENTAL WELL-BEING
647	GISBORNE DISTRICT	ENVIRONMENTALLY SUSTAINABLE TAIRĀWHITI	BIODIVERSITY GRANT SUCCESSES	ENVIRONMENT/ENVIRONMENTAL ATTITUDES	ENVIRONMENTAL WELL-BEING
648	GISBORNE DISTRICT	ENVIRONMENTALLY SUSTAINABLE TAIRĀWHITI	BROKEN GLASS AUDIT OF STREETS	CBD: CITY CENTRE	SOCIAL WELL-BEING
649	GISBORNE DISTRICT	ENVIRONMENTALLY SUSTAINABLE TAIRĀWHITI	DRINKING WATER QUALITY	DRINKING WATER	ENVIRONMENTAL WELL-BEING
650	GISBORNE DISTRICT	ENVIRONMENTALLY SUSTAINABLE TAIRĀWHITI	HOUSEHOLD WASTE COLLECTED	WASTE TO LANDFILL	ENVIRONMENTAL WELL-BEING
651	GISBORNE DISTRICT	ENVIRONMENTALLY SUSTAINABLE TAIRĀWHITI	PRIDE IN NATURAL AND BUILT ENVIRONMENT	NATURAL FEATURES	ENVIRONMENTAL WELL-BEING
652	GISBORNE DISTRICT	ENVIRONMENTALLY SUSTAINABLE TAIRĀWHITI	RECYCLING	RECYCLING/GREEN WASTE	ENVIRONMENTAL WELL-BEING
653	GISBORNE DISTRICT	ENVIRONMENTALLY SUSTAINABLE TAIRĀWHITI	REFUSE DISPOSED TO LANDFILL AND REFUSE REDUCTION	WASTE TO LANDFILL	ENVIRONMENTAL WELL-BEING
654	GISBORNE DISTRICT	ENVIRONMENTALLY SUSTAINABLE TAIRĀWHITI	SATISFACTION WITH RUBBISH COLLECTION	WASTE TO LANDFILL	ENVIRONMENTAL WELL-BEING
655	GISBORNE DISTRICT	ENVIRONMENTALLY SUSTAINABLE TAIRĀWHITI	SURFACE WATER AND RIVER QUALITY	RIVER, LAKES, COASTAL AND GROUNDWATER	ENVIRONMENTAL WELL-BEING
656	GISBORNE DISTRICT	ENVIRONMENTALLY SUSTAINABLE TAIRĀWHITI	SWIMMING BEACHES WATER QUALITY	RIVER, LAKES, COASTAL AND GROUNDWATER	ENVIRONMENTAL WELL-BEING
657	GISBORNE DISTRICT	ENVIRONMENTALLY SUSTAINABLE TAIRĀWHITI	LOCAL INITIATIVES FOR PROMOTING SUSTAINABLE LIFESTYLES AND REGIONAL DEVELOPMENT	PLANNING/BUILDING CONSENTS	ECONOMIC WELL-BEING
658	GISBORNE DISTRICT	ENVIRONMENTALLY SUSTAINABLE TAIRĀWHITI	SATISFACTION WITH WASTEWATER TREATMENT AND DISPOSAL	SEWERAGE/WASTEWATER	ENVIRONMENTAL WELL-BEING
659	GISBORNE DISTRICT	HEALTHY TAIRĀWHITI	ACTIVE/INACTIVE PEOPLE	PHYSICAL ACTIVITY	SOCIAL WELL-BEING
660	GISBORNE DISTRICT	HEALTHY TAIRĀWHITI	CHRONIC DISEASE RATES	HEALTH/HEALTH SERVICES	SOCIAL WELL-BEING
661	GISBORNE DISTRICT	HEALTHY TAIRĀWHITI	DEDICATED RECREATIONAL SPACE	RECREATIONAL FACILITIES	SOCIAL WELL-BEING
662	GISBORNE DISTRICT	HEALTHY TAIRĀWHITI	DENTAL HEALTH RATES	HEALTH/HEALTH SERVICES	SOCIAL WELL-BEING

Appendix A: List of Community Well-beings Outcomes and Measures by Councils

S.NO.	COUNCIL	OUTCOME	MEASURES	MEASURES BROAD GROUP	WELL-BEINGS
663	GISBORNE DISTRICT	HEALTHY TAIRĀWHITI	HOSPITALISATION ADMISSIONS	HOSPITALISATIONS	ECONOMIC WELL-BEING
664	GISBORNE DISTRICT	HEALTHY TAIRĀWHITI	IMMUNISATION COVERAGE	HEALTH/HEALTH SERVICES	SOCIAL WELL-BEING
665	GISBORNE DISTRICT	HEALTHY TAIRĀWHITI	LIFE EXPECTANCY	LIFE EXPECTANCY	DEMOGRAPHICS
666	GISBORNE DISTRICT	HEALTHY TAIRĀWHITI	MORTALITY RATE	POPULATION/ETHNICITY/DEMOGRAPHICS	DEMOGRAPHICS
667	GISBORNE DISTRICT	HEALTHY TAIRĀWHITI	NUMBER OF REGISTERED HEALTH-CARE PROFESSIONALS	HEALTH/HEALTH SERVICES	SOCIAL WELL-BEING
668	GISBORNE DISTRICT	HEALTHY TAIRĀWHITI	NUMBER OF HOMES RETROFITTED THROUGH THE HEALTHY HOMES COMMUNITY PARTNERSHIP	HOUSE QUALITY	ECONOMIC WELL-BEING
669	GISBORNE DISTRICT	HEALTHY TAIRĀWHITI	SECONDARY MENTAL HEALTH SERVICES	SUICIDE/MENTAL HEALTH	SOCIAL WELL-BEING
670	GISBORNE DISTRICT	HEALTHY TAIRĀWHITI	SMOKING RATES	HEALTH/HEALTH SERVICES	SOCIAL WELL-BEING
671	GISBORNE DISTRICT	HEALTHY TAIRĀWHITI	SEXUALLY TRANSMITTED INFECTION RATES	HEALTH/HEALTH SERVICES	SOCIAL WELL-BEING
672	GISBORNE DISTRICT	CONNECTED TAIRĀWHITI	AIRPORT PASSENGER NUMBERS	TOURISM	ECONOMIC WELL-BEING
673	GISBORNE DISTRICT	CONNECTED TAIRĀWHITI	BUS PASSENGER KM TRAVELLED	TRANSPORT	ECONOMIC WELL-BEING
674	GISBORNE DISTRICT	CONNECTED TAIRĀWHITI	BUS TICKETS SOLD	TRANSPORT	ECONOMIC WELL-BEING
675	GISBORNE DISTRICT	CONNECTED TAIRĀWHITI	HOUSEHOLD ACCESS TO THE INTERNET	PHONE/MOBILE/INTERNET	ECONOMIC WELL-BEING
676	GISBORNE DISTRICT	CONNECTED TAIRĀWHITI	INCREASE IN CYCLE LANES AND WALKWAYS	FOOTPATH/WALKING/CYCLING	ECONOMIC WELL-BEING
677	GISBORNE DISTRICT	CONNECTED TAIRĀWHITI	PEDESTRIAN AND CYCLE INJURIES	FOOTPATH/WALKING/CYCLING	ECONOMIC WELL-BEING
678	GISBORNE DISTRICT	CONNECTED TAIRĀWHITI	RESIDENT SATISFACTION WITH ROADS	TRANSPORT	ECONOMIC WELL-BEING
679	GISBORNE DISTRICT	PROSPEROUS TAIRĀWHITI	ANNUAL ECONOMIC GROWTH	GROSS DOMESTIC PRODUCT (GDP)	ECONOMIC WELL-BEING
680	GISBORNE DISTRICT	PROSPEROUS TAIRĀWHITI	BUSINESS AND PUBLIC CONFIDENCE	BUSINESS CONFIDENCE	ECONOMIC WELL-BEING
681	GISBORNE DISTRICT	PROSPEROUS TAIRĀWHITI	BUSINESS GROWTH	NUMBER OF BUSINESSES	ECONOMIC WELL-BEING
682	GISBORNE DISTRICT	PROSPEROUS TAIRĀWHITI	HOME AFFORDABILITY	HOUSE AFFORDABILITY	ECONOMIC WELL-BEING
683	GISBORNE DISTRICT	PROSPEROUS TAIRĀWHITI	INCOME FROM TOURISM	TOURISM	ECONOMIC WELL-BEING
684	GISBORNE DISTRICT	PROSPEROUS TAIRĀWHITI	MEDIAN INCOME	INCOME	ECONOMIC WELL-BEING
685	GISBORNE DISTRICT	SKILLED AND EDUCATED TAIRĀWHITI	ATTENDANCE STATISTICS	HOSPITALISATIONS	ECONOMIC WELL-BEING
686	GISBORNE DISTRICT	SKILLED AND EDUCATED TAIRĀWHITI	ERO REPORT STANDARDS FOR EARLY CHILDHOOD PRIMARY AND SECONDARY SCHOOLS	EARLY CHILDHOOD EDUCATION	SOCIAL WELL-BEING
687	GISBORNE DISTRICT	SKILLED AND EDUCATED TAIRĀWHITI	HIGHEST QUALIFICATION GAINED	QUALIFICATION/SCHOOL	SOCIAL WELL-BEING
688	GISBORNE DISTRICT	SKILLED AND EDUCATED TAIRĀWHITI	LITERACY AND NUMERACY RATES	QUALIFICATION/SCHOOL	SOCIAL WELL-BEING
689	GISBORNE DISTRICT	SKILLED AND EDUCATED TAIRĀWHITI	NUMBER OF YOUTH LEAVING SCHOOL WITH NO QUALIFICATIONS	QUALIFICATION/SCHOOL	SOCIAL WELL-BEING
690	GISBORNE DISTRICT	SKILLED AND EDUCATED TAIRĀWHITI	TERTIARY STUDY	TERTIARY QUALIFICATION	SOCIAL WELL-BEING
691	GISBORNE DISTRICT	VIBRANT TAIRĀWHITI	NUMBER OF EXHIBITIONS	ARTS/CULTURE/MUSEUM/EVENTS	CULTURAL WELL-BEING
692	GISBORNE DISTRICT	VIBRANT TAIRĀWHITI	FUNDING COMING INTO THE REGION	ECONOMIC ACTIVITY	ECONOMIC WELL-BEING
693	GISBORNE DISTRICT	VIBRANT TAIRĀWHITI	CURRICULUM THEMES FOR LOCAL SCHOOLS	QUALIFICATION/SCHOOL	SOCIAL WELL-BEING
694	GISBORNE DISTRICT	VIBRANT TAIRĀWHITI	NUMBER OF EVENTS HELD AT THE LAWSON FIELD THEATRE, WAR MEMORIAL THEATRE AND THE OUTDOOR THEATRE	ARTS/CULTURE/MUSEUM/EVENTS	CULTURAL WELL-BEING
695	GISBORNE DISTRICT	VIBRANT TAIRĀWHITI	NUMBER OF BUILDINGS AND PLACES INCLUDING WAHI TAPU SITES IN TAIRĀWHITI	PLANNING/BUILDING CONSENTS	ECONOMIC WELL-BEING
696	GISBORNE DISTRICT	VIBRANT TAIRĀWHITI	LIBRARY MEMBERSHIP	LIBRARY	SOCIAL WELL-BEING
697	GISBORNE DISTRICT	VIBRANT TAIRĀWHITI	PROPORTION OF MĀORI-SPEAKING POPULATION	POPULATION/ETHNICITY/DEMOGRAPHICS	DEMOGRAPHICS
698	GISBORNE DISTRICT	VIBRANT TAIRĀWHITI	TAIRĀWHITI MUSEUM VISITOR NUMBERS	TOURISM	ECONOMIC WELL-BEING
699	GISBORNE DISTRICT	VIBRANT TAIRĀWHITI	NUMBER OF LOCAL EVENTS (GENERALLY)	ARTS/CULTURE/MUSEUM/EVENTS	CULTURAL WELL-BEING

Appendix A: List of Community Well-beings Outcomes and Measures by Councils

S.NO.	COUNCIL	OUTCOME	MEASURES	MEASURES BROAD GROUP	WELL-BEINGS
700	GISBORNE DISTRICT	SAFE TAIRĀWHITI	ACC, OSH, WAGE AND OTHER WORKPLACE BENEFIT LEVELS	ACC CLAIMS	ECONOMIC WELL-BEING
701	GISBORNE DISTRICT	SAFE TAIRĀWHITI	CRIME STATISTICS	CRIME/SAFETY	SOCIAL WELL-BEING
702	GISBORNE DISTRICT	SAFE TAIRĀWHITI	FIRES BY TYPE	NATURAL DISASTER/RESILIENCE	ENVIRONMENTAL WELL-BEING
703	GISBORNE DISTRICT	SAFE TAIRĀWHITI	NUMBER OF ALCOHOL LICENCES HELD EACH YEAR	CRIME/SAFETY	SOCIAL WELL-BEING
704	GISBORNE DISTRICT	SAFE TAIRĀWHITI	PERCEPTION OF SAFETY IN PUBLIC PLACES	CRIME/SAFETY	SOCIAL WELL-BEING
705	GISBORNE DISTRICT	EMPOWERED TAIRĀWHITI	DIVERSITY AND NUMBER OF AWARDS PRESENTED TO PEOPLE OF TAIRĀWHITI	ARTS/CULTURE/MUSEUM/EVENTS	CULTURAL WELL-BEING
706	GISBORNE DISTRICT	EMPOWERED TAIRĀWHITI	ELECTED MEMBERS APPROACHABILITY	ELECTED MEMBERS	SOCIAL WELL-BEING
707	GISBORNE DISTRICT	EMPOWERED TAIRĀWHITI	NUMBER OF CANDIDATES PER CAPITA AND PER COUNCIL POSITION	ELECTED MEMBERS	SOCIAL WELL-BEING
708	GISBORNE DISTRICT	EMPOWERED TAIRĀWHITI	PERFORMANCE RATING OF MAYOR AND COUNCILLORS	ELECTED MEMBERS	SOCIAL WELL-BEING
709	GISBORNE DISTRICT	EMPOWERED TAIRĀWHITI	READERSHIP OF INFORMATION PUBLISHED BY COUNCIL	COUNCIL OPERATIONS	ECONOMIC WELL-BEING
710	GISBORNE DISTRICT	EMPOWERED TAIRĀWHITI	VOTER TURNOUT AT ELECTIONS	ELECTIONS/VOTER TURNOUT	SOCIAL WELL-BEING
711	GISBORNE DISTRICT	EMPOWERED TAIRĀWHITI	NUMBER OF CANDIDATES FOR RUNANGA	ELECTED MEMBERS	SOCIAL WELL-BEING
712	GISBORNE DISTRICT	EMPOWERED TAIRĀWHITI	CONTRIBUTION TO LEADERSHIP	COMMUNITY DEVELOPMENT	SOCIAL WELL-BEING
713	GORE DISTRICT COUNCIL	SOUTHLAND IS A GREAT PLACE TO LIVE	NEW ZEALAND HISTORIC PLACES TRUST REGISTRATIONS OF CATEGORY I AND II BUILDINGS AND HISTORIC AREAS IN THE SOUTHLAND REGION BY TERRITORIAL LOCAL AUTHORITY	HERITAGE/HISTORIC	CULTURAL WELL-BEING
714	GORE DISTRICT COUNCIL	SOUTHLAND IS A GREAT PLACE TO LIVE	SOUTHLAND COASTAL HERITAGE INVENTORY PROJECT RESULTS 2008	HERITAGE/HISTORIC	CULTURAL WELL-BEING
715	GORE DISTRICT COUNCIL	SOUTHLAND IS A GREAT PLACE TO LIVE	HERITAGE SITES WITHIN THE SOUTHLAND REGION HAVE BEEN PROGRESSIVELY MADE AVAILABLE TO THE LOCAL COMMUNITY AND VISITORS ALIKE WITH THE DEVELOPMENT OF HERITAGE TRAILS	HERITAGE/HISTORIC	CULTURAL WELL-BEING
716	GORE DISTRICT COUNCIL	SOUTHLAND IS A GREAT PLACE TO LIVE	MUSEUM DEVELOPMENTS WITHIN THE SOUTHLAND REGION ENSURE THAT LOCAL AND REGIONAL HISTORY IS PRESERVED AND PRESENTED FOR THE EDUCATION AND ENJOYMENT OF LOCAL RESIDENTS AND VISITORS ALIKE MUSEUM DEVELOPMENTS WITHIN THE AUGUST 2005 - AUGUST 2008 REPORTING PERIOD	ARTS/CULTURE/MUSEUM/EVENTS	CULTURAL WELL-BEING
717	GORE DISTRICT COUNCIL	SOUTHLAND IS A GREAT PLACE TO LIVE	HERITAGE ACTIVITIES WITHIN THE SOUTHLAND REGION: SOUTHLAND 150TH CELEBRATIONS 2006	HERITAGE/HISTORIC	CULTURAL WELL-BEING
718	GORE DISTRICT COUNCIL	SOUTHLAND IS A GREAT PLACE TO LIVE	COMMUNITY FUNDING WITHIN THE SOUTHLAND REGION	COMMUNITY DEVELOPMENT	ECONOMIC WELL-BEING
719	GORE DISTRICT COUNCIL	SOUTHLAND IS A GREAT PLACE TO LIVE	QUALITY OF LIFE SURVEY 2008	QUALITY OF LIFE	SOCIAL WELL-BEING
720	GORE DISTRICT COUNCIL	A DIVERSE ECONOMY BUILT FROM OUR STRENGTHS FOR GROWTH AND PROSPERITY	REGIONAL GST (\$M)	INCOME	ECONOMIC WELL-BEING
721	GORE DISTRICT COUNCIL	A DIVERSE ECONOMY BUILT FROM OUR STRENGTHS FOR GROWTH AND PROSPERITY	ECONOMIC ACTIVITY	GROSS DOMESTIC PRODUCT (GDP)	ECONOMIC WELL-BEING
722	GORE DISTRICT COUNCIL	A DIVERSE ECONOMY BUILT FROM OUR STRENGTHS FOR GROWTH AND PROSPERITY	EMPLOYEE COUNT	LEVEL OF EMPLOYMENT AND BUSINESSES	ECONOMIC WELL-BEING
723	GORE DISTRICT COUNCIL	A DIVERSE ECONOMY BUILT FROM OUR STRENGTHS FOR GROWTH AND PROSPERITY	UNEMPLOYMENT RATE	UNEMPLOYMENT	ECONOMIC WELL-BEING

Appendix A: List of Community Well-beings Outcomes and Measures by Councils

S.NO.	COUNCIL	OUTCOME	MEASURES	MEASURES BROAD GROUP	WELL-BEINGS
724	GORE DISTRICT COUNCIL	A DIVERSE ECONOMY BUILT FROM OUR STRENGTHS FOR GROWTH AND PROSPERITY	INCOME AVERAGE HOURLY EARNINGS	INCOME	ECONOMIC WELL-BEING
725	GORE DISTRICT COUNCIL	A DIVERSE ECONOMY BUILT FROM OUR STRENGTHS FOR GROWTH AND PROSPERITY	INCOME AVERAGE WEEKLY INCOME	INCOME	ECONOMIC WELL-BEING
726	GORE DISTRICT COUNCIL	SAFE PLACES IN A CARING SOCIETY THAT IS FREE FROM CRIME	ROAD CRASH STATISTICS FOR THE SOUTHLAND REGION 2005 – 2007: ROAD TRAUMA AND CASUALTIES BY ENVIRONMENT PER TERRITORIAL LOCAL AUTHORITY	ROAD ACCIDENTS/INJURIES	ECONOMIC WELL-BEING
727	GORE DISTRICT COUNCIL	SAFE PLACES IN A CARING SOCIETY THAT IS FREE FROM CRIME	ROAD CRASH STATISTICS FOR THE SOUTHLAND REGION 2005 – 2007: CRASH TRENDS PER TERRITORIAL LOCAL AUTHORITY	ROAD ACCIDENTS/INJURIES	ECONOMIC WELL-BEING
728	GORE DISTRICT COUNCIL	SAFE PLACES IN A CARING SOCIETY THAT IS FREE FROM CRIME	RECORDED AND RESOLVED CRIME SOUTHLAND POLICE AREA 2005 – 2007	CRIME/SAFETY	SOCIAL WELL-BEING
729	GORE DISTRICT COUNCIL	SAFE PLACES IN A CARING SOCIETY THAT IS FREE FROM CRIME	PERCENTAGE OF RESIDENTS WHO FEEL SAFE IN THEIR HOMES, NEIGHBOURHOODS AND COMMUNITIES	CRIME/SAFETY	SOCIAL WELL-BEING
730	GORE DISTRICT COUNCIL	WE ARE HEALTHY PEOPLE	LIFE EXPECTANCY AT BIRTH	LIFE EXPECTANCY	DEMOGRAPHICS
731	GORE DISTRICT COUNCIL	WE ARE HEALTHY PEOPLE	REGULAR PHYSICAL ACTIVITY FOR ADULTS BY DISTRICT HEALTH BOARD AREA 2006/07	PHYSICAL ACTIVITY	SOCIAL WELL-BEING
732	GORE DISTRICT COUNCIL	WE ARE HEALTHY PEOPLE	HOUSING QUALITY/AGE/AFFORDABILITY OF HOUSING STOCK	HOUSE AFFORDABILITY	ECONOMIC WELL-BEING
733	GORE DISTRICT COUNCIL	WE ARE HEALTHY PEOPLE	ACCESS TO PRIMARY HEALTH PROVIDERS: CHILDREN AND ADULTS WHO SAW A GENERAL PRACTITIONER IN THE PREVIOUS 12 MONTHS, BY DISTRICT HEALTH BOARD AREA (2006/07 HEALTH SURVEY)	HEALTH/HEALTH SERVICES	SOCIAL WELL-BEING
734	GORE DISTRICT COUNCIL	WE ARE HEALTHY PEOPLE	ACCESS TO PRIMARY HEALTH PROVIDERS UNMET NEED FOR GP SERVICES BY DISTRICT HEALTH BOARD AREA	HEALTH/HEALTH SERVICES	SOCIAL WELL-BEING
735	GORE DISTRICT COUNCIL	WE ARE HEALTHY PEOPLE	PUBLICLY-FUNDED HOSPITAL DISCHARGES BY DIAGNOSIS 2004-2006 BY TERRITORIAL LOCAL AUTHORITY	HEALTH/HEALTH SERVICES	SOCIAL WELL-BEING
736	GORE DISTRICT COUNCIL	WE ARE HEALTHY PEOPLE	GENERAL HEALTH SUMMARY BY DISTRICT HEALTH BOARD AREA 2006/07	HEALTH/HEALTH SERVICES	SOCIAL WELL-BEING
737	GORE DISTRICT COUNCIL	STRONG, EFFECTIVE LEADERSHIP TAKING US INTO THE FUTURE	PARTICIPATION IN 2004 LOCAL AUTHORITY ELECTIONS COMPARED WITH NATIONAL TRENDS VOTER TURNOUT BY SOUTHLAND LOCAL AUTHORITY 2004	ELECTIONS/VOTER TURNOUT	SOCIAL WELL-BEING
738	GORE DISTRICT COUNCIL	STRONG, EFFECTIVE LEADERSHIP TAKING US INTO THE FUTURE	PARTICIPATION IN 2004 LOCAL AUTHORITY ELECTIONS COMPARED WITH NATIONAL TRENDS VOTER TURNOUT FOR MAYORAL ELECTIONS 2004	ELECTIONS/VOTER TURNOUT	SOCIAL WELL-BEING
739	GORE DISTRICT COUNCIL	STRONG, EFFECTIVE LEADERSHIP TAKING US INTO THE FUTURE	VOTER TURNOUT IN THE INVERCARGILL AND CLUTHA-SOUTHLAND ELECTORATES IN THE 2005 GENERAL ELECTION COMPARED WITH NATIONAL TRENDS: A. PARTY VOTES AND TURNOUT BY ELECTORATE 2005 GENERAL ELECTION	ELECTIONS/VOTER TURNOUT	SOCIAL WELL-BEING
740	GORE DISTRICT COUNCIL	STRONG, EFFECTIVE LEADERSHIP TAKING US INTO THE FUTURE	VOTER TURNOUT IN THE INVERCARGILL AND CLUTHA-SOUTHLAND ELECTORATES IN THE 2005 GENERAL ELECTION COMPARED WITH NATIONAL TRENDS: B. ELECTORATE CANDIDATE VOTES AND TURNOUT BY ELECTORATE 2005 GENERAL ELECTION	ELECTIONS/VOTER TURNOUT	SOCIAL WELL-BEING
741	GORE DISTRICT COUNCIL	A TREASURED ENVIRONMENT WHICH WE CARE FOR AND WHICH SUPPORTS US NOW AND INTO THE FUTURE	ENVIRONMENTAL EDUCATION ENVIROSCHOOLS	ENVIRONMENT/ENVIRONMENTAL ATTITUDES	ENVIRONMENTAL WELL-BEING

Appendix A: List of Community Well-beings Outcomes and Measures by Councils

S.NO.	COUNCIL	OUTCOME	MEASURES	MEASURES BROAD GROUP	WELL-BEINGS
742	GORE DISTRICT COUNCIL	A TREASURED ENVIRONMENT WHICH WE CARE FOR AND WHICH SUPPORTS US NOW AND INTO THE FUTURE	AIR QUALITY: SUMMARY OF THE NATIONAL ENVIRONMENTAL STANDARD FOR AIR QUALITY FOR AMBIENT FINE PARTICLES - PARTICULATE MATTER 10 MICRONS MEASURED IN INVERCARGILL AND GORE FROM 2003 to 2007	AIR QUALITY	ENVIRONMENTAL WELL-BEING
743	GORE DISTRICT COUNCIL	A TREASURED ENVIRONMENT WHICH WE CARE FOR AND WHICH SUPPORTS US NOW AND INTO THE FUTURE	DRINKING WATER	DRINKING WATER	ENVIRONMENTAL WELL-BEING
744	GORE DISTRICT COUNCIL	A TREASURED ENVIRONMENT WHICH WE CARE FOR AND WHICH SUPPORTS US NOW AND INTO THE FUTURE	SOUTHLANDS MARINE RESERVES	RIVER, LAKES, COASTAL AND GROUNDWATER	ENVIRONMENTAL WELL-BEING
745	GORE DISTRICT COUNCIL	A TREASURED ENVIRONMENT WHICH WE CARE FOR AND WHICH SUPPORTS US NOW AND INTO THE FUTURE	RECYCLING DEPOTS SOUTHLAND	RECYCLING/GREEN WASTE	ENVIRONMENTAL WELL-BEING
746	GORE DISTRICT COUNCIL	A WELLEDUCATED AND SKILLED COMMUNITY CONTINUALLY SEEKING FURTHER OPPORTUNITIES TO LEARN	EDUCATION PARTICIPATION RATES IN THE SOUTHLAND REGION 2006: NUMBER OF ENROLMENTS IN EARLY CHILDHOOD EDUCATION SERVICES BY TYPE OF SERVICE AT 1 JULY 2006	EARLY CHILDHOOD EDUCATION	SOCIAL WELL-BEING
747	GORE DISTRICT COUNCIL	A WELLEDUCATED AND SKILLED COMMUNITY CONTINUALLY SEEKING FURTHER OPPORTUNITIES TO LEARN	EDUCATION PARTICIPATION RATES IN THE SOUTHLAND REGION 2006: NUMBER OF STUDENTS ENROLLED IN SOUTHLAND BY GOVERNING AUTHORITY AND SCHOOL TYPE AT 1 JULY 2006	QUALIFICATION/SCHOOL	SOCIAL WELL-BEING
748	GORE DISTRICT COUNCIL	A WELLEDUCATED AND SKILLED COMMUNITY CONTINUALLY SEEKING FURTHER OPPORTUNITIES TO LEARN	STUDENTS LEAVING SOUTHLAND SECONDARY SCHOOLS DURING 2005 BY LEVEL OF HIGHEST ATTAINMENT: STUDENTS LEAVING SOUTHLAND SECONDARY SCHOOLS DURING 2005 BY LEVEL OF HIGHEST ATTAINMENT	QUALIFICATION/SCHOOL	SOCIAL WELL-BEING
749	GORE DISTRICT COUNCIL	A WELLEDUCATED AND SKILLED COMMUNITY CONTINUALLY SEEKING FURTHER OPPORTUNITIES TO LEARN	STUDENTS LEAVING SOUTHLAND SECONDARY SCHOOLS DURING 2005 BY LEVEL OF HIGHEST ATTAINMENT: STUDENTS LEAVING SOUTHLAND SECONDARY SCHOOLS DURING 2006 BY LEVEL OF HIGHEST ATTAINMENT	QUALIFICATION/SCHOOL	SOCIAL WELL-BEING
750	GORE DISTRICT COUNCIL	A WELLEDUCATED AND SKILLED COMMUNITY CONTINUALLY SEEKING FURTHER OPPORTUNITIES TO LEARN	HIGHEST QUALIFICATION FOR PEOPLE AGED 15 YEARS AND OVER, SOUTHLAND REGION AND NEW ZEALAND, 2006	QUALIFICATION/SCHOOL	SOCIAL WELL-BEING
751	GORE DISTRICT COUNCIL	A WELLEDUCATED AND SKILLED COMMUNITY CONTINUALLY SEEKING FURTHER OPPORTUNITIES TO LEARN	NUMBER OF PEOPLE PARTICIPATING IN CONTINUING EDUCATION	QUALIFICATION/SCHOOL	SOCIAL WELL-BEING
752	GREY DISTRICT COUNCIL	ENVIRONMENT	SITES WHERE DEVELOPMENT IS MANAGED TO RETAIN NATURAL CHARACTER	NATURAL FEATURES	ENVIRONMENTAL WELL-BEING
753	GREY DISTRICT COUNCIL	ENVIRONMENT	VISITOR LEVEL OF APPRECIATION	TOURISM	ECONOMIC WELL-BEING
754	GREY DISTRICT COUNCIL	ENVIRONMENT	ACCESS TO NATURAL FEATURES	NATURAL FEATURES	ENVIRONMENTAL WELL-BEING
755	GREY DISTRICT COUNCIL	ENVIRONMENT	SURFACE WATER QUALITY MONITORING	RIVER, LAKES, COASTAL AND GROUNDWATER	ENVIRONMENTAL WELL-BEING
756	GREY DISTRICT COUNCIL	ENVIRONMENT	REDUCTION IN WASTE ON ROADSIDES	TRANSPORT	ECONOMIC WELL-BEING
757	GREY DISTRICT COUNCIL	ENVIRONMENT	LEVEL OF VISITOR WASTE MINIMISATION (EDUCATION) DONE	TOURISM	ECONOMIC WELL-BEING
758	GREY DISTRICT COUNCIL	ECONOMY	GST TURNOVER/GDP	GROSS DOMESTIC PRODUCT (GDP)	ECONOMIC WELL-BEING
759	GREY DISTRICT COUNCIL	ECONOMY	NUMBER OF BUSINESSES	NUMBER OF BUSINESSES	ECONOMIC WELL-BEING
760	GREY DISTRICT COUNCIL	ECONOMY	EMPLOYMENT	LEVEL OF EMPLOYMENT AND BUSINESSES	ECONOMIC WELL-BEING

Appendix A: List of Community Well-beings Outcomes and Measures by Councils

S.NO.	COUNCIL	OUTCOME	MEASURES	MEASURES BROAD GROUP	WELL-BEINGS
761	GREY DISTRICT COUNCIL	HEALTH	LIFE EXPECTANCY	LIFE EXPECTANCY	DEMOGRAPHICS
762	GREY DISTRICT COUNCIL	HEALTH	ACCESS TO HEALTH CARE OUTSIDE REFERRA	HEALTH/HEALTH SERVICES	SOCIAL WELL-BEING
763	GREY DISTRICT COUNCIL	HEALTH	RATIO OF HEALTH PROVIDERS PER POPULATION	HEALTH/HEALTH SERVICES	SOCIAL WELL-BEING
764	GREY DISTRICT COUNCIL	HEALTH	POTABLE WATER SUPPLYQUALITY	RIVER, LAKES, COASTAL AND GROUNDWATER	ENVIRONMENTAL WELL-BEING
765	GREY DISTRICT COUNCIL	HEALTH	AIR QUALITY	AIR QUALITY	ENVIRONMENTAL WELL-BEING
766	GREY DISTRICT COUNCIL	EDUCATION	LEVEL OF QUALIFICATION	QUALIFICATION/SCHOOL	SOCIAL WELL-BEING
767	GREY DISTRICT COUNCIL	EDUCATION	NUMBER OF EDUCATIONAL INSTITUTIONS	QUALIFICATION/SCHOOL	SOCIAL WELL-BEING
768	GREY DISTRICT COUNCIL	EDUCATION	EARLY CHILDHOOD EDUCATION	EARLY CHILDHOOD EDUCATION	SOCIAL WELL-BEING
769	GREY DISTRICT COUNCIL	EDUCATION	APPRENTICESHIPS	APPRENTICESHIPS FOR YOUNG PEOPLE	ECONOMIC WELL-BEING
770	GREY DISTRICT COUNCIL	SAFETY	OVERALL CRIME RATE (COMPARE AGST NATIONAL AVERAGE)	CRIME/SAFETY	SOCIAL WELL-BEING
771	GREY DISTRICT COUNCIL	SAFETY	YOUTH OFFENDING	YOUTH	SOCIAL WELL-BEING
772	GREY DISTRICT COUNCIL	SAFETY	NUMBER OF MOTOR VEHICLE CRASHES (COMPARE AGST NAT AVERAGE)	ROAD ACCIDENTS/INJURIES	ECONOMIC WELL-BEING
773	GREY DISTRICT COUNCIL	SAFETY	IMPROVEMENTS IN PREPAREDNESS FOR NATURAL HAZARD EVENTS	NATURAL DISASTER/RESILIENCE	ENVIRONMENTAL WELL-BEING
774	GREY DISTRICT COUNCIL	SAFETY	PROGRESS TOWARDS IDENTIFYING HAZARD AREAS WHERE GREATER MANAGEMENT IS REQUIRED	NATURAL DISASTER/RESILIENCE	ENVIRONMENTAL WELL-BEING
775	GREY DISTRICT COUNCIL	SAFETY	IMPROVED SAFETY IN PUBLIC PLACES INDICATORS	CRIME/SAFETY	SOCIAL WELL-BEING
776	GREY DISTRICT COUNCIL	IDENTITY	NUMBER OF COMMUNITY EVENTS	ARTS/CULTURE/MUSEUM/EVENTS	CULTURAL WELL-BEING
777	GREY DISTRICT COUNCIL	IDENTITY	USE OF COMMUNITY FACILITIES IE MUSEUMS THEATRES SWIMMING POOLS	ARTS/CULTURE/MUSEUM/EVENTS	CULTURAL WELL-BEING
778	HAMILTON CITY COUNCIL	SUSTAINABLE AND WELL-PLANNED	TRAVEL TIMES ON KEY ROUTES	TRANSPORT	ECONOMIC WELL-BEING
779	HAMILTON CITY COUNCIL	SUSTAINABLE AND WELL-PLANNED	ROAD TRAFFIC VOLUMES	TRANSPORT	ECONOMIC WELL-BEING
780	HAMILTON CITY COUNCIL	SUSTAINABLE AND WELL-PLANNED	MEANS OF TRAVEL TO WORK	TRANSPORT	ECONOMIC WELL-BEING
781	HAMILTON CITY COUNCIL	SUSTAINABLE AND WELL-PLANNED	CAR OWNERSHIP PER HOUSEHOLD	POPULATION/ETHNICITY/DEMOGRAPHICS	DEMOGRAPHICS
782	HAMILTON CITY COUNCIL	SUSTAINABLE AND WELL-PLANNED	TOTAL PASSENGER NUMBERS USING PUBLIC TRANSPORT	TRANSPORT	ECONOMIC WELL-BEING
783	HAMILTON CITY COUNCIL	SUSTAINABLE AND WELL-PLANNED	RESIDENTS RATING OF PUBLIC TRANSPORT IN THEIR CITY	TRANSPORT	ECONOMIC WELL-BEING
784	HAMILTON CITY COUNCIL	SUSTAINABLE AND WELL-PLANNED	RESIDENTS SATISFACTION WITH COUNCIL PROVIDED CYCLING FACILITIES	FOOTPATH/WALKING/CYCLING	ECONOMIC WELL-BEING
785	HAMILTON CITY COUNCIL	SUSTAINABLE AND WELL-PLANNED	RESIDENTS' SATISFACTION WITH COUNCIL PROVIDED WALKWAYSFOOTPATHS	FOOTPATH/WALKING/CYCLING	ECONOMIC WELL-BEING
786	HAMILTON CITY COUNCIL	SUSTAINABLE AND WELL-PLANNED	ROAD CRASHES AND CASUALTIES INVOLVING PEDESTRIANS AND CYCLISTS	FOOTPATH/WALKING/CYCLING	ECONOMIC WELL-BEING
787	HAMILTON CITY COUNCIL	SUSTAINABLE AND WELL-PLANNED	NUMBER OF SCHOOLS AND CHILDREN USING WALKING SCHOOL BUSES	CHILD SAFETY & DEVELOPMENT	SOCIAL WELL-BEING
788	HAMILTON CITY COUNCIL	SUSTAINABLE AND WELL-PLANNED	AIR POLLUTION (INCLUDING PARTICULATE MATTER (PM10) LEVELS, BENZENE, LEVELS RESIDENTS' PERCEPTION OF AIR POLLUTION)	AIR QUALITY	ENVIRONMENTAL WELL-BEING
789	HAMILTON CITY COUNCIL	SUSTAINABLE AND WELL-PLANNED	PERCENT OF CONFIRMED CONTAMINATED SITES REMEDIATED	ENVIRONMENT/ENVIRONMENTAL ATTITUDES	ENVIRONMENTAL WELL-BEING
790	HAMILTON CITY COUNCIL	SUSTAINABLE AND WELL-PLANNED	RESIDENTS' PERCEPTION OF NEIGHBOURHOOD NOISE	CRIME/SAFETY	SOCIAL WELL-BEING
791	HAMILTON CITY COUNCIL	SUSTAINABLE AND WELL-PLANNED	BIRD COUNTS	ENVIRONMENT/ENVIRONMENTAL ATTITUDES	ENVIRONMENTAL WELL-BEING
792	HAMILTON CITY COUNCIL	SUSTAINABLE AND WELL-PLANNED	AREA OF GREEN SPACE IN THE CITY PER RESIDENT	PARKS/RESERVES/OPEN SPACES	ENVIRONMENTAL WELL-BEING
793	HAMILTON CITY COUNCIL	SUSTAINABLE AND WELLPLANNED	RATIO OF GREENFIELD TO INFILL DEVELOPMENT	PARKS/RESERVES/OPEN SPACES	ENVIRONMENTAL WELL-BEING

Appendix A: List of Community Well-beings Outcomes and Measures by Councils

S.NO.	COUNCIL	OUTCOME	MEASURES	MEASURES BROAD GROUP	WELL-BEINGS
794	HAMILTON CITY COUNCIL	SUSTAINABLE AND WELL-PLANNED	PERCENTAGE OF RESOURCE CONSENT APPLICATIONS THAT RECEIVED PRE-APPLICATION URBAN DESIGN COMMENTS AND PERCENTAGE OF THOSE COMMENTS ACTIONED	PLANNING/BUILDING CONSENTS	ECONOMIC WELL-BEING
795	HAMILTON CITY COUNCIL	SUSTAINABLE AND WELL-PLANNED	ECOLOGICAL HEALTH OF THE WAIKATO RIVER	ENVIRONMENT/ENVIRONMENTAL ATTITUDES	ENVIRONMENTAL WELL-BEING
796	HAMILTON CITY COUNCIL	SUSTAINABLE AND WELL-PLANNED	ECOLOGICAL HEALTH OF LAKE ROTOROA (HAMILTON LAKE)	ENVIRONMENT/ENVIRONMENTAL ATTITUDES	ENVIRONMENTAL WELL-BEING
797	HAMILTON CITY COUNCIL	SUSTAINABLE AND WELL-PLANNED	AVERAGE DAILY WATER USAGE PER PERSON	RIVER, LAKES, COASTAL AND GROUNDWATER	ENVIRONMENTAL WELL-BEING
798	HAMILTON CITY COUNCIL	SUSTAINABLE AND WELL-PLANNED	HAMILTONS RESIDENTIAL ENERGY CONSUMPTION	ENERGY USAGE	ENVIRONMENTAL WELL-BEING
799	HAMILTON CITY COUNCIL	SUSTAINABLE AND WELL-PLANNED	WASTE PER PERSON FROM THE HOUSEHOLD KERBSIDE COLLECTION	WASTE TO LANDFILL	ENVIRONMENTAL WELL-BEING
800	HAMILTON CITY COUNCIL	SUSTAINABLE AND WELL-PLANNED	RECYCLABLES PER PERSON FROM THE HOUSEHOLD KERBSIDE COLLECTION	RECYCLING/GREEN WASTE	ENVIRONMENTAL WELL-BEING
801	HAMILTON CITY COUNCIL	SUSTAINABLE AND WELL-PLANNED	MATERIALS COLLECTED FOR REUSERECYCLING AT HAMILTON'S REFUSE TRANSFER STATION	RECYCLING/GREEN WASTE	ENVIRONMENTAL WELL-BEING
802	HAMILTON CITY COUNCIL	SUSTAINABLE AND WELL-PLANNED	WASTE DIVERTED FROM LANDFILL VIA THE HAMILTON ORGANIC CENTRE	RECYCLING/GREEN WASTE	ENVIRONMENTAL WELL-BEING
803	HAMILTON CITY COUNCIL	VIBRANT AND CREATIVE	VISITOR GUEST NIGHTS AND HOTELMOTEL OCCUPANCY RATES	TOURISM	ECONOMIC WELL-BEING
804	HAMILTON CITY COUNCIL	VIBRANT AND CREATIVE	NUMBER OF CONFERENCES HELD	ARTS/CULTURE/MUSEUM/EVENTS	CULTURAL WELL-BEING
805	HAMILTON CITY COUNCIL	VIBRANT AND CREATIVE	NUMBER OF EVENTS LISTED ON THE WHATS ON HAMILTON WEBSITE	ARTS/CULTURE/MUSEUM/EVENTS	CULTURAL WELL-BEING
806	HAMILTON CITY COUNCIL	VIBRANT AND CREATIVE	RESIDENTS USE OF COUNCILS ARTS AND CULTURE FACILITIES	ARTS/CULTURE/MUSEUM/EVENTS	CULTURAL WELL-BEING
807	HAMILTON CITY COUNCIL	VIBRANT AND CREATIVE	RESIDENTS PERCEPTION THAT THEIR CITY IS A PLACE THAT HAS A CULTURALLY RICH AND DIVERSE ARTS SCENE	ARTS/CULTURE/MUSEUM/EVENTS	CULTURAL WELL-BEING
808	HAMILTON CITY COUNCIL	VIBRANT AND CREATIVE	CULTURAL INDUSTRIES	LEVEL OF EMPLOYMENT AND BUSINESSES	ECONOMIC WELL-BEING
809	HAMILTON CITY COUNCIL	VIBRANT AND CREATIVE	RESIDENTS PERCEPTIONS OF THE EFFECT OF INCREASED DIVERSITY IN LIFESTYLES AND CULTURES ON THEIR CITY	ARTS/CULTURE/MUSEUM/EVENTS	CULTURAL WELL-BEING
810	HAMILTON CITY COUNCIL	VIBRANT AND CREATIVE	NUMBER OF BUILT HERITAGE AND SITES OF ARCHAEOLOGICAL, HISTORIC AND CULTURAL SIGNIFICANCE IN THE CURRENT DISTRICT PLAN	HERITAGE/HISTORIC	CULTURAL WELL-BEING
811	HAMILTON CITY COUNCIL	VIBRANT AND CREATIVE	RESIDENTS RATING OF FEELING SAFE IN HAMILTON'S CENTRAL CITY AT NIGHT	CRIME/SAFETY	SOCIAL WELL-BEING
812	HAMILTON CITY COUNCIL	VIBRANT AND CREATIVE	NUMBER OF PEOPLE LIVING IN THE CENTRAL CITY AREA	CBD: CITY CENTRE	SOCIAL WELL-BEING
813	HAMILTON CITY COUNCIL	VIBRANT AND CREATIVE	VALUE OF BUILDING CONSENTS ISSUED FOR THE CBD (NEW, ALTERATIONS, ADDITIONS)	CBD: CITY CENTRE	SOCIAL WELL-BEING
814	HAMILTON CITY COUNCIL	UNIQUE IDENTITY	RECREATIONAL HEALTH OF THE WAIKATO RIVER	ENVIRONMENT/ENVIRONMENTAL ATTITUDES	ENVIRONMENTAL WELL-BEING
815	HAMILTON CITY COUNCIL	UNIQUE IDENTITY	MAAORI INVOLVEMENT IN PUBLIC DECISION-MAKING	DECISION MAKING/CONSULTATION	SOCIAL WELL-BEING
816	HAMILTON CITY COUNCIL	UNIQUE IDENTITY	PERCENTAGE OF PEOPLE IN HAMILTON WHO CAN SPEAK MAAORI	POPULATION/ETHNICITY/DEMOGRAPHICS	DEMOGRAPHICS
817	HAMILTON CITY COUNCIL	UNIQUE IDENTITY	PROPORTION OF HAMILTONS MAAORI POPULATION WHO CAN SPEAK MAAORI	POPULATION/ETHNICITY/DEMOGRAPHICS	DEMOGRAPHICS
818	HAMILTON CITY COUNCIL	UNIQUE IDENTITY	NUMBER OF STREET TREES PLANTED AND NUMBER OF TREES PROTECTED	ENVIRONMENT/ENVIRONMENTAL ATTITUDES	ENVIRONMENTAL WELL-BEING
819	HAMILTON CITY COUNCIL	UNIQUE IDENTITY	PARTICIPATION IN NATIVE TREE RESTORATION PROJECTS	SOCIAL CONNECTION	SOCIAL WELL-BEING

Appendix A: List of Community Well-beings Outcomes and Measures by Councils

S.NO.	COUNCIL	OUTCOME	MEASURES	MEASURES BROAD GROUP	WELL-BEINGS
820	HAMILTON CITY COUNCIL	UNIQUE IDENTITY	PARTICIPATION IN THE ENVIRO-SCHOOLS PROGRAMME	ENVIRONMENT/ENVIRONMENTAL ATTITUDES	ENVIRONMENTAL WELL-BEING
821	HAMILTON CITY COUNCIL	UNIQUE IDENTITY	RESIDENTS RATING OF SENSE OF PRIDE IN THE WAY THEIR CITY LOOKS AND FEELS	COMMUNITY DEVELOPMENT	SOCIAL WELL-BEING
822	HAMILTON CITY COUNCIL	UNIQUE IDENTITY	ENROLMENTS WITH HAMILTON TERTIARY EDUCATION ORGANISATIONS	TERTIARY QUALIFICATION	SOCIAL WELL-BEING
823	HAMILTON CITY COUNCIL	UNIQUE IDENTITY	PARTICIPATION IN SCHOOL-BASED COMMUNITY EDUCATION COURSES	QUALIFICATION/SCHOOL	SOCIAL WELL-BEING
824	HAMILTON CITY COUNCIL	UNIQUE IDENTITY	SCHOOL LEAVER QUALIFICATIONS	QUALIFICATION/SCHOOL	SOCIAL WELL-BEING
825	HAMILTON CITY COUNCIL	UNIQUE IDENTITY	PARTICIPATION IN EARLY CHILDHOOD EDUCATION	EARLY CHILDHOOD EDUCATION	SOCIAL WELL-BEING
826	HAMILTON CITY COUNCIL	UNIQUE IDENTITY	NUMBER OF MODERN APPRENTICESHIPS CURRENTLY IN PROGRESS	APPRENTICESHIPS FOR YOUNG PEOPLE	ECONOMIC WELL-BEING
827	HAMILTON CITY COUNCIL	UNIQUE IDENTITY	PERCENTAGE OF PUPILS STOOD DOWN, SUSPENDED, EXPELLED AND EXCLUDED	QUALIFICATION/SCHOOL	SOCIAL WELL-BEING
828	HAMILTON CITY COUNCIL	UNIQUE IDENTITY	TRUANCY RATES	QUALIFICATION/SCHOOL	SOCIAL WELL-BEING
829	HAMILTON CITY COUNCIL	UNIQUE IDENTITY	RESEARCH FUNDING RECEIVED BY TERTIARY EDUCATION ORGANISATIONS	TERTIARY QUALIFICATION	SOCIAL WELL-BEING
830	HAMILTON CITY COUNCIL	UNIQUE IDENTITY	YOUTH UNEMPLOYMENT	UNEMPLOYMENT	ECONOMIC WELL-BEING
831	HAMILTON CITY COUNCIL	UNIQUE IDENTITY	TEENAGE PREGNANCIES	YOUTH	SOCIAL WELL-BEING
832	HAMILTON CITY COUNCIL	UNIQUE IDENTITY	NUMBER OF STUDENTS ENROLLED IN ALTERNATIVE EDUCATION PROGRAMMES	QUALIFICATION/SCHOOL	SOCIAL WELL-BEING
833	HAMILTON CITY COUNCIL	UNIQUE IDENTITY	NUMBER OF YOUTH ENROLLED WITH HAMILTONS YOUTH TRANSITION SERVICE	YOUTH	SOCIAL WELL-BEING
834	HAMILTON CITY COUNCIL	SAFETY AND COMMUNITY SPIRIT	CRIME (INCLUDING HOUSE BURGLARIES, THEFT FROM MOTOR VEHICLES, UNLAWFUL THEFT, AND TAKING OF MOTOR VEHICLES, VIOLENT OFFENCES, FAMILY VIOLENCE, SEXUAL OFFENCES, DISHONESTY OFFENCES)	CRIME/SAFETY	SOCIAL WELL-BEING
835	HAMILTON CITY COUNCIL	SAFETY AND COMMUNITY SPIRIT	ROAD CRASHES AND CASUALTIES	ROAD ACCIDENTS/INJURIES	ECONOMIC WELL-BEING
836	HAMILTON CITY COUNCIL	SAFETY AND COMMUNITY SPIRIT	RESIDENTS' PERCEPTION OF DANGEROUS DRIVING AS A PROBLEM	CRIME/SAFETY	SOCIAL WELL-BEING
837	HAMILTON CITY COUNCIL	SAFETY AND COMMUNITY SPIRIT	RESIDENTS' PERCEPTIONS OF SAFETY IN THE CBD AND IN NEIGHBOURHOODS	CBD: CITY CENTRE	SOCIAL WELL-BEING
838	HAMILTON CITY COUNCIL	SAFETY AND COMMUNITY SPIRIT	NUMBER OF DISCRIMINATION COMPLAINTS TO THE HUMAN RIGHTS COMMISSION	COMMUNITY DEVELOPMENT	SOCIAL WELL-BEING
839	HAMILTON CITY COUNCIL	SAFETY AND COMMUNITY SPIRIT	RESIDENTS PERCEPTION OF THE EFFECT OF INCREASED DIVERSITY OF LIFESTYLES AND CULTURES UPON THE COMMUNITY	ARTS/CULTURE/MUSEUM/EVENTS	CULTURAL WELL-BEING
840	HAMILTON CITY COUNCIL	SAFETY AND COMMUNITY SPIRIT	NUMBER OF FOOD PARCELS SUPPLIED TO RESIDENTS UNPAID WORK	VOLUNTEER/UNPAID WORK	SOCIAL WELL-BEING
841	HAMILTON CITY COUNCIL	SAFETY AND COMMUNITY SPIRIT	UNPAID WORK	VOLUNTEER/UNPAID WORK	SOCIAL WELL-BEING
842	HAMILTON CITY COUNCIL	SAFETY AND COMMUNITY SPIRIT	RESIDENTS' RATING OF GRAFFITI AS A PROBLEM	CRIME/SAFETY	SOCIAL WELL-BEING
843	HAMILTON CITY COUNCIL	SAFETY AND COMMUNITY SPIRIT	NUMBER OF CARE AND PROTECTION NOTIFICATIONS TO CHILD YOUTH AND FAMILY SERVICES	CHILD SAFETY & DEVELOPMENT	SOCIAL WELL-BEING
844	HAMILTON CITY COUNCIL	SAFETY AND COMMUNITY SPIRIT	RESIDENTS SENSE OF COMMUNITY WITHIN THEIR LOCAL NEIGHBOURHOOD	SOCIAL CONNECTION	SOCIAL WELL-BEING
845	HAMILTON CITY COUNCIL	SAFETY AND COMMUNITY SPIRIT	RESIDENTS AGREEING THAT IT IS IMPORTANT TO FEEL A SENSE OF COMMUNITY WITH OTHERS IN THEIR LOCAL NEIGHBOURHOOD	SOCIAL CONNECTION	SOCIAL WELL-BEING
846	HAMILTON CITY COUNCIL	SAFETY AND COMMUNITY SPIRIT	RESIDENTS FREQUENCY OF FEELING ISOLATED IN THE PAST MONTHS	QUALITY OF LIFE	SOCIAL WELL-BEING

Appendix A: List of Community Well-beings Outcomes and Measures by Councils

S.NO.	COUNCIL	OUTCOME	MEASURES	MEASURES BROAD GROUP	WELL-BEINGS
847	HAMILTON CITY COUNCIL	SAFETY AND COMMUNITY SPIRIT	RESIDENTS INVOLVEMENT IN SOCIAL NETWORKS AND GROUPS	SOCIAL CONNECTION	SOCIAL WELL-BEING
848	HAMILTON CITY COUNCIL	HEALTHY AND HAPPY	DRINKING WATER STANDARD	DRINKING WATER	ENVIRONMENTAL WELL-BEING
849	HAMILTON CITY COUNCIL	HEALTHY AND HAPPY	LIFE EXPECTANCY	LIFE EXPECTANCY	DEMOGRAPHICS
850	HAMILTON CITY COUNCIL	HEALTHY AND HAPPY	HEALTH EXPECTANCY	HEALTH/HEALTH SERVICES	SOCIAL WELL-BEING
851	HAMILTON CITY COUNCIL	HEALTHY AND HAPPY	PREVALENCE OF CIGARETTE SMOKING	HEALTH/HEALTH SERVICES	SOCIAL WELL-BEING
852	HAMILTON CITY COUNCIL	HEALTHY AND HAPPY	LOW BIRTH WEIGHT BABIES	CHILD SAFETY & DEVELOPMENT	SOCIAL WELL-BEING
853	HAMILTON CITY COUNCIL	HEALTHY AND HAPPY	HOSPITALISATIONS FOR ATTEMPTED SUICIDE/DEATH BY SUICIDE	SUICIDE/MENTAL HEALTH	SOCIAL WELL-BEING
854	HAMILTON CITY COUNCIL	HEALTHY AND HAPPY	RESIDENTS RATING OF HOW HAPPY THEY ARE	COMMUNITY DEVELOPMENT	SOCIAL WELL-BEING
855	HAMILTON CITY COUNCIL	HEALTHY AND HAPPY	RESIDENTS RATING OF THEIR OWN HEALTH	HEALTH/HEALTH SERVICES	SOCIAL WELL-BEING
856	HAMILTON CITY COUNCIL	HEALTHY AND HAPPY	RESIDENTS FREQUENCY OF PHYSICAL ACTIVITY	PHYSICAL ACTIVITY	SOCIAL WELL-BEING
857	HAMILTON CITY COUNCIL	HEALTHY AND HAPPY	RESIDENTS USE OF COUNCILS SPORTS AND RECREATIONAL FACILITIES	SPORTS	SOCIAL WELL-BEING
858	HAMILTON CITY COUNCIL	HEALTHY AND HAPPY	RESIDENTS SATISFACTION WITH QUALITY AND QUANTITY OF LEISURE TIME	QUALITY OF LIFE	SOCIAL WELL-BEING
859	HAMILTON CITY COUNCIL	HEALTHY AND HAPPY	NUMBER OF DOCTORS (GP'S) PER HEAD OF THE POPULATION	HEALTH/HEALTH SERVICES	SOCIAL WELL-BEING
860	HAMILTON CITY COUNCIL	HEALTHY AND HAPPY	RESIDENTS RATING OF ACCESS TO MEDICAL SERVICES	HEALTH/HEALTH SERVICES	SOCIAL WELL-BEING
861	HAMILTON CITY COUNCIL	HEALTHY AND HAPPY	NUMBER OF CONSENTS ISSUED FOR NEW HOUSES	PLANNING/BUILDING CONSENTS	ECONOMIC WELL-BEING
862	HAMILTON CITY COUNCIL	HEALTHY AND HAPPY	PROPORTION OF HOUSES OWNED OR RENTED BY THE OCCUPANTS	POPULATION/ETHNICITY/DEMOGRAPHICS	DEMOGRAPHICS
863	HAMILTON CITY COUNCIL	HEALTHY AND HAPPY	HOUSE SALE PRICE INDEX	HOUSE AFFORDABILITY	ECONOMIC WELL-BEING
864	HAMILTON CITY COUNCIL	HEALTHY AND HAPPY	HOME MORTGAGE AFFORDABILITY (WAIKATO REGION)	HOUSE AFFORDABILITY	ECONOMIC WELL-BEING
865	HAMILTON CITY COUNCIL	HEALTHY AND HAPPY	MEDIAN RENT	HOUSE AFFORDABILITY	ECONOMIC WELL-BEING
866	HAMILTON CITY COUNCIL	HEALTHY AND HAPPY	PERCENTAGE OF WEEKLY HOUSEHOLD EXPENDITURE SPENT ON HOUSING COSTS	HOUSE AFFORDABILITY	ECONOMIC WELL-BEING
867	HAMILTON CITY COUNCIL	HEALTHY AND HAPPY	NUMBER AND PRIORITY STATUS OF APPLICANTS ON THE WAITING LIST OF HOUSING NEW ZEALAND HOUSING	HOUSE AFFORDABILITY	ECONOMIC WELL-BEING
868	HAMILTON CITY COUNCIL	HEALTHY AND HAPPY	PERCENTAGE OF PEOPLE IN PRIVATE HOUSES LIVING IN CROWDED HOUSEHOLDS	HOUSE AFFORDABILITY	ECONOMIC WELL-BEING
869	HAMILTON CITY COUNCIL	HEALTHY AND HAPPY	RESIDENTS PERCEPTION THAT THEIR INCOME MEETS EVERYDAY NEEDS	INCOME	ECONOMIC WELL-BEING
870	HAMILTON CITY COUNCIL	INTELLIGENT AND PROGRESSIVE CITY	NUMBER OF BUSINESSES AND TOTAL EMPLOYMENT	LEVEL OF EMPLOYMENT AND BUSINESSES	ECONOMIC WELL-BEING
871	HAMILTON CITY COUNCIL	INTELLIGENT AND PROGRESSIVE CITY	NUMBER OF BUSINESSES OF DIFFERENT SIZES	NUMBER OF BUSINESSES	ECONOMIC WELL-BEING
872	HAMILTON CITY COUNCIL	INTELLIGENT AND PROGRESSIVE CITY	RETAIL SALES IN HAMILTON AS A PERCENTAGE OF RETAIL SALES IN THE WAIKATO REGION	CBD: CITY CENTRE	SOCIAL WELL-BEING
873	HAMILTON CITY COUNCIL	INTELLIGENT AND PROGRESSIVE CITY	PROPORTION OF EMPLOYEES IN HAMILTON TO THAT OF THE WAIKATO REGION	LEVEL OF EMPLOYMENT AND BUSINESSES	ECONOMIC WELL-BEING
874	HAMILTON CITY COUNCIL	INTELLIGENT AND PROGRESSIVE CITY	BUSINESS GAINS, LOSSES AND SURVIVAL RATES	NUMBER OF BUSINESSES	ECONOMIC WELL-BEING
875	HAMILTON CITY COUNCIL	INTELLIGENT AND PROGRESSIVE CITY	RESEARCH AND DEVELOPMENT UNDERTAKEN BY BUSINESSES	BUSINESS CONFIDENCE	ECONOMIC WELL-BEING
876	HAMILTON CITY COUNCIL	INTELLIGENT AND PROGRESSIVE CITY	EMPLOYMENT/UNEMPLOYMENT RATE	UNEMPLOYMENT	ECONOMIC WELL-BEING
877	HAMILTON CITY COUNCIL	INTELLIGENT AND PROGRESSIVE CITY	LABOUR FORCE PARTICIPATION RATE	LEVEL OF EMPLOYMENT AND BUSINESSES	ECONOMIC WELL-BEING
878	HAMILTON CITY COUNCIL	INTELLIGENT AND PROGRESSIVE CITY	NUMBER OF FILLED JOBS	LEVEL OF EMPLOYMENT AND BUSINESSES	ECONOMIC WELL-BEING
879	HAMILTON CITY COUNCIL	INTELLIGENT AND PROGRESSIVE CITY	AVERAGE HOURLY EARNINGS	INCOME	ECONOMIC WELL-BEING

Appendix A: List of Community Well-beings Outcomes and Measures by Councils

S.NO.	COUNCIL	OUTCOME	MEASURES	MEASURES BROAD GROUP	WELL-BEINGS
880	HAMILTON CITY COUNCIL	INTELLIGENT AND PROGRESSIVE CITY	DISTRIBUTION OF INCOME	INCOME	ECONOMIC WELL-BEING
881	HAMILTON CITY COUNCIL	INTELLIGENT AND PROGRESSIVE CITY	RESIDENTS RATING OF HOW WELL THEIR SKILLS ARE UTILISED IN THEIR CURRENT JOB	HOUSE AFFORDABILITY	ECONOMIC WELL-BEING
882	HAMILTON CITY COUNCIL	INTELLIGENT AND PROGRESSIVE CITY	VALUE OF CONSENTS FOR NEW NON-RESIDENTIAL BUILDINGS	PLANNING/BUILDING CONSENTS	ECONOMIC WELL-BEING
883	HAMILTON CITY COUNCIL	INTELLIGENT AND PROGRESSIVE CITY	TELECOMMUNICATIONS INFRASTRUCTURE (AWAITING THE AVAILABILITY OF DATA FOR THIS INDICATOR)	PHONE/MOBILE/INTERNET	ECONOMIC WELL-BEING
884	HAMILTON CITY COUNCIL	INTELLIGENT AND PROGRESSIVE CITY	NUMBER OF EMPLOYEES BY KEY ECONOMIC DEVELOPMENT STRATEGY CLUSTERS	LEVEL OF EMPLOYMENT AND BUSINESSES	ECONOMIC WELL-BEING
885	HAMILTON CITY COUNCIL	INTELLIGENT AND PROGRESSIVE CITY	PERSONAL BANKRUPTCIES AND INVOLUNTARY COMPANY LIQUIDATIONS AND RECEIVERSHIPS	INCOME	ECONOMIC WELL-BEING
886	HAMILTON CITY COUNCIL	WORKING TOGETHER	COMMUNITY SATISFACTION WITH COUNCIL'S PROVISION OF OPPORTUNITIES FOR COMMUNITY INVOLVEMENT IN DECISION-MAKING	DECISION MAKING/CONSULTATION	SOCIAL WELL-BEING
887	HAMILTON CITY COUNCIL	WORKING TOGETHER	RESIDENTS' RATING OF THE EXTENT OF PUBLIC INFLUENCE ON COUNCIL DECISION-MAKING	DECISION MAKING/CONSULTATION	SOCIAL WELL-BEING
888	HAMILTON CITY COUNCIL	WORKING TOGETHER	RESIDENTS RATING OF AGREEMENT THAT DECISIONS MADE BY COUNCIL ARE IN THE BEST INTERESTS OF THE CITY	DECISION MAKING/CONSULTATION	SOCIAL WELL-BEING
889	HAMILTON CITY COUNCIL	WORKING TOGETHER	PERCENTAGE OF VOTER TURNOUT AT GENERALLOCAL AUTHORITY ELECTIONS	ELECTIONS/VOTER TURNOUT	SOCIAL WELL-BEING
890	HAMILTON CITY COUNCIL	WORKING TOGETHER	MAAORI RESIDENTS' SATISFACTION WITH COUNCIL'S PROVISION OF OPPORTUNITIES FOR COMMUNITY INVOLVEMENT IN DECISION-MAKING	DECISION MAKING/CONSULTATION	SOCIAL WELL-BEING
891	HAMILTON CITY COUNCIL	WORKING TOGETHER	MAAORI RESIDENTS' RATING OF THE EXTENT OF PUBLIC INFLUENCE ON COUNCIL DECISION-MAKING	DECISION MAKING/CONSULTATION	SOCIAL WELL-BEING
892	HAMILTON CITY COUNCIL	WORKING TOGETHER	MAAORI RESIDENTS RATING OF AGREEMENT THAT DECISIONS MADE BY COUNCIL ARE IN THE BEST INTERESTS OF THE CITY	DECISION MAKING/CONSULTATION	SOCIAL WELL-BEING
893	HAMILTON CITY COUNCIL	WORKING TOGETHER	NUMBER OF ORGANISATIONS WORKING COLLABORATIVELY ON COUNCIL-LED CITY WIDE STRATEGIES	DECISION MAKING/CONSULTATION	SOCIAL WELL-BEING
894	HAMILTON CITY COUNCIL	WORKING TOGETHER	WRITTEN DESCRIPTION OF FORMAL RELATIONSHIPS BETWEEN MAAORI ORGANISATIONS AND LOCALENTRAL GOVERNMENT IN THE CITY	DECISION MAKING/CONSULTATION	SOCIAL WELL-BEING
895	HASTINGS DISTRICT COUNCIL	RESOURCES WE NEED	PROTECTION OF THE PRODUCTIVE CAPACITY OF LAND RESOURCES	LAND UTILISATION	ECONOMIC WELL-BEING
896	HASTINGS DISTRICT COUNCIL	RESOURCES WE NEED	SUSTAINABLE MANAGEMENT OF NATURAL AND PHYSICAL RESOURCES THROUGH INTEGRATED LAND USE MANAGEMENT	LAND UTILISATION	ENVIRONMENTAL WELL-BEING
897	HASTINGS DISTRICT COUNCIL	RESOURCES WE NEED	MAINTAIN HEALTHY SOIL	SOIL QUALITY	ENVIRONMENTAL WELL-BEING
898	HASTINGS DISTRICT COUNCIL	RESOURCES WE NEED	HEALTHY DRINKING WATER	DRINKING WATER	ENVIRONMENTAL WELL-BEING
899	HASTINGS DISTRICT COUNCIL	RESOURCES WE NEED	BEST USE OF WATER RESOURCES	WATER SUPPLY	ENVIRONMENTAL WELL-BEING
900	HASTINGS DISTRICT COUNCIL	RESOURCES WE NEED	IMPROVEMENT IN AIR QUALITY	AIR QUALITY	ENVIRONMENTAL WELL-BEING
901	HASTINGS DISTRICT COUNCIL	RESOURCES WE NEED	MITIGATION OF ADVERSE IMPACTS ON PEOPLE, LAND AND WATER	LAND UTILISATION	ENVIRONMENTAL WELL-BEING
902	HASTINGS DISTRICT COUNCIL	RESOURCES WE NEED	HARNESS OUR SOLAR ENERGY POTENTIAL	ENERGY USAGE	ENVIRONMENTAL WELL-BEING
903	HASTINGS DISTRICT COUNCIL	ZERO WASTE	INCREASE SUSTAINABLE RESOURCE USE AND BEHAVIOUR	RECYCLING/GREEN WASTE	ENVIRONMENTAL WELL-BEING
904	HASTINGS DISTRICT COUNCIL	ZERO WASTE	PROVIDE FIT-FOR-PURPOSE SOLID WASTE FACILITIES AND SERVICES	WASTE TO LANDFILL	ENVIRONMENTAL WELL-BEING
905	HASTINGS DISTRICT COUNCIL	ZERO WASTE	FOSTER WASTE MINIMISATION PARTNERSHIPS	RECYCLING/GREEN WASTE	ENVIRONMENTAL WELL-BEING
906	HASTINGS DISTRICT COUNCIL	OUR ECONOMY	PARTNER WITH MAORI FOR ECONOMIC DEVELOPMENT	BUSINESS CONFIDENCE	ECONOMIC WELL-BEING
907	HASTINGS DISTRICT COUNCIL	OUR ECONOMY	GROWING NEW BUSINESS IN RESEARCH AND DEVELOPMENT	LEVEL OF EMPLOYMENT AND BUSINESSES	ECONOMIC WELL-BEING

Appendix A: List of Community Well-beings Outcomes and Measures by Councils

S.NO.	COUNCIL	OUTCOME	MEASURES	MEASURES BROAD GROUP	WELL-BEINGS
908	HASTINGS DISTRICT COUNCIL	OUR ECONOMY	GROW OUR APPEAL AS A TOURISM DESTINATION	TOURISM	ECONOMIC WELL-BEING
909	HASTINGS DISTRICT COUNCIL	OUR ECONOMY	FOSTER AND DEVELOP NEW LAND BASED INDUSTRIES THAT ENHANCE AND EXTEND CROP AND PROCESSING OPTIONS	ECONOMIC ACTIVITY	ECONOMIC WELL-BEING
910	HASTINGS DISTRICT COUNCIL	OUR ECONOMY	DEVELOPING OUR SKILL BASE	SKILLED LABOURFORCE	ECONOMIC WELL-BEING
911	HASTINGS DISTRICT COUNCIL	OUR ECONOMY	A VIBRANT CBD	CBD: CITY CENTRE	ECONOMIC WELL-BEING
912	HASTINGS DISTRICT COUNCIL	OUR ECONOMY	RESPONSIVE COUNCIL SERVICES	COUNCIL OPERATIONS	ECONOMIC WELL-BEING
913	HASTINGS DISTRICT COUNCIL	OUR LIFESTYLE AND PEOPLE	DEVELOP A SAFE AND VIBRANT CITY HEART IN THE HASTINGS CBD	CRIME/SAFETY	SOCIAL WELL-BEING
914	HASTINGS DISTRICT COUNCIL	OUR LIFESTYLE AND PEOPLE	PROVIDE AFFORDABLE HIGH QUALITY COUNCIL SERVICES & FACILITIES	COUNCIL FACILITIES	SOCIAL WELL-BEING
915	HASTINGS DISTRICT COUNCIL	OUR LIFESTYLE AND PEOPLE	BUILD A STRONG DISTRICT IDENTITY	COMMUNITY DEVELOPMENT	SOCIAL WELL-BEING
916	HASTINGS DISTRICT COUNCIL	OUR LIFESTYLE AND PEOPLE	PROVIDE RESILIENT AND ADAPTABLE SOCIAL AND RECREATIONAL INFRASTRUCTURE AND SUPPORT SERVICES	RECREATIONAL FACILITIES	SOCIAL WELL-BEING
917	HASTINGS DISTRICT COUNCIL	OUR LIFESTYLE AND PEOPLE	PUTTING PEOPLE AT THE CENTRE OF PLANNING	COMMUNITY DEVELOPMENT	SOCIAL WELL-BEING
918	HASTINGS DISTRICT COUNCIL	OUR LIFESTYLE AND PEOPLE	SUSTAINABLE RELATIONSHIPS WITH MAORI	CULTURAL ACCEPTANCE	CULTURAL WELL-BEING
919	HASTINGS DISTRICT COUNCIL	MOVING AROUND	DEVELOP SAFE TRANSPORT NETWORKS INTEGRATED WITH LAND USE	TRANSPORT	ECONOMIC WELL-BEING
920	HASTINGS DISTRICT COUNCIL	MOVING AROUND	NEIGHBOURHOODS DESIGNED FOR SAFE WALKING AND CYCLING	FOOTPATH/WALKING/CYCLING	ECONOMIC WELL-BEING
921	HASTINGS DISTRICT COUNCIL	MOVING AROUND	ACCESSIBLE PUBLIC TRANSPORT OPTIONS	TRANSPORT	ECONOMIC WELL-BEING
922	HASTINGS DISTRICT COUNCIL	MOVING AROUND	MOVING THE COMMUNITY AWAY FROM CAR DEPENDENCY	FOOTPATH/WALKING/CYCLING	SOCIAL WELL-BEING
923	HASTINGS DISTRICT COUNCIL	MOVING AROUND	INCREASED USE OF RENEWABLE RESOURCES	ENERGY USAGE	ENVIRONMENTAL WELL-BEING
924	HASTINGS DISTRICT COUNCIL	MOVING AROUND	SMART WAYS TO MOVE GOODS	TRANSPORT	ECONOMIC WELL-BEING
925	HASTINGS DISTRICT COUNCIL	WHERE WE LIVE	HOUSING OPTIONS SUPPORTING MORE COMPACT COMMUNITIES	HOUSE QUALITY	ECONOMIC WELL-BEING
926	HASTINGS DISTRICT COUNCIL	WHERE WE LIVE	DEVELOP A CENTRE OF EXCELLENCE IN PROVINCIAL URBAN DESIGN	PLANNING/BUILDING CONSENTS	ECONOMIC WELL-BEING
927	HASTINGS DISTRICT COUNCIL	WHERE WE LIVE	INFRASTRUCTURE INVESTMENT SUPPORTING MORE COMPACT COMMUNITIES	PLANNING/BUILDING CONSENTS	ECONOMIC WELL-BEING
928	HASTINGS DISTRICT COUNCIL	WHERE WE LIVE	MORE OPEN AND COMMUNAL NEIGHBOURHOODS	COMMUNITY DEVELOPMENT	SOCIAL WELL-BEING
929	HASTINGS DISTRICT COUNCIL	WHERE WE LIVE	SMARTER NEIGHBOURHOOD DESIGN	COMMUNITY DEVELOPMENT	SOCIAL WELL-BEING
930	HASTINGS DISTRICT COUNCIL	WHERE WE LIVE	BUILDING SAFE COMMUNITIES	CRIME/SAFETY	SOCIAL WELL-BEING
931	HAURAKI DISTRICT COUNCIL	VIBRANT AND SUSTAINABLE BUSINESSES AND BUSINESS ECONOMIES IN OUR DISTRICT	CHANGES IN TOTAL NUMBER OF BUSINESSES (GST REGISTERED)	NUMBER OF BUSINESSES	ECONOMIC WELL-BEING
932	HAURAKI DISTRICT COUNCIL	VIBRANT AND SUSTAINABLE BUSINESSES AND BUSINESS ECONOMIES IN OUR DISTRICT	OCCUPANCY RATES PERCENTAGE (15 IDENTIFIED HOTELS WITHIN HAURAKI WHICH ARE SURVEYED ANNUALLY)	TOURISM	ECONOMIC WELL-BEING
933	HAURAKI DISTRICT COUNCIL	VIBRANT AND SUSTAINABLE BUSINESSES AND BUSINESS ECONOMIES IN OUR DISTRICT	NUMBER OF PEOPLE EMPLOYED IN BUSINESS SECTOR	LEVEL OF EMPLOYMENT AND BUSINESSES	ECONOMIC WELL-BEING
934	HAURAKI DISTRICT COUNCIL	VIBRANT AND SUSTAINABLE BUSINESSES AND BUSINESS ECONOMIES IN OUR DISTRICT	NUMBER OF HOUSE SALES THROUGHOUT THE DISTRICT	HOUSE AFFORDABILITY	ECONOMIC WELL-BEING
935	HAURAKI DISTRICT COUNCIL	VIBRANT AND SUSTAINABLE BUSINESSES AND BUSINESS ECONOMIES IN OUR DISTRICT	AVERAGE MEDIAN HOUSE PRICE THROUGHOUT DISTRICT	HOUSE AFFORDABILITY	ECONOMIC WELL-BEING
936	HAURAKI DISTRICT COUNCIL	VIBRANT AND SUSTAINABLE BUSINESSES AND BUSINESS ECONOMIES IN OUR DISTRICT	NUMBER OF BUILDING CONSENTS ISSUED	PLANNING/BUILDING CONSENTS	ECONOMIC WELL-BEING

Appendix A: List of Community Well-beings Outcomes and Measures by Councils

S.NO.	COUNCIL	OUTCOME	MEASURES	MEASURES BROAD GROUP	WELL-BEINGS
937	HAURAKI DISTRICT COUNCIL	COMMUNITY OUTCOME VIBRANT AND SUSTAINABLE BUSINESSES AND BUSINESS ECONOMIES IN OUR DISTRICT	NUMBER OF SUBDIVISION CONSENTS ISSUED	PLANNING/BUILDING CONSENTS	ECONOMIC WELL-BEING
938	HAURAKI DISTRICT COUNCIL	COMMUNITY OUTCOME VIBRANT AND SUSTAINABLE BUSINESSES AND BUSINESS ECONOMIES IN OUR DISTRICT	PERCEPTION THAT JOB MAKES GOOD USE OF YOUR SKILLS	LEVEL OF EMPLOYMENT AND BUSINESSES	ECONOMIC WELL-BEING
939	HAURAKI DISTRICT COUNCIL	COMMUNITY OUTCOME VIBRANT AND SUSTAINABLE BUSINESSES AND BUSINESS ECONOMIES IN OUR DISTRICT	NUMBER OF GUEST ARRIVALS	TOURISM	ECONOMIC WELL-BEING
940	HAURAKI DISTRICT COUNCIL	COMMUNITY OUTCOME VIBRANT AND SUSTAINABLE BUSINESSES AND BUSINESS ECONOMIES IN OUR DISTRICT	NUMBER OF VISITOR NIGHTS	TOURISM	ECONOMIC WELL-BEING
941	HAURAKI DISTRICT COUNCIL	COMMUNITY OUTCOME VIBRANT AND SUSTAINABLE BUSINESSES AND BUSINESS ECONOMIES IN OUR DISTRICT	NUMBER OF PEOPLE EMPLOYED IN 'TOURISM' - DIRECTLY AND INDIRECTLY	TOURISM	ECONOMIC WELL-BEING
942	HAURAKI DISTRICT COUNCIL	INTEGRATED PROVISION OF QUALITY HEALTH AND SOCIAL SERVICES THROUGHOUT OUR DISTRICT	SAME DAY OR NEXT DAY APPOINTMENTS TO SEE A DOCTOR	HEALTH/HEALTH SERVICES	SOCIAL WELL-BEING
943	HAURAKI DISTRICT COUNCIL	INTEGRATED PROVISION OF QUALITY HEALTH AND SOCIAL SERVICES THROUGHOUT OUR DISTRICT	LIFE EXPECTANCY FOR FEMALES	LIFE EXPECTANCY	DEMOGRAPHICS
944	HAURAKI DISTRICT COUNCIL	INTEGRATED PROVISION OF QUALITY HEALTH AND SOCIAL SERVICES THROUGHOUT OUR DISTRICT	LIFE EXPECTANCY FOR MALES	LIFE EXPECTANCY	DEMOGRAPHICS
945	HAURAKI DISTRICT COUNCIL	INTEGRATED PROVISION OF QUALITY HEALTH AND SOCIAL SERVICES THROUGHOUT OUR DISTRICT	NUMBER OF PEOPLE HAVING SOUGHT PROFESSIONAL ADVICE FROM MENTAL HEALTH SERVICES	SUICIDE/MENTAL HEALTH	SOCIAL WELL-BEING
946	HAURAKI DISTRICT COUNCIL	INTEGRATED PROVISION OF QUALITY HEALTH AND SOCIAL SERVICES THROUGHOUT OUR DISTRICT	NUMBER OF ALCOHOL RELATED OFFENCES AS A PERCENTAGE OF ALL OFFENCES	CRIME/SAFETY	SOCIAL WELL-BEING
947	HAURAKI DISTRICT COUNCIL	INTEGRATED PROVISION OF QUALITY HEALTH AND SOCIAL SERVICES THROUGHOUT OUR DISTRICT	NUMBER OF CHILD ABUSE OFFENCES	CHILD SAFETY & DEVELOPMENT	SOCIAL WELL-BEING
948	HAURAKI DISTRICT COUNCIL	INTEGRATED PROVISION OF QUALITY HEALTH AND SOCIAL SERVICES THROUGHOUT OUR DISTRICT	NUMBER OF FAMILY VIOLENCE OFFENCES	CRIME/SAFETY	SOCIAL WELL-BEING
949	HAURAKI DISTRICT COUNCIL	INTEGRATED PROVISION OF QUALITY HEALTH AND SOCIAL SERVICES THROUGHOUT OUR DISTRICT	NUMBER OF PEOPLE REGISTERED AS UNEMPLOYED (ALL SECTORS)	UNEMPLOYMENT	ECONOMIC WELL-BEING
950	HAURAKI DISTRICT COUNCIL	INTEGRATED PROVISION OF QUALITY HEALTH AND SOCIAL SERVICES THROUGHOUT OUR DISTRICT	PERCEPTIONS THAT JOB MAKES GOOD USE OF YOUR SKILLS	LEVEL OF EMPLOYMENT AND BUSINESSES	ECONOMIC WELL-BEING

Appendix A: List of Community Well-beings Outcomes and Measures by Councils

S.NO.	COUNCIL	OUTCOME	MEASURES	MEASURES BROAD GROUP	WELL-BEINGS
951	HAURAKI DISTRICT COUNCIL	MAINTAIN AND PROTECT THE VIBRANCY OF RURAL COMMUNITIES WITHIN OUR DISTRICT	NUMBER OF DAIRY HECTARES	AGRICULTURE/DAIRY	ECONOMIC WELL-BEING
952	HAURAKI DISTRICT COUNCIL	MAINTAIN AND PROTECT THE VIBRANCY OF RURAL COMMUNITIES WITHIN OUR DISTRICT	NUMBER OF PEOPLE EMPLOYED IN THE RURAL SECTOR	LEVEL OF EMPLOYMENT AND BUSINESSES	ECONOMIC WELL-BEING
953	HAURAKI DISTRICT COUNCIL	MAINTAIN AND PROTECT THE VIBRANCY OF RURAL COMMUNITIES WITHIN OUR DISTRICT	NUMBER OF 'FEDERATIONS OF THE COUNTRY WOMEN'S INSTITUTE' (CLUBS)	SOCIAL CONNECTION	SOCIAL WELL-BEING
954	HAURAKI DISTRICT COUNCIL	MAINTAIN AND PROTECT THE VIBRANCY OF RURAL COMMUNITIES WITHIN OUR DISTRICT	MILK SOLID PRODUCTION	AGRICULTURE/DAIRY	ECONOMIC WELL-BEING
955	HAURAKI DISTRICT COUNCIL	MAINTAIN AND PROTECT THE VIBRANCY OF RURAL COMMUNITIES WITHIN OUR DISTRICT	NUMBER OF CROP BUSINESSES	NUMBER OF BUSINESSES	ECONOMIC WELL-BEING
956	HAURAKI DISTRICT COUNCIL	CULTURAL VALUES OF TANGATA WHENUA THROUGHOUT THE DISTRICT BE RESPECTED AND SUPPORTED THROUGH FURTHER DEVELOPMENT OF CONSULTATION PARTICIPATION AND PARTNERSHIPS	NUMBER OF MAORI WHO CAN SPEAK MAORI	POPULATION/ETHNICITY/DEMOGRAPHICS	DEMOGRAPHICS
957	HAURAKI DISTRICT COUNCIL	CULTURAL VALUES OF TANGATA WHENUA THROUGHOUT THE DISTRICT BE RESPECTED AND SUPPORTED THROUGH FURTHER DEVELOPMENT OF CONSULTATION, PARTICIPATION AND PARTNERSHIPS	NUMBER OF MEMORANDA OF PARTNERSHIP BETWEEN COUNCIL AND IWI	DECISION MAKING/CONSULTATION	SOCIAL WELL-BEING
958	HAURAKI DISTRICT COUNCIL	CULTURAL VALUES OF TANGATA WHENUA THROUGHOUT THE DISTRICT BE RESPECTED AND SUPPORTED THROUGH FURTHER DEVELOPMENT OF CONSULTATION, PARTICIPATION AND PARTNERSHIPS	PERCEPTION THAT FAMILY SHOW RESPECT FOR CULTURES OF OUR PEOPLE	ARTS/CULTURE/MUSEUM/EVENTS	CULTURAL WELL-BEING
959	HAURAKI DISTRICT COUNCIL	CULTURAL VALUES OF TANGATA WHENUA THROUGHOUT THE DISTRICT BE RESPECTED AND SUPPORTED THROUGH FURTHER DEVELOPMENT OF CONSULTATION, PARTICIPATION AND PARTNERSHIPS	PERCEPTION THAT NEIGHBOURHOODS SHOW RESPECT FOR CULTURES OF OUR PEOPLE	ARTS/CULTURE/MUSEUM/EVENTS	CULTURAL WELL-BEING
960	HAURAKI DISTRICT COUNCIL	CULTURAL VALUES OF TANGATA WHENUA THROUGHOUT THE DISTRICT BE RESPECTED AND SUPPORTED THROUGH FURTHER DEVELOPMENT OF CONSULTATION, PARTICIPATION AND PARTNERSHIPS	NUMBER OF PRESCHOOL CHILDREN ENROLLED IN MAORI EDUCATION INITIATIVES	EARLY CHILDHOOD EDUCATION	SOCIAL WELL-BEING

Appendix A: List of Community Well-beings Outcomes and Measures by Councils

S.NO.	COUNCIL	OUTCOME	MEASURES	MEASURES BROAD GROUP	WELL-BEINGS
961	HAURAKI DISTRICT COUNCIL	CULTURAL VALUES OF TANGATA WHENUA THROUGHOUT THE DISTRICT BE RESPECTED AND SUPPORTED THROUGH FURTHER DEVELOPMENT OF CONSULTATION, PARTICIPATION AND PARTNERSHIPS	NUMBER OF MAORI SCHOOL LEAVERS WITH LEVEL 2 OR HIGHER NCEA	QUALIFICATION/SCHOOL	SOCIAL WELL-BEING
962	HAURAKI DISTRICT COUNCIL	CULTURAL VALUES OF TANGATA WHENUA THROUGHOUT THE DISTRICT BE RESPECTED AND SUPPORTED THROUGH FURTHER DEVELOPMENT OF CONSULTATION, PARTICIPATION AND PARTNERSHIPS	GROWTH IN GENERAL HEALTH SERVICES FOR MAORI BY TE KOROWAI HAUORA	HEALTH/HEALTH SERVICES	SOCIAL WELL-BEING
963	HAURAKI DISTRICT COUNCIL	CULTURAL VALUES OF TANGATA WHENUA THROUGHOUT THE DISTRICT BE RESPECTED AND SUPPORTED THROUGH FURTHER DEVELOPMENT OF CONSULTATION, PARTICIPATION AND PARTNERSHIPS	PERCENT OF MAORI REGISTERED AS UNEMPLOYED	UNEMPLOYMENT	ECONOMIC WELL-BEING
964	HAURAKI DISTRICT COUNCIL	OUR HURAKI YOUTH BE PROVIDED WITH GREATER OPPORTUNITIES TO PARTICIPATE IN THE DECISION-MAKING PROCESSES PERTAINING TO THE DEVELOPMENT OF OUR COMMUNITIES	PERCENTAGE OF YOUTH WHO HAVE ACCESS TO THE INTERNET	PHONE/MOBILE/INTERNET	ECONOMIC WELL-BEING
965	HAURAKI DISTRICT COUNCIL	OUR HURAKI YOUTH BE PROVIDED WITH GREATER OPPORTUNITIES TO PARTICIPATE IN THE DECISION-MAKING PROCESSES PERTAINING TO THE DEVELOPMENT OF OUR COMMUNITIES	PERCENTAGE OF YOUTH WHO HAVE ACCESS TO A MOTOR VEHICLE	YOUTH	SOCIAL WELL-BEING
966	HAURAKI DISTRICT COUNCIL	OUR HURAKI YOUTH BE PROVIDED WITH GREATER OPPORTUNITIES TO PARTICIPATE IN THE DECISION-MAKING PROCESSES PERTAINING TO THE DEVELOPMENT OF OUR COMMUNITIES	NUMBER OF YOUTH APPREHENSIONS FOR CRIMINAL OFFENCES	YOUTH	SOCIAL WELL-BEING
967	HAURAKI DISTRICT COUNCIL	OUR HURAKI YOUTH BE PROVIDED WITH GREATER OPPORTUNITIES TO PARTICIPATE IN THE DECISION-MAKING PROCESSES PERTAINING TO THE DEVELOPMENT OF OUR COMMUNITIES	OVERALL YOUTH POPULATION OF DISTRICT	POPULATION/ETHNICITY/DEMOGRAPHICS	DEMOGRAPHICS
968	HAURAKI DISTRICT COUNCIL	#NAME?	NUMBERS OF YOUTH WITH LOW INCOME STATUS	INCOME	ECONOMIC WELL-BEING
969	HAURAKI DISTRICT COUNCIL	WE ENCOURAGE INCREASED OPPORTUNITIES TO PARTICIPATE IN RECREATIONAL, SPORTING AND CULTURAL ACTIVITIES	PERCEPTION OF PROXIMITY TO RECREATIONAL FACILITIES	RECREATIONAL FACILITIES	SOCIAL WELL-BEING

Appendix A: List of Community Well-beings Outcomes and Measures by Councils

S.NO.	COUNCIL	OUTCOME	MEASURES	MEASURES BROAD GROUP	WELL-BEINGS
970	HAURAKI DISTRICT COUNCIL	WE ENCOURAGE INCREASED OPPORTUNITIES TO PARTICIPATE IN RECREATIONAL, SPORTING AND CULTURAL ACTIVITIES	PERCENTAGE OF SECONDARY STUDENTS INVOLVED IN SPORT	SPORTS	SOCIAL WELL-BEING
971	HAURAKI DISTRICT COUNCIL	WE ENCOURAGE INCREASED OPPORTUNITIES TO PARTICIPATE IN RECREATIONAL, SPORTING AND CULTURAL ACTIVITIES	NUMBER OF ELDERLY PEOPLE + PARTICIPATING IN ORGANISED WEEKLY ACTIVITY	ELDERLY PEOPLE	ECONOMIC WELL-BEING
972	HAURAKI DISTRICT COUNCIL	WE ENCOURAGE INCREASED OPPORTUNITIES TO PARTICIPATE IN RECREATIONAL, SPORTING AND CULTURAL ACTIVITIES	PERCEPTION OF OVERALL QUALITY OF LIFE	QUALITY OF LIFE	SOCIAL WELL-BEING
973	HAURAKI DISTRICT COUNCIL	WE ENCOURAGE INCREASED OPPORTUNITIES TO PARTICIPATE IN RECREATIONAL, SPORTING AND CULTURAL ACTIVITIES	PERCENTAGE OF PEOPLE INVOLVED IN 30 MINUTES OR MORE OF DAILY ACTIVITY	PHYSICAL ACTIVITY	SOCIAL WELL-BEING
974	HAURAKI DISTRICT COUNCIL	WE ENCOURAGE INCREASED OPPORTUNITIES TO PARTICIPATE IN RECREATIONAL, SPORTING AND CULTURAL ACTIVITIES	NUMBER OF SPORT, RECREATION AND CULTURAL CLUBS	SPORTS	SOCIAL WELL-BEING
975	HAURAKI DISTRICT COUNCIL	WE ENCOURAGE INCREASED OPPORTUNITIES TO PARTICIPATE IN RECREATIONAL, SPORTING AND CULTURAL ACTIVITIES	PERCEPTION OF RECREATIONAL FACILITIES/ OPPORTUNITIES	RECREATIONAL FACILITIES	SOCIAL WELL-BEING
976	HAURAKI DISTRICT COUNCIL	WE ENCOURAGE INCREASED OPPORTUNITIES TO PARTICIPATE IN RECREATIONAL, SPORTING AND CULTURAL ACTIVITIES	PERCEPTION OF CULTURAL FACILITIES /OPPORTUNITIES	ARTS/CULTURE/MUSEUM/EVENTS	CULTURAL WELL-BEING
977	HAURAKI DISTRICT COUNCIL	WE ENCOURAGE INCREASED OPPORTUNITIES TO PARTICIPATE IN RECREATIONAL, SPORTING AND CULTURAL ACTIVITIES	NUMBER OF BUILDINGS AND PLACES LISTED ON HISTORIC PLACES TRUST REGISTER	HERITAGE/HISTORIC	CULTURAL WELL-BEING
978	HAURAKI DISTRICT COUNCIL	HAURAKI DISTRICT RESIDENTS BE GIVEN THE OPPORTUNITY TO PARTICIPATE IN EDUCATION AND TRAINING PROGRAMMES	CHANGES IN THE NUMBER OF HOMES WITH INTERNET ACCESS	PHONE/MOBILE/INTERNET	ECONOMIC WELL-BEING
979	HAURAKI DISTRICT COUNCIL	HAURAKI DISTRICT RESIDENTS BE GIVEN THE OPPORTUNITY TO PARTICIPATE IN EDUCATION AND TRAINING PROGRAMMES	PERCEPTION OF AVAILABILITY OF PRIMARY SCHOOLS	QUALIFICATION/SCHOOL	SOCIAL WELL-BEING
980	HAURAKI DISTRICT COUNCIL	HAURAKI DISTRICT RESIDENTS BE GIVEN THE OPPORTUNITY TO PARTICIPATE IN EDUCATION AND TRAINING PROGRAMMES	PERCEPTION OF AVAILABILITY OF SECONDARY SCHOOLS	QUALIFICATION/SCHOOL	SOCIAL WELL-BEING
981	HAURAKI DISTRICT COUNCIL	HAURAKI DISTRICT RESIDENTS BE GIVEN THE OPPORTUNITY TO PARTICIPATE IN EDUCATION AND TRAINING PROGRAMMES	PERCEPTION OF PROXIMITY TO SCHOOLS	QUALIFICATION/SCHOOL	SOCIAL WELL-BEING

Appendix A: List of Community Well-beings Outcomes and Measures by Councils

S.NO.	COUNCIL	OUTCOME	MEASURES	MEASURES BROAD GROUP	WELL-BEINGS
982	HAURAKI DISTRICT COUNCIL	HAURAKI DISTRICT RESIDENTS BE GIVEN THE OPPORTUNITY TO PARTICIPATE IN EDUCATION AND TRAINING PROGRAMMES	PERCEPTION OF AVAILABILITY OF COMMUNITY OR TERTIARY EDUCATION	TERTIARY QUALIFICATION	SOCIAL WELL-BEING
983	HAURAKI DISTRICT COUNCIL	HAURAKI DISTRICT RESIDENTS BE GIVEN THE OPPORTUNITY TO PARTICIPATE IN EDUCATION AND TRAINING PROGRAMMES	NUMBER OF PARTICIPANTS IN EARLY CHILDHOOD EDUCATION	EARLY CHILDHOOD EDUCATION	SOCIAL WELL-BEING
984	HAURAKI DISTRICT COUNCIL	HAURAKI DISTRICT RESIDENTS BE GIVEN THE OPPORTUNITY TO PARTICIPATE IN EDUCATION AND TRAINING PROGRAMMES	ATTAINMENT OF ADULT POPULATION TO HIGHER EDUCATION QUALIFICATIONS AGED TO YEARS OF AT LEAST UPPER SECONDARY LEVEL	QUALIFICATION/SCHOOL	SOCIAL WELL-BEING
985	HAWKES BAY REGIONAL COUNCIL	AN ENVIRONMENT THAT IS APPRECIATED, PROTECTED AND SUSTAINED FOR FUTURE GENERATIONS	COMMUNITY AWARENESS AND INVOLVEMENT IN THE ENVIRONMENT	ENVIRONMENT/ENVIRONMENTAL ATTITUDES	ENVIRONMENTAL WELL-BEING
986	HAWKES BAY REGIONAL COUNCIL	AN ENVIRONMENT THAT IS APPRECIATED, PROTECTED AND SUSTAINED FOR FUTURE GENERATIONS	STATE OF THE ENVIRONMENT MONITORING	ENVIRONMENT/ENVIRONMENTAL ATTITUDES	ENVIRONMENTAL WELL-BEING
987	HAWKES BAY REGIONAL COUNCIL	A STRONG, PROSPEROUS AND THRIVING ECONOMY	DEMOGRAPHICS (POPULATION/DWELLINGS)	POPULATION/ETHNICITY/DEMOGRAPHICS	DEMOGRAPHICS
988	HAWKES BAY REGIONAL COUNCIL	A STRONG, PROSPEROUS AND THRIVING ECONOMY	BUSINESS NUMBERS	NUMBER OF BUSINESSES	ECONOMIC WELL-BEING
989	HAWKES BAY REGIONAL COUNCIL	A STRONG, PROSPEROUS AND THRIVING ECONOMY	ECONOMIC GROWTH	GROSS DOMESTIC PRODUCT (GDP)	ECONOMIC WELL-BEING
990	HAWKES BAY REGIONAL COUNCIL	A STRONG, PROSPEROUS AND THRIVING ECONOMY	STANDARD OF LIVING	QUALITY OF LIFE	SOCIAL WELL-BEING
991	HAWKES BAY REGIONAL COUNCIL	A STRONG, PROSPEROUS AND THRIVING ECONOMY	RURAL, SECTOR, TOURISM OTHER INDUSTRIES	TOURISM	ECONOMIC WELL-BEING
992	HAWKES BAY REGIONAL COUNCIL	A STRONG, PROSPEROUS AND THRIVING ECONOMY	EMPLOYMENT	LEVEL OF EMPLOYMENT AND BUSINESSES	ECONOMIC WELL-BEING
993	HAWKES BAY REGIONAL COUNCIL	A STRONG, PROSPEROUS AND THRIVING ECONOMY	RESIDENTIAL PUBLIC INVESTMENT INFRASTRUCTURE	PLANNING/BUILDING CONSENTS	ECONOMIC WELL-BEING
994	HAWKES BAY REGIONAL COUNCIL	A STRONG, PROSPEROUS AND THRIVING ECONOMY	EDUCATION TRAINING	QUALIFICATION/SCHOOL	SOCIAL WELL-BEING
995	HAWKES BAY REGIONAL COUNCIL	A STRONG, PROSPEROUS AND THRIVING ECONOMY	SKILLED LABOUR	LEVEL OF EMPLOYMENT AND BUSINESSES	ECONOMIC WELL-BEING
996	HAWKES BAY REGIONAL COUNCIL	A STRONG, PROSPEROUS AND THRIVING ECONOMY	LABOUR EARNINGS	INCOME	ECONOMIC WELL-BEING
997	HAWKES BAY REGIONAL COUNCIL	A STRONG, PROSPEROUS AND THRIVING ECONOMY	STAFF RETENTION	BUSINESS CONFIDENCE	ECONOMIC WELL-BEING
998	HAWKES BAY REGIONAL COUNCIL	TRANSPORT INFRASTRUCTURE AND SERVICES THAT ARE SAFE, EFFECTIVE AND INTEGRATED	TRANSPORT SAFETY	TRANSPORT	ECONOMIC WELL-BEING
999	HAWKES BAY REGIONAL COUNCIL	TRANSPORT INFRASTRUCTURE AND SERVICES THAT ARE SAFE, EFFECTIVE AND INTEGRATED	PUBLIC TRANSPORT USE	TRANSPORT	ECONOMIC WELL-BEING

Appendix A: List of Community Well-beings Outcomes and Measures by Councils

S.NO.	COUNCIL	OUTCOME	MEASURES	MEASURES BROAD GROUP	WELL-BEINGS
1000	HAWKES BAY REGIONAL COUNCIL	TRANSPORT INFRASTRUCTURE AND SERVICES THAT ARE SAFE, EFFECTIVE AND INTEGRATED	TRAFFIC CRASHES	ROAD ACCIDENTS/INJURIES	ECONOMIC WELL-BEING
1001	HAWKES BAY REGIONAL COUNCIL	TRANSPORT INFRASTRUCTURE AND SERVICES THAT ARE SAFE, EFFECTIVE AND INTEGRATED	VULNERABLE USER RESULTS	TRANSPORT	ECONOMIC WELL-BEING
1002	HAWKES BAY REGIONAL COUNCIL	TRANSPORT, INFRASTRUCTURE AND SERVICES THAT ARE SAFE EFFECTIVE AND INTEGRATED	ROADING NETWORK EFFECTIVENESS	TRANSPORT	ECONOMIC WELL-BEING
1003	HAWKES BAY REGIONAL COUNCIL	TRANSPORT INFRASTRUCTURE AND SERVICES THAT ARE SAFE, EFFECTIVE AND INTEGRATED	REGIONAL DEVELOPMENT	PLANNING/BUILDING CONSENTS	ECONOMIC WELL-BEING
1004	HAWKES BAY REGIONAL COUNCIL	COMMUNITIES THAT VALUE AND PROMOTE THEIR UNIQUE CULTURE AND HERITAGE	HERITAGE PROTECTION AND DEVELOPMENT	HERITAGE/HISTORIC	CULTURAL WELL-BEING
1005	HAWKES BAY REGIONAL COUNCIL	COMMUNITIES THAT VALUE AND PROMOTE THEIR UNIQUE CULTURE AND HERITAGE	MĀORI HERITAGE PROTECTION DEVELOPMENT	HERITAGE/HISTORIC	CULTURAL WELL-BEING
1006	HAWKES BAY REGIONAL COUNCIL	COMMUNITIES THAT VALUE AND PROMOTE THEIR UNIQUE CULTURE AND HERITAGE	APPRECIATION OF MĀORI CULTURE HERITAGE	HERITAGE/HISTORIC	CULTURAL WELL-BEING
1007	HAWKES BAY REGIONAL COUNCIL	STRONG REGIONAL LEADERSHIP AND A SENSE OF BELONGING	REGIONAL COLLABORATION	COUNCIL OPERATIONS	ECONOMIC WELL-BEING
1008	HAWKES BAY REGIONAL COUNCIL	STRONG REGIONAL LEADERSHIP AND A SENSE OF BELONGING	PUBLIC INVOLVEMENT IN GOVERNANCE	DECISION MAKING/CONSULTATION	SOCIAL WELL-BEING
1009	HAWKES BAY REGIONAL COUNCIL	STRONG REGIONAL LEADERSHIP AND A SENSE OF BELONGING	ECONOMIC DEVELOPMENT REGIONAL WELL-BEING	GROSS DOMESTIC PRODUCT (GDP)	ECONOMIC WELL-BEING
1010	HAWKES BAY REGIONAL COUNCIL	SUPPORTIVE, CARING AND INCLUSIVE COMMUNITIES	DEPRIVATION INDEX	DEPRIVATION INDEX	SOCIAL WELL-BEING
1011	HAWKES BAY REGIONAL COUNCIL	SUPPORTIVE, CARING AND INCLUSIVE COMMUNITIES	COMMUNITY INVOLVEMENT	COMMUNITY DEVELOPMENT	SOCIAL WELL-BEING
1012	HAWKES BAY REGIONAL COUNCIL	SUPPORTIVE, CARING AND INCLUSIVE COMMUNITIES	MĀORI SOCIOECONOMIC DEVELOPMENT	ECONOMIC ACTIVITY	ECONOMIC WELL-BEING
1013	HAWKES BAY REGIONAL COUNCIL	SAFE AND ACCESSIBLE RECREATIONAL FACILITIES	USE OF FACILITIES	COUNCIL FACILITIES	SOCIAL WELL-BEING
1014	HAWKES BAY REGIONAL COUNCIL	SAFE AND ACCESSIBLE RECREATIONAL FACILITIES	EXTERNAL MARKETING OF FACILITIES	COUNCIL FACILITIES	SOCIAL WELL-BEING
1015	HAWKES BAY REGIONAL COUNCIL	SAFE AND ACCESSIBLE RECREATIONAL FACILITIES	RESIDENT SATISFACTION WITH FACILITIES	COUNCIL FACILITIES	SOCIAL WELL-BEING
1016	HAWKES BAY REGIONAL COUNCIL	SAFE AND ACCESSIBLE RECREATIONAL FACILITIES	INVESTMENT IN NEW FACILITIES	COUNCIL FACILITIES	SOCIAL WELL-BEING
1017	HAWKES BAY REGIONAL COUNCIL	SAFE AND SECURE COMMUNITIES	CRIME LEVELS	CRIME/SAFETY	SOCIAL WELL-BEING
1018	HAWKES BAY REGIONAL COUNCIL	SAFE AND SECURE COMMUNITIES	POLICE RESOURCES	CRIME/SAFETY	SOCIAL WELL-BEING
1019	HAWKES BAY REGIONAL COUNCIL	SAFE AND SECURE COMMUNITIES	CCTV MONITORING	CRIME/SAFETY	SOCIAL WELL-BEING
1020	HAWKES BAY REGIONAL COUNCIL	SAFE AND SECURE COMMUNITIES	FAMILY VIOLENCE	CRIME/SAFETY	SOCIAL WELL-BEING

Appendix A: List of Community Well-beings Outcomes and Measures by Councils

S.NO.	COUNCIL	OUTCOME	MEASURES	MEASURES BROAD GROUP	WELL-BEINGS
1021	HAWKES BAY REGIONAL COUNCIL	A LIFETIME OF GOOD HEALTH AND WELL-BEING	ACCESS TO PRIMARY HEALTH SERVICES	HEALTH/HEALTH SERVICES	SOCIAL WELL-BEING
1022	HAWKES BAY REGIONAL COUNCIL	A LIFETIME OF GOOD HEALTH AND WELL-BEING	LIFE EXPECTANCY	LIFE EXPECTANCY	DEMOGRAPHICS
1023	HAWKES BAY REGIONAL COUNCIL	A LIFETIME OF GOOD HEALTH AND WELL-BEING	KEY HEALTH DETERMINANTS	HEALTH/HEALTH SERVICES	SOCIAL WELL-BEING
1024	HAWKES BAY REGIONAL COUNCIL	A LIFETIME OF GOOD HEALTH AND WELL-BEING	QUALITY OF HEALTH SERVICES	HEALTH/HEALTH SERVICES	SOCIAL WELL-BEING
1025	HOROWHENUA DISTRICT COUNCIL	THRIVING COMMUNITIES	OUR COMMUNITIES HAVE A SENSE OF PLACE THAT MAKES PEOPLE FEEL PROUD TO LIVE HERE	COMMUNITY DEVELOPMENT	SOCIAL WELL-BEING
1026	HOROWHENUA DISTRICT COUNCIL	THRIVING COMMUNITIES	OUR COMMUNITIES HAVE ACCESS TO HEALTH, SOCIAL AND RECREATION FACILITIES WHICH ENABLE PEOPLE TO ENJOY POSITIVE HEALTHY LIFESTYLES	HEALTH/HEALTH SERVICES	SOCIAL WELL-BEING
1027	HOROWHENUA DISTRICT COUNCIL	THRIVING COMMUNITIES	OUR COMMUNITIES LIVE IN A SAFE AND SUPPORTIVE ENVIRONMENT AND ARE EMPOWERED TO MAKE POSITIVE AND HEALTHY LIFESTYLE CHOICES	CRIME/SAFETY	SOCIAL WELL-BEING
1028	HOROWHENUA DISTRICT COUNCIL	THRIVING COMMUNITIES	OUR COMMUNITIES ARE INCLUSIVE, CONNECTED AND HAVE THE OPPORTUNITY TO INFLUENCE LOCAL OUTCOMES AND DECISIONS	DECISION MAKING/CONSULTATION	SOCIAL WELL-BEING
1029	HOROWHENUA DISTRICT COUNCIL	THRIVING COMMUNITIES	OUR COMMUNITIES ARE RESILIENT AND PROVIDE FOR INTERGENERATIONAL WELL-BEING THROUGH NETWORKS WHICH CARE FOR ALL AGES	NATURAL DISASTER/RESILIENCE	ENVIRONMENTAL WELL-BEING
1030	HOROWHENUA DISTRICT COUNCIL	THRIVING COMMUNITIES	OUR COMMUNITIES INDIVIDUALLY AND COLLECTIVELY PARTICIPATE IN COMMUNITY DEVELOPMENT	COMMUNITY DEVELOPMENT	SOCIAL WELL-BEING
1031	HOROWHENUA DISTRICT COUNCIL	AN EXUBERANT ECONOMY	WE ARE A WELCOMING, ENABLING AND BUSINESS FRIENDLY DISTRICT THAT ENCOURAGES LOCAL ECONOMIC DEVELOPMENT	LEVEL OF EMPLOYMENT AND BUSINESSES	ECONOMIC WELL-BEING
1032	HOROWHENUA DISTRICT COUNCIL	AN EXUBERANT ECONOMY	WE PROVIDE OPPORTUNITIES FOR PEOPLE OF ALL AGES AND AT ALL PHASES OF LIFE TO ENJOY A QUALITY OF LIVING WITHIN OUR DISTRICT THAT IS ECONOMICALLY SUSTAINABLE AND AFFORDABLE	HOUSE AFFORDABILITY	ECONOMIC WELL-BEING
1033	HOROWHENUA DISTRICT COUNCIL	AN EXUBERANT ECONOMY	WE RECOGNISE AND MANAGE THE EFFECTS OF POPULATION GROWTH AND ACTIVELY PROMOTE THE DISTRICT AS A DESTINATION OF CHOICE	COMMUNITY DEVELOPMENT	SOCIAL WELL-BEING
1034	HOROWHENUA DISTRICT COUNCIL	AN EXUBERANT ECONOMY	WE VALUE THE ROLE OUR DISTRICT'S NATURAL, CULTURAL AND SOCIAL ASSETS PLAY IN SUPPORTING ECONOMIC DEVELOPMENT	GROSS DOMESTIC PRODUCT (GDP)	ECONOMIC WELL-BEING
1035	HOROWHENUA DISTRICT COUNCIL	STUNNING ENVIRONMENT	WE ARE PROUD OF OUR NATURAL AND BUILT ENVIRONMENTS	ENVIRONMENT/ENVIRONMENTAL ATTITUDES	ENVIRONMENTAL WELL-BEING
1036	HOROWHENUA DISTRICT COUNCIL	STUNNING ENVIRONMENT	WE SUSTAINABLY MANAGE OUR ENVIRONMENT AND NATURAL RESOURCES TO ENSURE THEY CAN BE ENJOYED NOW AND BY FUTURE GENERATIONS	ENVIRONMENT/ENVIRONMENTAL ATTITUDES	ENVIRONMENTAL WELL-BEING
1037	HOROWHENUA DISTRICT COUNCIL	STUNNING ENVIRONMENT	WE RECOGNISE THAT OUR NATURAL ENVIRONMENT PLAYS A VITAL ROLE IN SUSTAINING THE DISTRICT	ENVIRONMENT/ENVIRONMENTAL ATTITUDES	ENVIRONMENTAL WELL-BEING
1038	HOROWHENUA DISTRICT COUNCIL	STUNNING ENVIRONMENT	WE ACTIVELY SUPPORT IMPROVING THE HEALTH OF OUR DISTRICT'S RIVERS, LAKES AND WATERWAYS	RIVER, LAKES, COASTAL AND GROUNDWATER	ENVIRONMENTAL WELL-BEING
1039	HOROWHENUA DISTRICT COUNCIL	ENABLING INFRASTRUCTURE	OUR FACILITIES AND INFRASTRUCTURE SERVICES ARE PLANNED AND DEVELOPED FOR EACH TOWN OR VILLAGE IN OUR DISTRICT TO MEET CURRENT AND FUTURE NEEDS	COUNCIL FACILITIES	SOCIAL WELL-BEING
1040	HOROWHENUA DISTRICT COUNCIL	ENABLING INFRASTRUCTURE	WASTE REDUCTION, RECYCLING, ENERGY CONSERVATION AND EFFICIENCY, AND WATER CONSERVATION ARE PROMOTED AS PART OF HOW WE ALL LIVE	WASTE TO LANDFILL	ENVIRONMENTAL WELL-BEING

Appendix A: List of Community Well-beings Outcomes and Measures by Councils

S.NO.	COUNCIL	OUTCOME	MEASURES	MEASURES BROAD GROUP	WELL-BEINGS
1041	HOROWHENUA DISTRICT COUNCIL	ENABLING INFRASTRUCTURE	WE HAVE RELIABLE, EFFICIENT AND WELL PLANNED COMMUNITY FACILITIES AND INFRASTRUCTURE SERVICES	COUNCIL FACILITIES	SOCIAL WELL-BEING
1042	HOROWHENUA DISTRICT COUNCIL	ENABLING INFRASTRUCTURE	OUR COMMUNITY FACILITIES AND INFRASTRUCTURE ARE BUILT RESILIENTLY, PREPARING US TO COMBAT CLIMATE CHANGE AND NATURAL HAZARDS	NATURAL DISASTER/RESILIENCE	ENVIRONMENTAL WELL-BEING
1043	HOROWHENUA DISTRICT COUNCIL	PARTNERSHIP WITH TANGATA WHENUA	WE ACKNOWLEDGE OUR PARTNERSHIP WITH THE TANGATA WHENUA OF OUR DISTRICT THROUGH A PROACTIVE APPROACH TO THE TREATY OF WAITANGI AND ITS PRINCIPLES	TREATY OF WAITANGI	CULTURAL WELL-BEING
1044	HOROWHENUA DISTRICT COUNCIL	PARTNERSHIP WITH TANGATA WHENUA	WE SUPPORT MANA WHENUA TO MAINTAIN AND ENHANCE THEIR TRADITIONS WITH THEIR ANCESTRAL LANDS AND WATERWAYS, WAHI TAPU AND OTHER TAONGA	RIVER, LAKES, COASTAL AND GROUNDWATER	ENVIRONMENTAL WELL-BEING
1045	HOROWHENUA DISTRICT COUNCIL	PARTNERSHIP WITH TANGATA WHENUA	WE WORK WITH LOCAL MARAE, HAPU AND IWI TO SUPPORT THEIR DEVELOPMENT AND CAPACITY BUILDING	TREATY OF WAITANGI	CULTURAL WELL-BEING
1046	HOROWHENUA DISTRICT COUNCIL	PARTNERSHIP WITH TANGATA WHENUA	WE VALUE WORKING TOGETHER TO ACHIEVE COMMON GOALS	COMMUNITY DEVELOPMENT	SOCIAL WELL-BEING
1047	HOROWHENUA DISTRICT COUNCIL	VIBRANT CULTURES	WE ARE PROUD OF THE HERITAGE AND DIVERSITY OF OUR DISTRICT AND OUR PEOPLE	HERITAGE/HISTORIC	CULTURAL WELL-BEING
1048	HOROWHENUA DISTRICT COUNCIL	VIBRANT CULTURES	WE RESPECT EACH OTHER AND WHAT WE EACH CONTRIBUTE TO THE DISTRICT THROUGH OUR TRADITIONS AND CULTURE	ARTS/CULTURE/MUSEUM/EVENTS	CULTURAL WELL-BEING
1049	HOROWHENUA DISTRICT COUNCIL	VIBRANT CULTURES	OUR COMMUNITYS CULTURAL DIVERSITY IS CELEBRATED	CULTURAL ACCEPTANCE	CULTURAL WELL-BEING
1050	HURUNUI DISTRICT COUNCIL	A DESIRABLE PLACE TO LIVE, WORK AND PLAY	PERCENTAGE OF PEOPLE IN PAID EMPLOYMENT	LEVEL OF EMPLOYMENT AND BUSINESSES	ECONOMIC WELL-BEING
1051	HURUNUI DISTRICT COUNCIL	A DESIRABLE PLACE TO LIVE, WORK AND PLAY	NUMBER OF VOLUNTEERS HELPING OUTSIDE OF THE HOME	VOLUNTEER/UNPAID WORK	SOCIAL WELL-BEING
1052	HURUNUI DISTRICT COUNCIL	A DESIRABLE PLACE TO LIVE, WORK AND PLAY	DEGREE PEOPLE FEEL A SENSE OF COMMUNITY WITH OTHERS IN THE LOCAL NEIGHBOURHOOD	SOCIAL CONNECTION	SOCIAL WELL-BEING
1053	HURUNUI DISTRICT COUNCIL	A DESIRABLE PLACE TO LIVE, WORK AND PLAY	PERCEPTIONS OF PEOPLE ABOUT THEIR QUALITY OF LIFE	QUALITY OF LIFE	SOCIAL WELL-BEING
1054	HURUNUI DISTRICT COUNCIL	A DESIRABLE PLACE TO LIVE, WORK AND PLAY	VOTER TURNOUT AT LOCAL GOVERNMENT ELECTIONS	ELECTIONS/VOTER TURNOUT	SOCIAL WELL-BEING
1055	HURUNUI DISTRICT COUNCIL	A DESIRABLE PLACE TO LIVE, WORK AND PLAY	NUMBER OF PEOPLE INVOLVED IN COUNCIL MEETINGS, THE PAST YEAR	DECISION MAKING/CONSULTATION	SOCIAL WELL-BEING
1056	HURUNUI DISTRICT COUNCIL	A DESIRABLE PLACE TO LIVE, WORK AND PLAY	LEVEL OF CONFIDENCE IN COUNCILS DECISION MAKING IN THE PAST YEAR	DECISION MAKING/CONSULTATION	SOCIAL WELL-BEING
1057	HURUNUI DISTRICT COUNCIL	A DESIRABLE PLACE TO LIVE, WORK AND PLAY	DEGREE OF UNDERSTANDING OF COUNCILS DECISION MAKING	DECISION MAKING/CONSULTATION	SOCIAL WELL-BEING
1058	HURUNUI DISTRICT COUNCIL	A DESIRABLE PLACE TO LIVE, WORK AND PLAY	DISTRICT POPULATION AND GROWTH RATE	POPULATION/ETHNICITY/DEMOGRAPHICS	DEMOGRAPHICS
1059	HURUNUI DISTRICT COUNCIL	A DESIRABLE PLACE TO LIVE, WORK AND PLAY	PERCEPTION OF ATTRACTIVENESS OF TOWNSHIP AND VILLAGE	CBD: CITY CENTRE	SOCIAL WELL-BEING
1060	HURUNUI DISTRICT COUNCIL	A DESIRABLE PLACE TO LIVE, WORK AND PLAY	PERCEPTION OF USE OF SUBDIVISIONS, COASTAL ENVIRONMENT, HANMER BASIN AND HURUNUI LAKES	PLANNING/BUILDING CONSENTS	ECONOMIC WELL-BEING
1061	HURUNUI DISTRICT COUNCIL	A DESIRABLE PLACE TO LIVE, WORK AND PLAY	PARTICIPATION IN LEISURE, ARTS AND CULTURAL ACTIVITIES	ARTS/CULTURE/MUSEUM/EVENTS	CULTURAL WELL-BEING
1062	HURUNUI DISTRICT COUNCIL	A DESIRABLE PLACE TO LIVE, WORK AND PLAY	INVOLVEMENT IN PHYSICAL ACTIVITIES, INCLUDING BARRIERS	PHYSICAL ACTIVITY	SOCIAL WELL-BEING
1063	HURUNUI DISTRICT COUNCIL	A DESIRABLE PLACE TO LIVE, WORK AND PLAY	NUMBER OF HERITAGE SITES AND BUILDINGS	HERITAGE/HISTORIC	CULTURAL WELL-BEING

Appendix A: List of Community Well-beings Outcomes and Measures by Councils

S.NO.	COUNCIL	OUTCOME	MEASURES	MEASURES BROAD GROUP	WELL-BEINGS
1064	HURUNUI DISTRICT COUNCIL	A HEALTHY, SAFE PLACE TO LIVE	NUMBER AND PERCENTAGE OF PEOPLE ENROLLED IN PHO	HEALTH/HEALTH SERVICES	SOCIAL WELL-BEING
1065	HURUNUI DISTRICT COUNCIL	A HEALTHY, SAFE PLACE TO LIVE	NUMBER OF GPS PER HEAD OF POPULATION	HEALTH/HEALTH SERVICES	SOCIAL WELL-BEING
1066	HURUNUI DISTRICT COUNCIL	A HEALTHY, SAFE PLACE TO LIVE	HOURS SPENT IN THE HURUNUI DISTRICT BY THE DISTRICT NURSING SERVICE	HEALTH/HEALTH SERVICES	SOCIAL WELL-BEING
1067	HURUNUI DISTRICT COUNCIL	A HEALTHY, SAFE PLACE TO LIVE	REASONS WHY PEOPLE DID NOT GO TO THE DOCTOR WHEN THEY WANTED TO	HEALTH/HEALTH SERVICES	SOCIAL WELL-BEING
1068	HURUNUI DISTRICT COUNCIL	A HEALTHY, SAFE PLACE TO LIVE	PEOPLE'S PERCEPTION OF ACCESSIBILITY OF HEALTH SERVICES	HEALTH/HEALTH SERVICES	SOCIAL WELL-BEING
1069	HURUNUI DISTRICT COUNCIL	A HEALTHY, SAFE PLACE TO LIVE	NUMBER OF NZ FIRE SERVICE CALL-OUTS	NATURAL DISASTER/RESILIENCE	ENVIRONMENTAL WELL-BEING
1070	HURUNUI DISTRICT COUNCIL	A HEALTHY, SAFE PLACE TO LIVE	NUMBERS OF VOLUNTEERS IN ESSENTIAL SERVICES (IN COMPARISON TO NUMBERS REQUIRED)	VOLUNTEER/UNPAID WORK	SOCIAL WELL-BEING
1071	HURUNUI DISTRICT COUNCIL	A HEALTHY, SAFE PLACE TO LIVE	NUMBER OF HOSPITAL ADMISSIONS AND DEATHS FOR INJURIES	HOSPITALISATIONS	ECONOMIC WELL-BEING
1072	HURUNUI DISTRICT COUNCIL	A HEALTHY, SAFE PLACE TO LIVE	NUMBER OF WORKPLACE FATALITIES AND INJURIES	ROAD ACCIDENTS/INJURIES	ECONOMIC WELL-BEING
1073	HURUNUI DISTRICT COUNCIL	A HEALTHY, SAFE PLACE TO LIVE	ROAD CRASH FATALITIES AND INJURIES BY CAUSE OF CRASH	ROAD ACCIDENTS/INJURIES	ECONOMIC WELL-BEING
1074	HURUNUI DISTRICT COUNCIL	A HEALTHY, SAFE PLACE TO LIVE	NUMBER AND TYPES OF CRIME OFFENCES	CRIME/SAFETY	SOCIAL WELL-BEING
1075	HURUNUI DISTRICT COUNCIL	A HEALTHY, SAFE PLACE TO LIVE	PERCEPTIONS OF SAFETY AT HOME AND IN THE NEIGHBOURHOOD	CRIME/SAFETY	SOCIAL WELL-BEING
1076	HURUNUI DISTRICT COUNCIL	A HEALTHY, SAFE PLACE TO LIVE	HOME OWNERSHIP STATISTICS	HOME OWNERSHIP	DEMOGRAPHICS
1077	HURUNUI DISTRICT COUNCIL	A HEALTHY, SAFE PLACE TO LIVE	MEDIAN DWELLING SALE PRICES	HOUSE AFFORDABILITY	ECONOMIC WELL-BEING
1078	HURUNUI DISTRICT COUNCIL	A HEALTHY, SAFE PLACE TO LIVE	SIZE OF WAITING LIST FOR COUNCIL IN GOVERNMENT HOUSING	HOUSE AFFORDABILITY	ECONOMIC WELL-BEING
1079	HURUNUI DISTRICT COUNCIL	A HEALTHY, SAFE PLACE TO LIVE	NUMBER OF PEOPLE RECEIVING GOVERNMENT ACCOMMODATION SUPPLEMENTS	HOUSE AFFORDABILITY	ECONOMIC WELL-BEING
1080	HURUNUI DISTRICT COUNCIL	A HEALTHY, SAFE PLACE TO LIVE	STATUS OF CIVIL DEFENCE RESOURCES AND PLANS	NATURAL DISASTER/RESILIENCE	ENVIRONMENTAL WELL-BEING
1081	HURUNUI DISTRICT COUNCIL	A THRIVING LOCAL ECONOMY	PERCENTAGE OF PEOPLE IN FULL AND PART TIME EMPLOYMENT BY INDUSTRY AN APPLICATION GROUPING	LEVEL OF EMPLOYMENT AND BUSINESSES	ECONOMIC WELL-BEING
1082	HURUNUI DISTRICT COUNCIL	A THRIVING LOCAL ECONOMY	PERCENTAGE OF PEOPLE IN LABOR FORCE	LEVEL OF EMPLOYMENT AND BUSINESSES	ECONOMIC WELL-BEING
1083	HURUNUI DISTRICT COUNCIL	A THRIVING LOCAL ECONOMY	LONG-TERM (6 MONTHS OR ONE YEAR PLUS) UNEMPLOYMENT RATES	UNEMPLOYMENT	ECONOMIC WELL-BEING
1084	HURUNUI DISTRICT COUNCIL	A THRIVING LOCAL ECONOMY	PERCENTAGE OF PEOPLE REGISTERED UNEMPLOYED	UNEMPLOYMENT	ECONOMIC WELL-BEING
1085	HURUNUI DISTRICT COUNCIL	A THRIVING LOCAL ECONOMY	DOLLAR VALUE OF COMMERCIAL AND RESIDENTIAL BUILDING CONSENTS ISSUED	PLANNING/BUILDING CONSENTS	ECONOMIC WELL-BEING
1086	HURUNUI DISTRICT COUNCIL	A THRIVING LOCAL ECONOMY	AVERAGE WEEKLY EARNINGS AND MEDIAN ANNUAL INCOME	INCOME	ECONOMIC WELL-BEING
1087	HURUNUI DISTRICT COUNCIL	A THRIVING LOCAL ECONOMY	TOTAL NUMBER OF PEOPLE ON MAIN BENEFITS	INCOME	ECONOMIC WELL-BEING
1088	HURUNUI DISTRICT COUNCIL	A THRIVING LOCAL ECONOMY	PERCENTAGE AND AVERAGE NUMBERS OF EMPLOYEES	LEVEL OF EMPLOYMENT AND BUSINESSES	ECONOMIC WELL-BEING
1089	HURUNUI DISTRICT COUNCIL	A THRIVING LOCAL ECONOMY	NUMBER OF BUSINESSES	NUMBER OF BUSINESSES	ECONOMIC WELL-BEING
1090	HURUNUI DISTRICT COUNCIL	A THRIVING LOCAL ECONOMY	DISTRIBUTION OF INDUSTRY BY TYPE (BASED ON STATS NZ BUSINESS FRAME)	LEVEL OF EMPLOYMENT AND BUSINESSES	ECONOMIC WELL-BEING
1091	HURUNUI DISTRICT COUNCIL	A THRIVING LOCAL ECONOMY	ACCESS TO TELECOMMUNICATION SERVICES	PHONE/MOBILE/INTERNET	ECONOMIC WELL-BEING
1092	HURUNUI DISTRICT COUNCIL	A THRIVING LOCAL ECONOMY	TELECOM AND VODAFONE MOBILE COVERAGE AREAS	PHONE/MOBILE/INTERNET	ECONOMIC WELL-BEING
1093	HURUNUI DISTRICT COUNCIL	A THRIVING LOCAL ECONOMY	ACCESS TO AND SATISFACTION WITH BROADBAND	PHONE/MOBILE/INTERNET	ECONOMIC WELL-BEING
1094	HURUNUI DISTRICT COUNCIL	ESSENTIAL INFRASTRUCTURE	QUALITY OF DRINKING WATER THROUGHOUT DISTRICT	DRINKING WATER	ENVIRONMENTAL WELL-BEING
1095	HURUNUI DISTRICT COUNCIL	ESSENTIAL INFRASTRUCTURE	RATE OF CONSUMPTION VERSUS SUPPLY OF WATER	RIVER, LAKES, COASTAL AND GROUNDWATER	ENVIRONMENTAL WELL-BEING
1096	HURUNUI DISTRICT COUNCIL	ESSENTIAL INFRASTRUCTURE	PEOPLES PERCEPTION OF THE QUALITY AND QUANTITY OF WATER AVAILABLE	RIVER, LAKES, COASTAL AND GROUNDWATER	ENVIRONMENTAL WELL-BEING

Appendix A: List of Community Well-beings Outcomes and Measures by Councils

S.NO.	COUNCIL	OUTCOME	MEASURES	MEASURES BROAD GROUP	WELL-BEINGS
1097	HURUNUI DISTRICT COUNCIL	ESSENTIAL INFRASTRUCTURE	PEOPLE'S PERCEPTION OF THE SAFETY AND MAINTENANCE OF ROADS IN THE DISTRICT	CRIME/SAFETY	SOCIAL WELL-BEING
1098	HURUNUI DISTRICT COUNCIL	ESSENTIAL INFRASTRUCTURE	ROAD ROUGHNESS IN THE DISTRICT	TRANSPORT	ECONOMIC WELL-BEING
1099	HURUNUI DISTRICT COUNCIL	ESSENTIAL INFRASTRUCTURE	COMPLIANCE OF DISCHARGE CONCERNS FOR WASTEWATER	SEWERAGE/WASTEWATER	ENVIRONMENTAL WELL-BEING
1100	HURUNUI DISTRICT COUNCIL	ESSENTIAL INFRASTRUCTURE	PEOPLES PERCEPTION OF THE QUALITY AND QUANTITY OF PUBLIC TOILET IN THE DISTRICT	COUNCIL FACILITIES	SOCIAL WELL-BEING
1101	HURUNUI DISTRICT COUNCIL	ENVIRONMENTAL RESPONSIBILITY	SWIMMING WATER QUALITY	RIVER, LAKES, COASTAL AND GROUNDWATER	ENVIRONMENTAL WELL-BEING
1102	HURUNUI DISTRICT COUNCIL	ENVIRONMENTAL RESPONSIBILITY	NO OF DAYS THAT MONITORED RIVERS DROP BELOW ECAN MINIMUM FLOW LEVELS	RIVER, LAKES, COASTAL AND GROUNDWATER	ENVIRONMENTAL WELL-BEING
1103	HURUNUI DISTRICT COUNCIL	ENVIRONMENTAL RESPONSIBILITY	LEVEL OF WASTE TO LANDFILL AND PERCENTAGE AND TYPE OF WASTE TO RECYCLE	WASTE TO LANDFILL	ENVIRONMENTAL WELL-BEING
1104	HURUNUI DISTRICT COUNCIL	ENVIRONMENTAL RESPONSIBILITY	DOLLARS INVESTED IN ENVIRONMENTAL AWARDS	ENVIRONMENT/ENVIRONMENTAL ATTITUDES	ENVIRONMENTAL WELL-BEING
1105	HURUNUI DISTRICT COUNCIL	ENVIRONMENTAL RESPONSIBILITY	HECTORS PROTECTED UNDER QEII COVENANTS	ENVIRONMENT/ENVIRONMENTAL ATTITUDES	ENVIRONMENTAL WELL-BEING
1106	HURUNUI DISTRICT COUNCIL	ENVIRONMENTAL RESPONSIBILITY	AREA OF NATIVE VEGETATION	NATIVE VEGETATION	ENVIRONMENTAL WELL-BEING
1107	HURUNUI DISTRICT COUNCIL	ENVIRONMENTAL RESPONSIBILITY	SPREAD OF WILDING TREES	ENVIRONMENT/ENVIRONMENTAL ATTITUDES	ENVIRONMENTAL WELL-BEING
1108	HURUNUI DISTRICT COUNCIL	ENVIRONMENTAL RESPONSIBILITY	NUMBER OF NASSELLA PER HECTARE	ENVIRONMENT/ENVIRONMENTAL ATTITUDES	ENVIRONMENTAL WELL-BEING
1109	HURUNUI DISTRICT COUNCIL	ENVIRONMENTAL RESPONSIBILITY	LEVEL OF POSSUM FERRETS AND RABBITS	ENVIRONMENT/ENVIRONMENTAL ATTITUDES	ENVIRONMENTAL WELL-BEING
1110	HURUNUI DISTRICT COUNCIL	ENVIRONMENTAL RESPONSIBILITY	PEOPLES PERCEPTION OF ENVIRONMENTAL ISSUES THAT NEED TO BE FURTHER INVESTIGATED OR BETTER MANAGED IN THE DISTRICT	ENVIRONMENT/ENVIRONMENTAL ATTITUDES	ENVIRONMENTAL WELL-BEING
1111	HURUNUI DISTRICT COUNCIL	SKILLS AND EDUCATION FOR WORK AND LIFE	PERCENTAGE OF SCHOOL ENTRANTS WHO HAVE PARTICIPATED IN EARLY CHILDHOOD EDUCATION	EARLY CHILDHOOD EDUCATION	SOCIAL WELL-BEING
1112	HURUNUI DISTRICT COUNCIL	SKILLS AND EDUCATION FOR WORK AND LIFE	NUMBER OF ENROLLMENTS IN EARLY CHILDHOOD EDUCATION	EARLY CHILDHOOD EDUCATION	SOCIAL WELL-BEING
1113	HURUNUI DISTRICT COUNCIL	SKILLS AND EDUCATION FOR WORK AND LIFE	HURUNUI SCHOOL ROLL NUMBERS	QUALIFICATION/SCHOOL	SOCIAL WELL-BEING
1114	HURUNUI DISTRICT COUNCIL	SKILLS AND EDUCATION FOR WORK AND LIFE	NQF RESULTS FOR LOCAL SCHOOLS	QUALIFICATION/SCHOOL	SOCIAL WELL-BEING
1115	HURUNUI DISTRICT COUNCIL	SKILLS AND EDUCATION FOR WORK AND LIFE	DECILE RATING FOR LOCAL SCHOOLS	QUALIFICATION/SCHOOL	SOCIAL WELL-BEING
1116	HURUNUI DISTRICT COUNCIL	SKILLS AND EDUCATION FOR WORK AND LIFE	PERCENTAGE OF SCHOOL LEAVERS WITH NO QUALIFICATION	QUALIFICATION/SCHOOL	SOCIAL WELL-BEING
1117	HURUNUI DISTRICT COUNCIL	SKILLS AND EDUCATION FOR WORK AND LIFE	NUMBER OF MODERN APPRENTICESHIPS	APPRENTICESHIPS FOR YOUNG PEOPLE	ECONOMIC WELL-BEING
1118	HURUNUI DISTRICT COUNCIL	SKILLS AND EDUCATION FOR WORK AND LIFE	NUMBER OF PEOPLE UNDERTAKING INDUSTRY TRAINING	APPRENTICESHIPS FOR YOUNG PEOPLE	ECONOMIC WELL-BEING
1119	HURUNUI DISTRICT COUNCIL	SKILLS AND EDUCATION FOR WORK AND LIFE	NUMBER OF ACTIVE MEMBERS OF DISTRICT LIBRARIES	LIBRARY	SOCIAL WELL-BEING
1120	HURUNUI DISTRICT COUNCIL	SKILLS AND EDUCATION FOR WORK AND LIFE	PERCEPTION OF THE QUALITY OF EDUCATION AVAILABLE WITHIN THE DISTRICT	QUALIFICATION/SCHOOL	SOCIAL WELL-BEING
1121	INVERCARGILL DISTRICT COUNCIL	SOUTHLAND IS A GREAT PLACE TO LIVE	IDENTIFICATION AND PRESERVATION OF LOCAL HERITAGE SITES A NEW ZEALAND HISTORIC PLACES TRUST REGISTRATIONS OF CATEGORY I AND II BUILDINGS AND HISTORIC AREAS IN THE SOUTHLAND REGION BY TERRITORIAL LOCAL AUTHORITY	HERITAGE/HISTORIC	CULTURAL WELL-BEING

Appendix A: List of Community Well-beings Outcomes and Measures by Councils

S.NO.	COUNCIL	OUTCOME	MEASURES	MEASURES BROAD GROUP	WELL-BEINGS
1122	INVERCARGILL DISTRICT COUNCIL	SOUTHLAND IS A GREAT PLACE TO LIVE	IDENTIFICATION AND PRESERVATION OF LOCAL HERITAGE SITES: B SOUTHLAND COASTAL HERITAGE INVENTORY PROJECT RESULTS 2008	HERITAGE/HISTORIC	CULTURAL WELL-BEING
1123	INVERCARGILL DISTRICT COUNCIL	SOUTHLAND IS A GREAT PLACE TO LIVE	HERITAGE ACTIVITIES WITHIN THE SOUTHLAND REGION HERITAGE SITES WITHIN THE SOUTHLAND REGION HAVE BEEN PROGRESSIVELY MADE AVAILABLE TO THE LOCAL COMMUNITY AND VISITORS ALIKE WITH THE DEVELOPMENT OF HERITAGE TRAILS	HERITAGE/HISTORIC	CULTURAL WELL-BEING
1124	INVERCARGILL DISTRICT COUNCIL	SOUTHLAND IS A GREAT PLACE TO LIVE	HERITAGE ACTIVITIES WITHIN THE SOUTHLAND REGION MUSEUM DEVELOPMENTS WITHIN THE SOUTHLAND REGION ENSURE THAT LOCAL AND REGIONAL HISTORY IS PRESERVED AND PRESENTED FOR THE EDUCATION AND ENJOYMENT OF LOCAL RESIDENTS AND VISITORS ALIKE MUSEUM DEVELOPMENTS WITHIN THE 2005 – AUGUST 2008 AUGUST REPORTING PERIOD	ARTS/CULTURE/MUSEUM/EVENTS	CULTURAL WELL-BEING
1125	INVERCARGILL DISTRICT COUNCIL	SOUTHLAND IS A GREAT PLACE TO LIVE	HERITAGE ACTIVITIES WITHIN THE SOUTHLAND REGION: SOUTHLAND TH CELEBRATIONS 2006	HERITAGE/HISTORIC	CULTURAL WELL-BEING
1126	INVERCARGILL DISTRICT COUNCIL	SOUTHLAND IS A GREAT PLACE TO LIVE	COMMUNITY FUNDING WITHIN THE SOUTHLAND REGION	COMMUNITY DEVELOPMENT	ECONOMIC WELL-BEING
1127	INVERCARGILL DISTRICT COUNCIL	SOUTHLAND IS A GREAT PLACE TO LIVE	QUALITY OF LIFE SURVEY 2008	QUALITY OF LIFE	SOCIAL WELL-BEING
1128	INVERCARGILL DISTRICT COUNCIL	A DIVERSE ECONOMY BUILT FROM OUR STRENGTHS FOR GROWTH AND PROSPERITY	REGIONAL GST (\$M)	INCOME	ECONOMIC WELL-BEING
1129	INVERCARGILL DISTRICT COUNCIL	A DIVERSE ECONOMY BUILT FROM OUR STRENGTHS FOR GROWTH AND PROSPERITY	ECONOMIC ACTIVITY	GROSS DOMESTIC PRODUCT (GDP)	ECONOMIC WELL-BEING
1130	INVERCARGILL DISTRICT COUNCIL	A DIVERSE ECONOMY BUILT FROM OUR STRENGTHS FOR GROWTH AND PROSPERITY	EMPLOYEE COUNT	LEVEL OF EMPLOYMENT AND BUSINESSES	ECONOMIC WELL-BEING
1131	INVERCARGILL DISTRICT COUNCIL	A DIVERSE ECONOMY BUILT FROM OUR STRENGTHS FOR GROWTH AND PROSPERITY	UNEMPLOYMENT RATE	UNEMPLOYMENT	ECONOMIC WELL-BEING
1132	INVERCARGILL DISTRICT COUNCIL	A DIVERSE ECONOMY BUILT FROM OUR STRENGTHS FOR GROWTH AND PROSPERITY	INCOME AVERAGE HOURLY EARNINGS	INCOME	ECONOMIC WELL-BEING
1133	INVERCARGILL DISTRICT COUNCIL	A DIVERSE ECONOMY BUILT FROM OUR STRENGTHS FOR GROWTH AND PROSPERITY	INCOME AVERAGE WEEKLY INCOME	INCOME	ECONOMIC WELL-BEING
1134	INVERCARGILL DISTRICT COUNCIL	SAFE PLACES IN A CARING SOCIETY THAT IS FREE FROM CRIME	ROAD CRASH STATISTICS FOR THE SOUTHLAND REGION 2005 – 2007: ROAD TRAUMA AND CASUALTIES BY ENVIRONMENT PER TERRITORIAL LOCAL AUTHORITY	ROAD ACCIDENTS/INJURIES	ECONOMIC WELL-BEING
1135	INVERCARGILL DISTRICT COUNCIL	SAFE PLACES IN A CARING SOCIETY THAT IS FREE FROM CRIME	ROAD CRASH STATISTICS FOR THE SOUTHLAND REGION 2005 – 2007: CRASH TRENDS PER TERRITORIAL LOCAL AUTHORITY	ROAD ACCIDENTS/INJURIES	ECONOMIC WELL-BEING
1136	INVERCARGILL DISTRICT COUNCIL	SAFE PLACES IN A CARING SOCIETY THAT IS FREE FROM CRIME	RECORDED AND RESOLVED CRIME SOUTHLAND POLICE AREA 2005 – 2007	CRIME/SAFETY	SOCIAL WELL-BEING
1137	INVERCARGILL DISTRICT COUNCIL	SAFE PLACES IN A CARING SOCIETY THAT IS FREE FROM CRIME	PERCENTAGE OF RESIDENTS WHO FEEL SAFE IN THEIR HOMES, NEIGHBOURHOODS AND COMMUNITIES	CRIME/SAFETY	SOCIAL WELL-BEING
1138	INVERCARGILL DISTRICT COUNCIL	WE ARE HEALTHY PEOPLE	LIFE EXPECTANCY AT BIRTH	LIFE EXPECTANCY	DEMOGRAPHICS

Appendix A: List of Community Well-beings Outcomes and Measures by Councils

S.NO.	COUNCIL	OUTCOME	MEASURES	MEASURES BROAD GROUP	WELL-BEINGS
1139	INVERCARGILL DISTRICT COUNCIL	WE ARE HEALTHY PEOPLE	REGULAR PHYSICAL ACTIVITY FOR ADULTS BY DISTRICT HEALTH BOARD AREA 2006/07	PHYSICAL ACTIVITY	SOCIAL WELL-BEING
1140	INVERCARGILL DISTRICT COUNCIL	WE ARE HEALTHY PEOPLE	HOUSING -- QUALITY/AGE/AFFORDABILITY OF HOUSING STOCK	HOUSE AFFORDABILITY	ECONOMIC WELL-BEING
1141	INVERCARGILL DISTRICT COUNCIL	WE ARE HEALTHY PEOPLE	ACCESS TO PRIMARY HEALTH PROVIDERS	HEALTH/HEALTH SERVICES	SOCIAL WELL-BEING
1142	INVERCARGILL DISTRICT COUNCIL	WE ARE HEALTHY PEOPLE	ACCESS TO PRIMARY HEALTH PROVIDERS: CHILDREN AND ADULTS WHO SAW A GENERAL PRACTITIONER IN THE PREVIOUS 12 MONTHS, BY DISTRICT HEALTH BOARD AREA (2006/07 HEALTH SURVEY)	HEALTH/HEALTH SERVICES	SOCIAL WELL-BEING
1143	INVERCARGILL DISTRICT COUNCIL	WE ARE HEALTHY PEOPLE	ACCESS TO PRIMARY HEALTH PROVIDERS UNMET NEED FOR GP SERVICES BY DISTRICT HEALTH BOARD AREA	HEALTH/HEALTH SERVICES	SOCIAL WELL-BEING
1144	INVERCARGILL DISTRICT COUNCIL	WE ARE HEALTHY PEOPLE	PUBLICLY-FUNDED HOSPITAL DISCHARGES BY DIAGNOSIS 2004-2006 BY TERRITORIAL LOCAL AUTHORITY	HEALTH/HEALTH SERVICES	SOCIAL WELL-BEING
1145	INVERCARGILL DISTRICT COUNCIL	WE ARE HEALTHY PEOPLE	GENERAL HEALTH SUMMARY BY DISTRICT HEALTH BOARD AREA 2006/07	HEALTH/HEALTH SERVICES	SOCIAL WELL-BEING
1146	INVERCARGILL DISTRICT COUNCIL	STRONG, EFFECTIVE LEADERSHIP TAKING US INTO THE FUTURE	PARTICIPATION IN 2004 LOCAL AUTHORITY ELECTIONS COMPARED WITH NATIONAL TRENDS VOTER TURNOUT BY SOUTHLAND LOCAL AUTHORITY 2004	ELECTIONS/VOTER TURNOUT	SOCIAL WELL-BEING
1147	INVERCARGILL DISTRICT COUNCIL	STRONG, EFFECTIVE LEADERSHIP TAKING US INTO THE FUTURE	PARTICIPATION IN 2004 LOCAL AUTHORITY ELECTIONS COMPARED WITH NATIONAL TRENDS VOTER TURNOUT FOR MAYORAL ELECTIONS 2004	ELECTIONS/VOTER TURNOUT	SOCIAL WELL-BEING
1148	INVERCARGILL DISTRICT COUNCIL	STRONG, EFFECTIVE LEADERSHIP TAKING US INTO THE FUTURE	VOTER TURNOUT IN THE INVERCARGILL AND CLUTHA-SOUTHLAND ELECTORATES IN THE 2005 GENERAL ELECTION COMPARED WITH NATIONAL TRENDS: A PARTY VOTES AND TURNOUT BY ELECTORATE 2005 GENERAL ELECTION	ELECTIONS/VOTER TURNOUT	SOCIAL WELL-BEING
1149	INVERCARGILL DISTRICT COUNCIL	STRONG, EFFECTIVE LEADERSHIP TAKING US INTO THE FUTURE	VOTER TURNOUT IN THE INVERCARGILL AND CLUTHA-SOUTHLAND ELECTORATES IN THE GENERAL ELECTION COMPARED WITH NATIONAL TRENDS: B. ELECTORATE CANDIDATE VOTES AND TURNOUT BY ELECTORATE 2005 GENERAL ELECTION	ELECTIONS/VOTER TURNOUT	SOCIAL WELL-BEING
1150	INVERCARGILL DISTRICT COUNCIL	A TREASURED ENVIRONMENT WHICH WE CARE FOR AND WHICH SUPPORTS US NOW AND INTO THE FUTURE	ENVIRONMENTAL EDUCATION ENVIROSCHOOLS	ENVIRONMENT/ENVIRONMENTAL ATTITUDES	ENVIRONMENTAL WELL-BEING
1151	INVERCARGILL DISTRICT COUNCIL	A TREASURED ENVIRONMENT WHICH WE CARE FOR AND WHICH SUPPORTS US NOW AND INTO THE FUTURE	AIR QUALITY: SUMMARY OF THE NATIONAL ENVIRONMENTAL STANDARD FOR AIR QUALITY FOR AMBIENT FINE PARTICLES - PARTICULATE MATTER 10 MICRONS MEASURED IN INVERCARGILL AND GORE FROM TO 2003 TO 2007	AIR QUALITY	ENVIRONMENTAL WELL-BEING
1152	INVERCARGILL DISTRICT COUNCIL	A TREASURED ENVIRONMENT WHICH WE CARE FOR AND WHICH SUPPORTS US NOW AND INTO THE FUTURE	DRINKING WATER	DRINKING WATER	ENVIRONMENTAL WELL-BEING
1153	INVERCARGILL DISTRICT COUNCIL	A TREASURED ENVIRONMENT WHICH WE CARE FOR AND WHICH SUPPORTS US NOW AND INTO THE FUTURE	SOUTHLANDS MARINE RESERVES	RIVER, LAKES, COASTAL AND GROUNDWATER	ENVIRONMENTAL WELL-BEING

Appendix A: List of Community Well-beings Outcomes and Measures by Councils

S.NO.	COUNCIL	OUTCOME	MEASURES	MEASURES BROAD GROUP	WELL-BEINGS
1154	INVERCARGILL DISTRICT COUNCIL	A TREASURED ENVIRONMENT WHICH WE CARE FOR AND WHICH SUPPORTS US NOW AND INTO THE FUTURE	RECYCLING DEPOTS SOUTHLAND	RECYCLING/GREEN WASTE	ENVIRONMENTAL WELL-BEING
1155	INVERCARGILL DISTRICT COUNCIL	A WELLEDUCATED AND SKILLED COMMUNITY CONTINUALLY SEEKING FURTHER OPPORTUNITIES TO LEARN	NUMBER OF ENROLMENTS IN EARLY CHILDHOOD EDUCATION SERVICES BY TYPE OF SERVICE AT 1 JULY 2006	EARLY CHILDHOOD EDUCATION	SOCIAL WELL-BEING
1156	INVERCARGILL DISTRICT COUNCIL	A WELL-EDUCATED AND SKILLED COMMUNITY CONTINUALLY SEEKING FURTHER OPPORTUNITIES TO LEARN	NUMBER OF STUDENTS ENROLLED IN SOUTHLAND BY GOVERNING AUTHORITY AND SCHOOL TYPE AT 1 JULY 2006	QUALIFICATION/SCHOOL	SOCIAL WELL-BEING
1157	INVERCARGILL DISTRICT COUNCIL	A WELL-EDUCATED AND SKILLED COMMUNITY CONTINUALLY SEEKING FURTHER OPPORTUNITIES TO LEARN	STUDENTS LEAVING SOUTHLAND SECONDARY SCHOOLS DURING 2005 BY LEVEL OF HIGHEST ATTAINMENT	QUALIFICATION/SCHOOL	SOCIAL WELL-BEING
1158	INVERCARGILL DISTRICT COUNCIL	A WELL-EDUCATED AND SKILLED COMMUNITY CONTINUALLY SEEKING FURTHER OPPORTUNITIES TO LEARN	STUDENTS LEAVING SOUTHLAND SECONDARY SCHOOLS DURING 2005 BY LEVEL OF HIGHEST ATTAINMENT	QUALIFICATION/SCHOOL	SOCIAL WELL-BEING
1159	INVERCARGILL DISTRICT COUNCIL	A WELL-EDUCATED AND SKILLED COMMUNITY CONTINUALLY SEEKING FURTHER OPPORTUNITIES TO LEARN	STUDENTS LEAVING SOUTHLAND SECONDARY SCHOOLS DURING 2006 BY LEVEL OF HIGHEST ATTAINMENT	QUALIFICATION/SCHOOL	SOCIAL WELL-BEING
1160	INVERCARGILL DISTRICT COUNCIL	A WELL-EDUCATED AND SKILLED COMMUNITY CONTINUALLY SEEKING FURTHER OPPORTUNITIES TO LEARN	STUDENTS LEAVING SOUTHLAND SECONDARY SCHOOLS DURING 2006 BY LEVEL OF HIGHEST ATTAINMENT	QUALIFICATION/SCHOOL	SOCIAL WELL-BEING
1161	INVERCARGILL DISTRICT COUNCIL	A WELL-EDUCATED AND SKILLED COMMUNITY CONTINUALLY SEEKING FURTHER OPPORTUNITIES TO LEARN	HIGHEST QUALIFICATION FOR PEOPLE AGED 15 YEARS AND OVER, SOUTHLAND REGION AND NEW ZEALAND, 2006	QUALIFICATION/SCHOOL	SOCIAL WELL-BEING
1162	INVERCARGILL DISTRICT COUNCIL	A WELL-EDUCATED AND SKILLED COMMUNITY CONTINUALLY SEEKING FURTHER OPPORTUNITIES TO LEARN	NUMBER OF PEOPLE PARTICIPATING IN CONTINUING EDUCATION	QUALIFICATION/SCHOOL	SOCIAL WELL-BEING
1163	KAIKOURA DISTRICT COUNCIL	SUSTAINABLE DEVELOPMENT	AVERAGE ANNUAL EARNINGS AND DISPOSABLE INCOME	INCOME	ECONOMIC WELL-BEING
1164	KAIKOURA DISTRICT COUNCIL	SUSTAINABLE DEVELOPMENT	ENERGY CONSUMPTION PER PERSON	ENERGY USAGE	ENVIRONMENTAL WELL-BEING
1165	KAIKOURA DISTRICT COUNCIL	SUSTAINABLE DEVELOPMENT	WATER CONSUMPTION PER PERSON	RIVER, LAKES, COASTAL AND GROUNDWATER	ENVIRONMENTAL WELL-BEING
1166	KAIKOURA DISTRICT COUNCIL	SUSTAINABLE DEVELOPMENT	THE PERCENTAGE OF PEOPLE WHO HAVE A PRIDE IN OUR DISTRICT	COMMUNITY DEVELOPMENT	SOCIAL WELL-BEING
1167	KAIKOURA DISTRICT COUNCIL	QUALITY WATER & WASTEWATER SERVICES	PEOPLE'S PERCEPTION OF THE QUALITY OF THESE SERVICES	COUNCIL FACILITIES	SOCIAL WELL-BEING
1168	KAIKOURA DISTRICT COUNCIL	QUALITY WATER & WASTEWATER SERVICES	THE OPERATING COST OF PROVIDING THESE SERVICES PER PROPERTY	COUNCIL OPERATIONS	ECONOMIC WELL-BEING
1169	KAIKOURA DISTRICT COUNCIL	QUALITY WATER & WASTEWATER SERVICES	ASSET MANAGEMENT PLANS ARE REVIEWED AT LEAST EVERY THREE YEARS	COUNCIL OPERATIONS	ECONOMIC WELL-BEING
1170	KAIKOURA DISTRICT COUNCIL	SAFE EFFICIENT TRANSPORT NETWORK	THE NUMBER OF ROAD ACCIDENTS CAUSING DEATH OR INJURY	ROAD ACCIDENTS/INJURIES	ECONOMIC WELL-BEING
1171	KAIKOURA DISTRICT COUNCIL	SAFE EFFICIENT TRANSPORT NETWORK	ASSET MANAGEMENT PLANS ARE REVIEWED AT LEAST EVERY THREE YEARS	COUNCIL OPERATIONS	ECONOMIC WELL-BEING
1172	KAIKOURA DISTRICT COUNCIL	OPPORTUNITIES FOR QUALITY EDUCATION AND EMPLOYMENT	THE PERCENTAGE OF PEOPLE AGED OR OVER WITH A QUALIFICATION	QUALIFICATION/SCHOOL	SOCIAL WELL-BEING
1173	KAIKOURA DISTRICT COUNCIL	OPPORTUNITIES FOR QUALITY EDUCATION AND EMPLOYMENT	THE PERCENTAGE OF PEOPLE IN FULL AND PART-TIME EMPLOYMENT	LEVEL OF EMPLOYMENT AND BUSINESSES	ECONOMIC WELL-BEING

Appendix A: List of Community Well-beings Outcomes and Measures by Councils

S.NO.	COUNCIL	OUTCOME	MEASURES	MEASURES BROAD GROUP	WELL-BEINGS
1174	KAIKOURA DISTRICT COUNCIL	OPPORTUNITIES FOR QUALITY EDUCATION AND EMPLOYMENT	THE PERCENTAGE OF SCHOOLS WITH ERO REPORTS NOT REQUIRING A REVISIT WITHIN MONTHS	QUALIFICATION/SCHOOL	SOCIAL WELL-BEING
1175	KAIKOURA DISTRICT COUNCIL	A QUALITY STANDARD OF HOUSING	THE NUMBER OF PEOPLE ON HOUSING WAITING LISTS	HOUSE AFFORDABILITY	ECONOMIC WELL-BEING
1176	KAIKOURA DISTRICT COUNCIL	A QUALITY STANDARD OF HOUSING	THE NUMBER OF HOMES AFFECTED BY LEAKING HOME SYNDROME	HOUSE QUALITY	ECONOMIC WELL-BEING
1177	KAIKOURA DISTRICT COUNCIL	ENVIRONMENTAL PROTECTION AND ENHANCEMENT	THE TOTAL AREA SET ASIDE FOR CONSERVATION OF NATIVE SPECIES	ENVIRONMENT/ENVIRONMENTAL ATTITUDES	ENVIRONMENTAL WELL-BEING
1178	KAIKOURA DISTRICT COUNCIL	ENVIRONMENTAL PROTECTION AND ENHANCEMENT	TESTED WATERWAY SAMPLES PASSING QUALITY GUIDELINES	RIVER, LAKES, COASTAL AND GROUNDWATER	ENVIRONMENTAL WELL-BEING
1179	KAIKOURA DISTRICT COUNCIL	AFFORDABLE ACCESS TO QUALITY COMMUNITY FACILITIES	THE PERCENTAGE OF PEOPLE WHO SAY THEY ARE ACTIVELY INVOLVED IN SPORTS AND RECREATION	SPORTS	SOCIAL WELL-BEING
1180	KAIKOURA DISTRICT COUNCIL	AFFORDABLE ACCESS TO QUALITY COMMUNITY FACILITIES	THE NUMBER OF PEOPLE WHO USE THE LIBRARY	LIBRARY	SOCIAL WELL-BEING
1181	KAIKOURA DISTRICT COUNCIL	AFFORDABLE ACCESS TO QUALITY COMMUNITY FACILITIES	THE PERCENTAGE OF PEOPLE SATISFIED WITH EACH FACILITY OR SERVICE	COUNCIL FACILITIES	SOCIAL WELL-BEING
1182	KAIKOURA DISTRICT COUNCIL	COMMUNITY INVOLVEMENT IN PLANNING THE FUTURE AND MANAGING THE PRESENT	VOTER TURNOUT AT LOCAL GOVERNMENT ELECTIONS	ELECTIONS/VOTER TURNOUT	SOCIAL WELL-BEING
1183	KAIKOURA DISTRICT COUNCIL	COMMUNITY INVOLVEMENT IN PLANNING THE FUTURE AND MANAGING THE PRESENT	THE PERCENTAGE OF PEOPLE WHO AGREE THAT COUNCIL TAKES NOTICE OF ITS RESIDENTS VIEWS	DECISION MAKING/CONSULTATION	SOCIAL WELL-BEING
1184	KAIPARA DISTRICT COUNCIL	SUSTAINABLE ECONOMY	THE PROPORTION OF PEOPLE AGED 15 YEARS AND OVER LIVING WITH A GROSS INCOME LESS THAN THE AVERAGE NATIONAL ANNUAL INCOME (\$30,000)	INCOME	ECONOMIC WELL-BEING
1185	KAIPARA DISTRICT COUNCIL	SUSTAINABLE ECONOMY	THE NUMBER OF PEOPLE AGED 15 YEARS AND OVER WHO ARE NOT EMPLOYED AND WHO ARE ACTIVELY SEEKING AND ARE AVAILABLE FOR PAID WORK, EXPRESSED AS A PERCENTAGE OF THE TOTAL WORKFORCE	LEVEL OF EMPLOYMENT AND BUSINESSES	ECONOMIC WELL-BEING
1186	KAIPARA DISTRICT COUNCIL	SUSTAINABLE ECONOMY	TOTAL NUMBER OF BUSINESSES	NUMBER OF BUSINESSES	ECONOMIC WELL-BEING
1187	KAIPARA DISTRICT COUNCIL	SUSTAINABLE ECONOMY	TOTAL NUMBER OF EMPLOYEES	LEVEL OF EMPLOYMENT AND BUSINESSES	ECONOMIC WELL-BEING
1188	KAIPARA DISTRICT COUNCIL	SUSTAINABLE ECONOMY	NUMBER OF GUEST NIGHTS PURCHASED IN KAIPARA DISTRICT	TOURISM	ECONOMIC WELL-BEING
1189	KAIPARA DISTRICT COUNCIL	SUSTAINABLE ECONOMY	OCCUPANCY RATE	TOURISM	ECONOMIC WELL-BEING
1190	KAIPARA DISTRICT COUNCIL	SUSTAINABLE ECONOMY	THE NUMBER OF BUILDING CONSENTS ISSUED PER ANNUM FOR THE CONSTRUCTION AND ALTERATION OF NON-RESIDENTIAL BUILDINGS	PLANNING/BUILDING CONSENTS	ECONOMIC WELL-BEING
1191	KAIPARA DISTRICT COUNCIL	SUSTAINABLE ECONOMY	THE VALUE OF BUILDING CONSENTS ISSUED PER ANNUM FOR THE CONSTRUCTION AND ALTERATION OF NON-RESIDENTIAL BUILDINGS	PLANNING/BUILDING CONSENTS	ECONOMIC WELL-BEING
1192	KAIPARA DISTRICT COUNCIL	SUSTAINABLE ECONOMY	NUMBER OF ADDITIONAL SUBDIVISION ALLOTMENTS APPROVED PER ANNUM	PLANNING/BUILDING CONSENTS	ECONOMIC WELL-BEING
1193	KAIPARA DISTRICT COUNCIL	STRONG COMMUNITIES	PERCENTAGE OF RESIDENTS WHO BELIEVE THAT THE COMMUNITY SPIRIT IN THEIR COMMUNITY IS GOOD OR VERY GOOD	SOCIAL CONNECTION	SOCIAL WELL-BEING
1194	KAIPARA DISTRICT COUNCIL	STRONG COMMUNITIES	PERCENTAGE OF ALL ENROLLED ELECTORS WHO CAST A VOTE IN THE LOCAL BODY ELECTIONS	ELECTIONS/VOTER TURNOUT	SOCIAL WELL-BEING
1195	KAIPARA DISTRICT COUNCIL	STRONG COMMUNITIES	PERCENTAGE OF HOUSEHOLDS WITH ACCESS TO A TELEPHONE	PHONE/MOBILE/INTERNET	ECONOMIC WELL-BEING
1196	KAIPARA DISTRICT COUNCIL	STRONG COMMUNITIES	PERCENTAGE OF HOUSEHOLDS WITH ACCESS TO THE INTERNET	PHONE/MOBILE/INTERNET	ECONOMIC WELL-BEING

Appendix A: List of Community Well-beings Outcomes and Measures by Councils

S.NO.	COUNCIL	OUTCOME	MEASURES	MEASURES BROAD GROUP	WELL-BEINGS
1197	KAIPARA DISTRICT COUNCIL	STRONG COMMUNITIES	USUALLY RESIDENT POPULATION AGED YEARS AND OVER WHO HELPED SOMEONE WHO IS ILL OR HAS A DISABILITY WHO DOES NOT LIVE IN OWN HOUSEHOLD	POPULATION/ETHNICITY/DEMOGRAPHICS	DEMOGRAPHICS
1198	KAIPARA DISTRICT COUNCIL	STRONG COMMUNITIES	USUALLY RESIDENT POPULATION AGED 15 YEARS AND OVER WHO DID OTHER HELPING OR VOLUNTARY WORK FOR OR THROUGH ANY ORGANISATION, GROUP OR MARAE	VOLUNTEER/UNPAID WORK	SOCIAL WELL-BEING
1199	KAIPARA DISTRICT COUNCIL	STRONG COMMUNITIES	TOTAL USUALLY RESIDENT POPULATION	POPULATION/ETHNICITY/DEMOGRAPHICS	DEMOGRAPHICS
1200	KAIPARA DISTRICT COUNCIL	STRONG COMMUNITIES	USUALLY RESIDENT POPULATION AGED 15-24YEARS	POPULATION/ETHNICITY/DEMOGRAPHICS	DEMOGRAPHICS
1201	KAIPARA DISTRICT COUNCIL	SAFETY AND A GOOD QUALITY OF LIFE	PERCENTAGE OF RESIDENTS WHO BELIEVE THAT QUALITY OF LIFE IN THE DISTRICT IS GOOD OR VERY GOOD	QUALITY OF LIFE	SOCIAL WELL-BEING
1202	KAIPARA DISTRICT COUNCIL	SAFETY AND A GOOD QUALITY OF LIFE	PERCENTAGE OF THE USUALLY RESIDENT POPULATION LIVING IN THE MOST DEPRIVED DEPRIVATION INDEX DECILES 9 OR 10	DEPRIVATION INDEX	SOCIAL WELL-BEING
1203	KAIPARA DISTRICT COUNCIL	SAFETY AND A GOOD QUALITY OF LIFE	PERCENTAGE OF STUDENTS LEAVING SECONDARY SCHOOL WITH NCEA LEVEL OR ABOVE LEVEL OF HIGHEST ATTAINMENT	QUALIFICATION/SCHOOL	SOCIAL WELL-BEING
1204	KAIPARA DISTRICT COUNCIL	SAFETY AND A GOOD QUALITY OF LIFE	PRIOR EARLY CHILDHOOD EDUCATION ATTENDANCE BY YEAR ONE STUDENTS	EARLY CHILDHOOD EDUCATION	SOCIAL WELL-BEING
1205	KAIPARA DISTRICT COUNCIL	SAFETY AND A GOOD QUALITY OF LIFE	PERCENTAGE OF SMOKERS FOR USUALLY RESIDENT POPULATION AGED YEARS AND OVER	POPULATION/ETHNICITY/DEMOGRAPHICS	DEMOGRAPHICS
1206	KAIPARA DISTRICT COUNCIL	SAFETY AND A GOOD QUALITY OF LIFE	NUMBER OF ROAD TRAFFIC DEATHS	ROAD ACCIDENTS/INJURIES	ECONOMIC WELL-BEING
1207	KAIPARA DISTRICT COUNCIL	SAFETY AND A GOOD QUALITY OF LIFE	NUMBER OF ROAD TRAFFIC SERIOUS AND MINOR CASUALTIES	ROAD ACCIDENTS/INJURIES	ECONOMIC WELL-BEING
1208	KAIPARA DISTRICT COUNCIL	SAFETY AND A GOOD QUALITY OF LIFE	EMPLOYMENT RATE	LEVEL OF EMPLOYMENT AND BUSINESSES	ECONOMIC WELL-BEING
1209	KAIPARA DISTRICT COUNCIL	SAFETY AND A GOOD QUALITY OF LIFE	PERCENTAGE OF HOUSEHOLDS WITH ACCESS TO A MOTOR VEHICLE	POPULATION/ETHNICITY/DEMOGRAPHICS	DEMOGRAPHICS
1210	KAIPARA DISTRICT COUNCIL	SPECIAL CHARACTER AND HEALTHY ENVIRONMENT	PERCENTAGE OF RESIDENTS SATISFIED OR VERY SATISFIED THAT THE NATURAL ENVIRONMENT IS BEING PRESERVED AND SUSTAINED FOR FUTURE GENERATIONS	NATURAL FEATURES	ENVIRONMENTAL WELL-BEING
1211	KAIPARA DISTRICT COUNCIL	SPECIAL CHARACTER AND HEALTHY ENVIRONMENT	NUMBER OF MONITORED COASTAL SITES CONSIDERED SAFE FOR RECREATIONAL BATHING ON ALL SAMPLING OCCASIONS	RECREATIONAL FACILITIES	SOCIAL WELL-BEING
1212	KAIPARA DISTRICT COUNCIL	SPECIAL CHARACTER AND HEALTHY ENVIRONMENT	NUMBER OF MONITORED FRESHWATER SITES CONSIDERED SAFE FOR RECREATIONAL BATHING ON ALL SAMPLING OCCASIONS	RIVER, LAKES, COASTAL AND GROUNDWATER	ENVIRONMENTAL WELL-BEING
1213	KAIPARA DISTRICT COUNCIL	SPECIAL CHARACTER AND HEALTHY ENVIRONMENT	NUMBER OF HOUSEHOLDS ON RETICULATED SEWERAGE SYSTEMS	SEWERAGE/WASTEWATER	ENVIRONMENTAL WELL-BEING
1214	KAIPARA DISTRICT COUNCIL	SPECIAL CHARACTER AND HEALTHY ENVIRONMENT	PERCENTAGE OF RESIDENTS SATISFIED OR VERY SATISFIED WITH PARKS AND RESERVES	PARKS/RESERVES/OPEN SPACES	ENVIRONMENTAL WELL-BEING
1215	KAIPARA DISTRICT COUNCIL	SPECIAL CHARACTER AND HEALTHY ENVIRONMENT	NUMBER OF ABANDONED VEHICLES DISPOSED OF BY COUNCIL	COUNCIL OPERATIONS	ECONOMIC WELL-BEING
1216	KAIPARA DISTRICT COUNCIL	SPECIAL CHARACTER AND HEALTHY ENVIRONMENT	NUMBER OF NEW ZEALAND HISTORIC PLACES TRUST REGISTERED HISTORIC PLACES	HERITAGE/HISTORIC	CULTURAL WELL-BEING
1217	KAIPARA DISTRICT COUNCIL	SPECIAL CHARACTER AND HEALTHY ENVIRONMENT	NUMBER OF QUEEN ELIZABETH II TRUST REGISTERED COVENANTS	ENVIRONMENT/ENVIRONMENTAL ATTITUDES	ENVIRONMENTAL WELL-BEING
1218	KAIPARA DISTRICT COUNCIL	SPECIAL CHARACTER AND HEALTHY ENVIRONMENT	AREA COVERED BY QUEEN ELIZABETH II TRUST REGISTERED COVENANTS	ENVIRONMENT/ENVIRONMENTAL ATTITUDES	ENVIRONMENTAL WELL-BEING
1219	KAPITI COAST DISTRICT COUNCIL	THERE ARE HEALTHY NATURAL SYSTEMS WHICH PEOPLE CAN ENJOY	THE LEVEL OF BIODIVERSITY IS REFLECTED IN THE ABUNDANCE OF NATIVE PLANTS	ENVIRONMENT/ENVIRONMENTAL ATTITUDES	ENVIRONMENTAL WELL-BEING

Appendix A: List of Community Well-beings Outcomes and Measures by Councils

S.NO.	COUNCIL	OUTCOME	MEASURES	MEASURES BROAD GROUP	WELL-BEINGS
1220	KAPITI COAST DISTRICT COUNCIL	THERE ARE HEALTHY NATURAL SYSTEMS WHICH PEOPLE CAN ENJOY	THE INCREASE IN THE AREA OF WILDLIFE HABITAT WITH REFERENCE TO COASTAL AND INLAND REPLANTING AND PROTECTION EFFORTS	RIVER, LAKES, COASTAL AND GROUNDWATER	ENVIRONMENTAL WELL-BEING
1221	KAPITI COAST DISTRICT COUNCIL	THERE ARE HEALTHY NATURAL SYSTEMS WHICH PEOPLE CAN ENJOY	THE NUMBER OF ACTIVE ENVIRONMENTAL RESTORATION GROUPS	ENVIRONMENT/ENVIRONMENTAL ATTITUDES	ENVIRONMENTAL WELL-BEING
1222	KAPITI COAST DISTRICT COUNCIL	THERE ARE HEALTHY NATURAL SYSTEMS WHICH PEOPLE CAN ENJOY	THE AMOUNT OF NATIVE BUSH WITH LEGAL PROTECTION	TRANSPORT	ECONOMIC WELL-BEING
1223	KAPITI COAST DISTRICT COUNCIL	THERE ARE HEALTHY NATURAL SYSTEMS WHICH PEOPLE CAN ENJOY	EXTENT OF CYCLEWAYS, WALKWAYS, AND BRIDLEWAYS SYSTEM	FOOTPATH/WALKING/CYCLING	ECONOMIC WELL-BEING
1224	KAPITI COAST DISTRICT COUNCIL	THERE ARE HEALTHY NATURAL SYSTEMS WHICH PEOPLE CAN ENJOY	LOCAL PEOPLE USING AND ENJOYING THE CYCLEWAYS, WALKWAYS AND BRIDLEWAYS SYSTEM	FOOTPATH/WALKING/CYCLING	ECONOMIC WELL-BEING
1225	KAPITI COAST DISTRICT COUNCIL	THERE ARE HEALTHY NATURAL SYSTEMS WHICH PEOPLE CAN ENJOY	WATER QUALITY	RIVER, LAKES, COASTAL AND GROUNDWATER	ENVIRONMENTAL WELL-BEING
1226	KAPITI COAST DISTRICT COUNCIL	THERE ARE HEALTHY NATURAL SYSTEMS WHICH PEOPLE CAN ENJOY	SOIL HEALTH	ENVIRONMENT/ENVIRONMENTAL ATTITUDES	ENVIRONMENTAL WELL-BEING
1227	KAPITI COAST DISTRICT COUNCIL	LOCAL CHARACTER IS RETAINED WITHIN A COHESIVE DISTRICT	THE QUALITY AND EFFECTIVENESS OF PLANNING MECHANISMS IN RELATION TO THEIR IMPACT ON THE CHARACTER AND COHESIVENESS OF INDIVIDUAL COMMUNITIES	PLANNING/BUILDING CONSENTS	ECONOMIC WELL-BEING
1228	KAPITI COAST DISTRICT COUNCIL	LOCAL CHARACTER IS RETAINED WITHIN A COHESIVE DISTRICT	THE RANGE AND QUALITY OF COUNCIL INITIATED DEVELOPMENT PROJECTS	COUNCIL FACILITIES	SOCIAL WELL-BEING
1229	KAPITI COAST DISTRICT COUNCIL	LOCAL CHARACTER IS RETAINED WITHIN A COHESIVE DISTRICT	THE LEVEL OF IMPROVED INTERCONNECTIVITY ACHIEVED	COMMUNITY DEVELOPMENT	SOCIAL WELL-BEING
1230	KAPITI COAST DISTRICT COUNCIL	THE NATURE AND RATE OF POPULATION GROWTH IS APPROPRIATE TO COMMUNITY GOALS	DEVELOPMENT MANAGEMENT	PLANNING/BUILDING CONSENTS	ECONOMIC WELL-BEING
1231	KAPITI COAST DISTRICT COUNCIL	THE NATURE AND RATE OF POPULATION GROWTH IS APPROPRIATE TO COMMUNITY GOALS	LEVEL AND DISTRIBUTION OF POPULATION GROWTH	POPULATION/ETHNICITY/DEMOGRAPHICS	DEMOGRAPHICS
1232	KAPITI COAST DISTRICT COUNCIL	THE NATURE AND RATE OF POPULATION GROWTH IS APPROPRIATE TO COMMUNITY GOALS	LEVEL, TYPE AND LOCATION OF NEW DEVELOPMENT	PLANNING/BUILDING CONSENTS	ECONOMIC WELL-BEING
1233	KAPITI COAST DISTRICT COUNCIL	THE COMMUNITY MAKES WISE USE OF LOCAL RESOURCES AND PEOPLE HAVE THE ABILITY TO ACT IN A SUSTAINABLE WAY ON A DAY TO DAY BASIS	ENERGY USE	ENERGY USAGE	ENVIRONMENTAL WELL-BEING
1234	KAPITI COAST DISTRICT COUNCIL	THE COMMUNITY MAKES WISE USE OF LOCAL RESOURCES AND PEOPLE HAVE THE ABILITY TO ACT IN A SUSTAINABLE WAY ON A DAY TO DAY BASIS	LAND USE, INCLUDING LAND IDENTIFIED AS HAZARDOUS	NATURAL DISASTER/RESILIENCE	ENVIRONMENTAL WELL-BEING
1235	KAPITI COAST DISTRICT COUNCIL	THE COMMUNITY MAKES WISE USE OF LOCAL RESOURCES AND PEOPLE HAVE THE ABILITY TO ACT IN A SUSTAINABLE WAY ON A DAY TO DAY BASIS	PROPER INSULATION OF HOUSING WITHIN THE DISTRICT	HOUSE QUALITY	ECONOMIC WELL-BEING

Appendix A: List of Community Well-beings Outcomes and Measures by Councils

S.NO.	COUNCIL	OUTCOME	MEASURES	MEASURES BROAD GROUP	WELL-BEINGS
1236	KAPITI COAST DISTRICT COUNCIL	THE COMMUNITY MAKES WISE USE OF LOCAL RESOURCES AND PEOPLE HAVE THE ABILITY TO ACT IN A SUSTAINABLE WAY ON A DAY TO DAY BASIS	INFRASTRUCTURE AND NEW GROWTH INCLUDING WATER DEMAND MANAGEMENT	RIVER, LAKES, COASTAL AND GROUNDWATER	ENVIRONMENTAL WELL-BEING
1237	KAPITI COAST DISTRICT COUNCIL	THE COMMUNITY MAKES WISE USE OF LOCAL RESOURCES AND PEOPLE HAVE THE ABILITY TO ACT IN A SUSTAINABLE WAY ON A DAY TO DAY BASIS	MANAGEMENT OF SOLID WASTE	WASTE TO LANDFILL	ENVIRONMENTAL WELL-BEING
1238	KAPITI COAST DISTRICT COUNCIL	THE COMMUNITY MAKES WISE USE OF LOCAL RESOURCES AND PEOPLE HAVE THE ABILITY TO ACT IN A SUSTAINABLE WAY ON A DAY TO DAY BASIS	LEVEL OF PUBLIC TRANSPORT USAGE	TRANSPORT	ECONOMIC WELL-BEING
1239	KAPITI COAST DISTRICT COUNCIL	THERE IS INCREASED CHOICE TO WORK LOCALLY	EMPLOYMENT OPPORTUNITIES ON THE K APITI COAST	LEVEL OF EMPLOYMENT AND BUSINESSES	ECONOMIC WELL-BEING
1240	KAPITI COAST DISTRICT COUNCIL	THERE IS INCREASED CHOICE TO WORK LOCALLY	ACCESS TO TELECOMMUNICATIONS	PHONE/MOBILE/INTERNET	ECONOMIC WELL-BEING
1241	KAPITI COAST DISTRICT COUNCIL	THERE IS INCREASED CHOICE TO WORK LOCALLY	BUSINESS GROWTH	NUMBER OF BUSINESSES	ECONOMIC WELL-BEING
1242	KAPITI COAST DISTRICT COUNCIL	THERE IS INCREASED CHOICE TO WORK LOCALLY	GDP	GROSS DOMESTIC PRODUCT (GDP)	ECONOMIC WELL-BEING
1243	KAPITI COAST DISTRICT COUNCIL	THERE IS INCREASED CHOICE TO WORK LOCALLY	RURAL PRODUCTIVITY POTENTIAL	GROSS DOMESTIC PRODUCT (GDP)	ECONOMIC WELL-BEING
1244	KAPITI COAST DISTRICT COUNCIL	THERE IS INCREASED CHOICE TO WORK LOCALLY	BUILDING CONSENTS	PLANNING/BUILDING CONSENTS	ECONOMIC WELL-BEING
1245	KAPITI COAST DISTRICT COUNCIL	THE DISTRICT IS A PLACE THAT WORKS FOR YOUNG PEOPLE	CHANGES IN THE NUMBER OF YOUNG PEOPLE	POPULATION/ETHNICITY/DEMOGRAPHICS	DEMOGRAPHICS
1246	KAPITI COAST DISTRICT COUNCIL	THE DISTRICT IS A PLACE THAT WORKS FOR YOUNG PEOPLE	EDUCATIONAL ACHIEVEMENT	QUALIFICATION/SCHOOL	SOCIAL WELL-BEING
1247	KAPITI COAST DISTRICT COUNCIL	THE DISTRICT IS A PLACE THAT WORKS FOR YOUNG PEOPLE	HEALTH, WELFARE AND SAFETY	HEALTH/HEALTH SERVICES	SOCIAL WELL-BEING
1248	KAPITI COAST DISTRICT COUNCIL	THE DISTRICT IS A PLACE THAT WORKS FOR YOUNG PEOPLE	ENGAGEMENT AND PARTICIPATION	DECISION MAKING/CONSULTATION	SOCIAL WELL-BEING
1249	KAPITI COAST DISTRICT COUNCIL	THE DISTRICT HAS A STRONG HEALTHY SAFE AND INVOLVED COMMUNITY	HEALTH	HEALTH/HEALTH SERVICES	SOCIAL WELL-BEING
1250	KAPITI COAST DISTRICT COUNCIL	THE DISTRICT HAS A STRONG HEALTHY SAFE AND INVOLVED COMMUNITY	ECONOMIC STANDARD OF LIVING	ECONOMIC ACTIVITY	ECONOMIC WELL-BEING
1251	KAPITI COAST DISTRICT COUNCIL	THE DISTRICT HAS A STRONG HEALTHY SAFE AND INVOLVED COMMUNITY	SAFETY	CRIME/SAFETY	SOCIAL WELL-BEING
1252	KAPITI COAST DISTRICT COUNCIL	THE DISTRICT HAS A STRONG HEALTHY SAFE AND INVOLVED COMMUNITY	HOUSING CHOICE	HOUSE AFFORDABILITY	ECONOMIC WELL-BEING

Appendix A: List of Community Well-beings Outcomes and Measures by Councils

S.NO.	COUNCIL	OUTCOME	MEASURES	MEASURES BROAD GROUP	WELL-BEINGS
1253	KAPITI COAST DISTRICT COUNCIL	THE DISTRICT HAS A STRONG HEALTHY SAFE AND INVOLVED COMMUNITY	PARTICIPATION IN COMMUNITY AND CIVIC LIFE	COMMUNITY DEVELOPMENT	SOCIAL WELL-BEING
1254	KAPITI COAST DISTRICT COUNCIL	THE DISTRICT HAS A STRONG HEALTHY SAFE AND INVOLVED COMMUNITY	ACCESS TO SERVICES, FACILITIES AND INFORMATION	COUNCIL FACILITIES	SOCIAL WELL-BEING
1255	KAWERAU DISTRICT COUNCIL	CLEAN, ACCESSIBLE, RESPECTED ENVIRONMENT	MEASUREMENT OF CHEMICALS DISSOLVED IN WATER AND BIOLOGICAL ACTIVITY	RIVER, LAKES, COASTAL AND GROUNDWATER	ENVIRONMENTAL WELL-BEING
1256	KAWERAU DISTRICT COUNCIL	CLEAN, ACCESSIBLE, RESPECTED ENVIRONMENT	CONSENTED WATER USE AND ACTUAL WATER USE	RIVER, LAKES, COASTAL AND GROUNDWATER	ENVIRONMENTAL WELL-BEING
1257	KAWERAU DISTRICT COUNCIL	CLEAN, ACCESSIBLE, RESPECTED ENVIRONMENT	CONCENTRATIONS OF AIRBORNE CHEMICALS AND PARTICULATES AGAINST AIR QUALITY STANDARDS	AIR QUALITY	ENVIRONMENTAL WELL-BEING
1258	KAWERAU DISTRICT COUNCIL	CLEAN, ACCESSIBLE, RESPECTED ENVIRONMENT	EXCEEDENCES OF AIR QUALITY GUIDELINES FOR PARTICULATE MATTER (PM10), AND CARBON MONOXIDE (CO)	AIR QUALITY	ENVIRONMENTAL WELL-BEING
1259	KAWERAU DISTRICT COUNCIL	CLEAN, ACCESSIBLE, RESPECTED ENVIRONMENT	TOTAL NUMBER OF REMEDIATED CONTAMINATED SITES	ENVIRONMENT/ENVIRONMENTAL ATTITUDES	ENVIRONMENTAL WELL-BEING
1260	KAWERAU DISTRICT COUNCIL	CLEAN, ACCESSIBLE, RESPECTED ENVIRONMENT	TOTAL SOLID WASTE COLLECTED	WASTE TO LANDFILL	ENVIRONMENTAL WELL-BEING
1261	KAWERAU DISTRICT COUNCIL	CLEAN, ACCESSIBLE, RESPECTED ENVIRONMENT	TOTAL WASTE DIVERTED INTO RECYCLING	RECYCLING/GREEN WASTE	ENVIRONMENTAL WELL-BEING
1262	KAWERAU DISTRICT COUNCIL	STRONG AND PROSPEROUS ECONOMY ALIGNED TO COMMUNITY VALUES	UNEMPLOYMENT RATE IN THE DISTRICT	UNEMPLOYMENT	ECONOMIC WELL-BEING
1263	KAWERAU DISTRICT COUNCIL	STRONG AND PROSPEROUS ECONOMY ALIGNED TO COMMUNITY VALUES	THE NUMBER OF BUSINESSES IN THE DISTRICT	NUMBER OF BUSINESSES	ECONOMIC WELL-BEING
1264	KAWERAU DISTRICT COUNCIL	STRONG AND PROSPEROUS ECONOMY ALIGNED TO COMMUNITY VALUES	THE NUMBER OF JOBS IN THE DISTRICT	LEVEL OF EMPLOYMENT AND BUSINESSES	ECONOMIC WELL-BEING
1265	KAWERAU DISTRICT COUNCIL	STRONG AND PROSPEROUS ECONOMY ALIGNED TO COMMUNITY VALUES	BUILDING CONSENTS ISSUED	PLANNING/BUILDING CONSENTS	ECONOMIC WELL-BEING
1266	KAWERAU DISTRICT COUNCIL	STRONG AND PROSPEROUS ECONOMY ALIGNED TO COMMUNITY VALUES	THE MEDIAN HOUSEHOLD INCOME OF PEOPLE IN THE DISTRICT	INCOME	ECONOMIC WELL-BEING
1267	KAWERAU DISTRICT COUNCIL	FOCUSED COMMUNITY LEADERSHIP AND GOVERNANCE	RESIDENTS RATING THE PERFORMANCE OF THE MAYOR AND COUNCILLORS	ELECTED MEMBERS	SOCIAL WELL-BEING
1268	KAWERAU DISTRICT COUNCIL	FOCUSED COMMUNITY LEADERSHIP AND GOVERNANCE	PERCENTAGE OF RESIDENTS SATISFIED WITH THE WAY RATES ARE SPENT ON SERVICES AND FACILITIES	COUNCIL FACILITIES	SOCIAL WELL-BEING
1269	KAWERAU DISTRICT COUNCIL	FOCUSED COMMUNITY LEADERSHIP AND GOVERNANCE	RESIDENTS RATING THE WAY COUNCIL INVOLVES THE COMMUNITY IN THE DECISIONS IT MAKES	DECISION MAKING/CONSULTATION	SOCIAL WELL-BEING
1270	KAWERAU DISTRICT COUNCIL	FOCUSED COMMUNITY LEADERSHIP AND GOVERNANCE	PERCENTAGE OF ENROLLED ELECTORS VOTING AT GENERAL ELECTIONS	ELECTIONS/VOTER TURNOUT	SOCIAL WELL-BEING
1271	KAWERAU DISTRICT COUNCIL	EDUCATION AND TRAINING OPPORTUNITIES FOR ALL	SCHOOL ROLLS	QUALIFICATION/SCHOOL	SOCIAL WELL-BEING
1272	KAWERAU DISTRICT COUNCIL	EDUCATION AND TRAINING OPPORTUNITIES FOR ALL	EDUCATION REVIEW OFFICE REPORTS OF SCHOOLS AND EARLY CHILDHOOD EDUCATION CENTRES	EARLY CHILDHOOD EDUCATION	SOCIAL WELL-BEING
1273	KAWERAU DISTRICT COUNCIL	EDUCATION AND TRAINING OPPORTUNITIES FOR ALL	PERCENTAGE OF STUDENTS WHO LEAVE SCHOOL WITH A QUALIFICATION	QUALIFICATION/SCHOOL	SOCIAL WELL-BEING

Appendix A: List of Community Well-beings Outcomes and Measures by Councils

S.NO.	COUNCIL	OUTCOME	MEASURES	MEASURES BROAD GROUP	WELL-BEINGS
1274	KAWERAU DISTRICT COUNCIL	EDUCATION AND TRAINING OPPORTUNITIES FOR ALL	EARLY CHILDHOOD EDUCATION ATTENDANCE BY YEAR ONE STUDENTS	EARLY CHILDHOOD EDUCATION	SOCIAL WELL-BEING
1275	KAWERAU DISTRICT COUNCIL	SAFE, CARING COMMUNITIES	PERCENTAGE OF RESIDENTS WHO FEEL THE QUALITY OF LIFE IS GOOD	QUALITY OF LIFE	SOCIAL WELL-BEING
1276	KAWERAU DISTRICT COUNCIL	SAFE, CARING COMMUNITIES	THE NUMBER OF CRIMES RECORDED AND THE PERCENTAGE SOLVED	CRIME/SAFETY	SOCIAL WELL-BEING
1277	KAWERAU DISTRICT COUNCIL	SAFE, CARING COMMUNITIES	DO RESIDENTS FEEL KAWERAU DISTRICT IS GENERALLY A SAFE PLACE TO LIVE	CRIME/SAFETY	SOCIAL WELL-BEING
1278	KAWERAU DISTRICT COUNCIL	SAFE, CARING COMMUNITIES	PERCENTAGE OF RESIDENTS WHO FEEL THE COMMUNITY SPIRIT IS GOOD	SOCIAL CONNECTION	SOCIAL WELL-BEING
1279	KAWERAU DISTRICT COUNCIL	SAFE, CARING COMMUNITIES	PERCENTAGE OF RESIDENTS WHO FEEL THAT THE DISTRICT IS A BETTER PLACE TO LIVE THAN THREE YEARS AGO	COMMUNITY DEVELOPMENT	SOCIAL WELL-BEING
1280	KAWERAU DISTRICT COUNCIL	HEALTHY PEOPLE AND HOUSING	RANGE OF RECREATION AND LEISURE OPPORTUNITIES (SWIMMING POOLS, SPORT GROUNDS, PLAYGROUNDS, WALKWAYS, LIBRARIES)	SPORTS	SOCIAL WELL-BEING
1281	KAWERAU DISTRICT COUNCIL	HEALTHY PEOPLE AND HOUSING	PERCENTAGE OF HOUSES OWNED AND RENTED	POPULATION/ETHNICITY/DEMOGRAPHICS	DEMOGRAPHICS
1282	KAWERAU DISTRICT COUNCIL	HEALTHY PEOPLE AND HOUSING	AVERAGE HOUSEHOLD SIZE	HOUSE AFFORDABILITY	ECONOMIC WELL-BEING
1283	KAWERAU DISTRICT COUNCIL	HEALTHY PEOPLE AND HOUSING	NUMBER OF OCCUPIED PRIVATE DWELLINGS	POPULATION/ETHNICITY/DEMOGRAPHICS	DEMOGRAPHICS
1284	KAWERAU DISTRICT COUNCIL	HEALTHY PEOPLE AND HOUSING	DETERMINE AFFORDABILITY BY CALCULATING THE AVERAGE WEEKLY RENT PAID FOR PRIVATE DWELLINGS, TOGETHER WITH HOUSING CORPORATION RENTALS	HOUSE AFFORDABILITY	ECONOMIC WELL-BEING
1285	KAWERAU DISTRICT COUNCIL	DIVERSE, CREATIVE AND VITAL COMMUNITIES	PROPORTION OF THE POPULATION WITH TELEPHONE AND INTERNET ACCESS	PHONE/MOBILE/INTERNET	ECONOMIC WELL-BEING
1286	KAWERAU DISTRICT COUNCIL	DIVERSE, CREATIVE AND VITAL COMMUNITIES	PROPORTION OF THE POPULATION THAT SPEAKS THE FIRST LANGUAGE OF THEIR ETHNIC GROUP	POPULATION/ETHNICITY/DEMOGRAPHICS	DEMOGRAPHICS
1287	KAWERAU DISTRICT COUNCIL	DIVERSE, CREATIVE AND VITAL COMMUNITIES	PROPORTION OF MĀORI SPEAKERS IN THE MĀORI POPULATION	POPULATION/ETHNICITY/DEMOGRAPHICS	DEMOGRAPHICS
1288	KAWERAU DISTRICT COUNCIL	CONTINUED INDEPENDENCE AND VIABILITY	CONTINUE TO OPERATE AS AN INDEPENDENT DISTRICT COUNCIL	COUNCIL OPERATIONS	ECONOMIC WELL-BEING
1289	KAWERAU DISTRICT COUNCIL	CONTINUED INDEPENDENCE AND VIABILITY	RATES BASED ON THE VALUE OF AN AVERAGE HOUSE COMPARED TO THE RATES OF AN AVERAGE HOUSE TO BE AT THE LOWER END FOR TOWNS WITHIN THE BOP REGION	POPULATION/ETHNICITY/DEMOGRAPHICS	DEMOGRAPHICS
1290	LOWER HUTT CITY COUNCIL	COMMUNITY PROSPERITY	THE RATIO OF REGISTERED EMPLOYED TO THE TOTAL WORKINGAGE POPULATION IN HUTT CITY	LEVEL OF EMPLOYMENT AND BUSINESSES	ECONOMIC WELL-BEING
1291	LOWER HUTT CITY COUNCIL	COMMUNITY PROSPERITY	THE NUMBER OF BUSINESSES IN HUTT CITY	NUMBER OF BUSINESSES	ECONOMIC WELL-BEING
1292	LOWER HUTT CITY COUNCIL	COMMUNITY PROSPERITY	THE NUMBER OF FULL TIME EQUIVALENT WORKERS (FTES)	LEVEL OF EMPLOYMENT AND BUSINESSES	ECONOMIC WELL-BEING
1293	LOWER HUTT CITY COUNCIL	COMMUNITY PROSPERITY	THE NUMBER OF BUSINESSES AND FTES IN HIGH-VALUE SECTORS	NUMBER OF BUSINESSES	ECONOMIC WELL-BEING
1294	LOWER HUTT CITY COUNCIL	COMMUNITY PROSPERITY	THE NUMBER OF UNEMPLOYED	UNEMPLOYMENT	ECONOMIC WELL-BEING
1295	LOWER HUTT CITY COUNCIL	COMMUNITY PROSPERITY	ANY DIFFICULTIES FILLING SKILLED VACANCIES	LEVEL OF EMPLOYMENT AND BUSINESSES	ECONOMIC WELL-BEING
1296	LOWER HUTT CITY COUNCIL	COMMUNITY PROSPERITY	INCREASES IN RETAIL SPEND IN HUTT CITY	CBD: CITY CENTRE	SOCIAL WELL-BEING
1297	LOWER HUTT CITY COUNCIL	COMMUNITY PROSPERITY	GROSS DOMESTIC PRODUCT (GDP) AND GDP PER CAPITA	GROSS DOMESTIC PRODUCT (GDP)	ECONOMIC WELL-BEING
1298	LOWER HUTT CITY COUNCIL	COMMUNITY PROSPERITY	EXPORTS AS A PROPORTION OF GDP	EXPORTS	ECONOMIC WELL-BEING
1299	LOWER HUTT CITY COUNCIL	COMMUNITY PROSPERITY	HUTT CITY GDP AS A PROPORTION OF THE REGIONS	GROSS DOMESTIC PRODUCT (GDP)	ECONOMIC WELL-BEING

Appendix A: List of Community Well-beings Outcomes and Measures by Councils

S.NO.	COUNCIL	OUTCOME	MEASURES	MEASURES BROAD GROUP	WELL-BEINGS
1300	LOWER HUTT CITY COUNCIL	COMMUNITY PROSPERITY	RECOGNITION BY BUSINESSES OF HUTT CITY AS A PLACE TO DO BUSINESS	BUSINESS CONFIDENCE	ECONOMIC WELL-BEING
1301	LOWER HUTT CITY COUNCIL	COMMUNITY PROSPERITY	AWARENESS OF HUTT CITY AS A TOURISM DESTINATION	TOURISM	ECONOMIC WELL-BEING
1302	LOWER HUTT CITY COUNCIL	COMMUNITY PROSPERITY	THE ECONOMIC BENEFITS OF EVENTS TO HUTT CITY	ECONOMIC ACTIVITY	ECONOMIC WELL-BEING
1303	LOWER HUTT CITY COUNCIL	COMMUNITY PROSPERITY	BUSINESSES INVOLVED IN COUNCIL CONSULTATIONS	COUNCIL OPERATIONS	ECONOMIC WELL-BEING
1304	LOWER HUTT CITY COUNCIL	COMMUNITY PROSPERITY	THE GROWTH IN VALUE OF COMMERCIAL BUILDING CONSENTS	PLANNING/BUILDING CONSENTS	ECONOMIC WELL-BEING
1305	LOWER HUTT CITY COUNCIL	COMMUNITY PROSPERITY	THE PERCENTAGE OF THE POPULATION WITH HIGHER QUALIFICATIONS	POPULATION/ETHNICITY/DEMOGRAPHICS	DEMOGRAPHICS
1306	LOWER HUTT CITY COUNCIL	COMMUNITY PROSPERITY	HOUSEHOLD INCOME	INCOME	ECONOMIC WELL-BEING
1307	LOWER HUTT CITY COUNCIL	COMMUNITY PROSPERITY	PER CAPITA INCOME	INCOME	ECONOMIC WELL-BEING
1308	LOWER HUTT CITY COUNCIL	COMMUNITY PROSPERITY	THE AC NEILSON NATIONAL PERCEPTIONS SURVEY	QUALITY OF LIFE	SOCIAL WELL-BEING
1309	LOWER HUTT CITY COUNCIL	COMMUNITY PROSPERITY	THE AREA PROFILE BUILDING IMPROVEMENT INDEX	PLANNING/BUILDING CONSENTS	ECONOMIC WELL-BEING
1310	LOWER HUTT CITY COUNCIL	COMMUNITY PROSPERITY	INVESTMENTS IN STRATEGIC TRANSPORT ASSETS	TRANSPORT	ECONOMIC WELL-BEING
1311	LOWER HUTT CITY COUNCIL	CONNECTED	PUBLIC TRANSPORT USE	TRANSPORT	ECONOMIC WELL-BEING
1312	LOWER HUTT CITY COUNCIL	CONNECTED	CONSTRUCTION OF CYCLEWAYS PHYSICAL WORKS	FOOTPATH/WALKING/CYCLING	ECONOMIC WELL-BEING
1313	LOWER HUTT CITY COUNCIL	CONNECTED	INCLUDING KEY REGIONAL TRANSPORT ISSUES IN THE REGIONAL LAND TRANSPORT STRATEGY	TRANSPORT	ECONOMIC WELL-BEING
1314	LOWER HUTT CITY COUNCIL	CONNECTED	INVESTMENT IN STRATEGIC TRANSPORT ASSETS	TRANSPORT	ECONOMIC WELL-BEING
1315	LOWER HUTT CITY COUNCIL	CONNECTED	KILOMETRES OF OPEN ACCESS FIBRE LAID IN HUTT CITY	PHONE/MOBILE/INTERNET	ECONOMIC WELL-BEING
1316	LOWER HUTT CITY COUNCIL	ENTREPRENEURIAL AND INNOVATIVE CULTURE	GROWTH IN THE NUMBER OF HUTT CITY BUSINESSES IN INNOVATIVE SECTORS	LEVEL OF EMPLOYMENT AND BUSINESSES	ECONOMIC WELL-BEING
1317	LOWER HUTT CITY COUNCIL	ENTREPRENEURIAL AND INNOVATIVE CULTURE	GROWTH IN THE NUMBER OF FULL TIME EQUIVALENT WORKERS (FTES) IN INNOVATIVE BUSINESSES	LEVEL OF EMPLOYMENT AND BUSINESSES	ECONOMIC WELL-BEING
1318	LOWER HUTT CITY COUNCIL	ENTREPRENEURIAL AND INNOVATIVE CULTURE	BUSINESSES AND FTES IN HIGHVALUE SECTORS	LEVEL OF EMPLOYMENT AND BUSINESSES	ECONOMIC WELL-BEING
1319	LOWER HUTT CITY COUNCIL	ENTREPRENEURIAL AND INNOVATIVE CULTURE	THE PERCENTAGE OF THE WORKFORCE WITH HIGHER QUALIFICATIONS	QUALIFICATION/SCHOOL	SOCIAL WELL-BEING
1320	LOWER HUTT CITY COUNCIL	ENTREPRENEURIAL AND INNOVATIVE CULTURE	THE DIFFICULTIES OF FILLING SKILLED VACANCIES	LEVEL OF EMPLOYMENT AND BUSINESSES	ECONOMIC WELL-BEING
1321	LOWER HUTT CITY COUNCIL	ENTREPRENEURIAL AND INNOVATIVE CULTURE	THE VALUE OF SUCCESSFUL RESEARCH AND DEVELOPMENT GRANT APPLICATIONS	COUNCIL FACILITIES	SOCIAL WELL-BEING
1322	LOWER HUTT CITY COUNCIL	ENTREPRENEURIAL AND INNOVATIVE CULTURE	THE NUMBER OF TERTIARY STUDENTS STUDYING IN HUTT CITY	TERTIARY QUALIFICATION	SOCIAL WELL-BEING
1323	LOWER HUTT CITY COUNCIL	ENTREPRENEURIAL AND INNOVATIVE CULTURE	THE AC NEILSON NATIONAL PERCEPTIONS SURVEY	QUALITY OF LIFE	SOCIAL WELL-BEING
1324	LOWER HUTT CITY COUNCIL	ENTREPRENEURIAL AND INNOVATIVE CULTURE	THE AREA PROFILE BUILDING IMPROVEMENT INDEX	PLANNING/BUILDING CONSENTS	ECONOMIC WELL-BEING
1325	LOWER HUTT CITY COUNCIL	HEALTHY ENVIRONMENT	THE AIR QUALITY (24-HOUR AVERAGE PM10 CONCENTRATION)- MEASURED AGAINST A NATIONAL GUIDELINE OF 50UG/M3	AIR QUALITY	ENVIRONMENTAL WELL-BEING
1326	LOWER HUTT CITY COUNCIL	HEALTHY ENVIRONMENT	THE HUTT RIVER WATER QUALITY (THE MACROINVERTEBRATE COMMUNITY INDEX (MCI) AND WATER QUALITY INDEX (WQI))	RIVER, LAKES, COASTAL AND GROUNDWATER	ENVIRONMENTAL WELL-BEING
1327	LOWER HUTT CITY COUNCIL	HEALTHY ENVIRONMENT	THE WAINUIOMATA RIVER WATER QUALITY	RIVER, LAKES, COASTAL AND GROUNDWATER	ENVIRONMENTAL WELL-BEING
1328	LOWER HUTT CITY COUNCIL	HEALTHY ENVIRONMENT	RESIDENTIAL WATER CONSUMPTION PER CAPITA	RIVER, LAKES, COASTAL AND GROUNDWATER	ENVIRONMENTAL WELL-BEING

Appendix A: List of Community Well-beings Outcomes and Measures by Councils

S.NO.	COUNCIL	OUTCOME	MEASURES	MEASURES BROAD GROUP	WELL-BEINGS
1329	LOWER HUTT CITY COUNCIL	HEALTHY ENVIRONMENT	SOIL QUALITY -- HAZARDOUS WASTE COLLECTION', A MEASURE OF THE AMOUNT OF HAZARDOUS WASTE REMOVED PERMANENTLY FROM SOIL AND THE POTENTIALLY HARMFUL EFFECTS OF SPILLAGE	SOIL QUALITY	ENVIRONMENTAL WELL-BEING
1330	LOWER HUTT CITY COUNCIL	HEALTHY ENVIRONMENT	WASTE TO LANDFILL PER DOLLAR OF GROSS DOMESTIC PRODUCT (GDP)	WASTE TO LANDFILL	ENVIRONMENTAL WELL-BEING
1331	LOWER HUTT CITY COUNCIL	HEALTHY ENVIRONMENT	CARBON DIOXIDE EMISSIONS PER DOLLAR OF GDP	GROSS DOMESTIC PRODUCT (GDP)	ECONOMIC WELL-BEING
1332	LOWER HUTT CITY COUNCIL	HEALTHY ENVIRONMENT	THE VOLUME OF RECYCLING PER CAPITA	RECYCLING/GREEN WASTE	ENVIRONMENTAL WELL-BEING
1333	LOWER HUTT CITY COUNCIL	HEALTHY ENVIRONMENT	GREEN WASTE DIVERTED FROM LANDFILL	RECYCLING/GREEN WASTE	ENVIRONMENTAL WELL-BEING
1334	LOWER HUTT CITY COUNCIL	HEALTHY ENVIRONMENT	OTHER WASTE DIVERTED FROM LANDFILL	WASTE TO LANDFILL	ENVIRONMENTAL WELL-BEING
1335	LOWER HUTT CITY COUNCIL	HEALTHY ENVIRONMENT	THE PROPORTION OF NEWLY REGISTERED LIGHT VEHICLES IN HUTT CITY WITH A FUEL ECONOMY OF SIX LITRES PER 100 KILOMETRES OR BETTER	TRANSPORT	ECONOMIC WELL-BEING
1336	LOWER HUTT CITY COUNCIL	HEALTHY ENVIRONMENT	FUEL USE PER CAPITA PER ANNUM	ENERGY USAGE	ENVIRONMENTAL WELL-BEING
1337	LOWER HUTT CITY COUNCIL	HEALTHY ENVIRONMENT	THE PROPORTION OF DRIVER VEHICLE TRIPS MADE TO WORK	RIVER, LAKES, COASTAL AND GROUNDWATER	ENVIRONMENTAL WELL-BEING
1338	LOWER HUTT CITY COUNCIL	HEALTHY ENVIRONMENT	KILOMETRES TRAVELLED BY CAR ON COUNCIL BUSINESS	COUNCIL OPERATIONS	ECONOMIC WELL-BEING
1339	LOWER HUTT CITY COUNCIL	HEALTHY ENVIRONMENT	THE PROPORTION OF COUNCIL STAFF TRAVELLING TO/FROM WORK IN SOLE-OCCUPANCY CARS	TRANSPORT	ECONOMIC WELL-BEING
1340	LOWER HUTT CITY COUNCIL	HEALTHY ENVIRONMENT	PUBLIC TRANSPORT PATRONAGE	TRANSPORT	ECONOMIC WELL-BEING
1341	LOWER HUTT CITY COUNCIL	HEALTHY ENVIRONMENT	THE KILOMETRES OF CYCLEWAY	FOOTPATH/WALKING/CYCLING	ECONOMIC WELL-BEING
1342	LOWER HUTT CITY COUNCIL	HEALTHY ENVIRONMENT	THE NUMBER OF CONSENTS FOR SOLAR HOT WATER HEATING	ENERGY USAGE	ENVIRONMENTAL WELL-BEING
1343	LOWER HUTT CITY COUNCIL	HEALTHY ENVIRONMENT	THE NUMBER OF CONSENTS FOR SMALL-SCALE LOCAL ELECTRICITY PRODUCTION PER ANNUM	ENERGY USAGE	ENVIRONMENTAL WELL-BEING
1344	LOWER HUTT CITY COUNCIL	HEALTHY ENVIRONMENT	THE PROPORTION OF HUTT CITY HOUSING WITH FLOOR AND CEILING INSULATION	HOUSE QUALITY	ECONOMIC WELL-BEING
1345	LOWER HUTT CITY COUNCIL	HEALTHY ENVIRONMENT	THE PROPORTION OF HUTT CITY HOUSING WITH EFFICIENT HEATING (HEAT PUMPS, NATURAL GAS AND PELLET FIRES)	ENERGY USAGE	ENVIRONMENTAL WELL-BEING
1346	LOWER HUTT CITY COUNCIL	HEALTHY ENVIRONMENT	THE COUNCILS ENERGY CONSUMPTION (ELECTRICITY AND GAS)	COUNCIL OPERATIONS	ENVIRONMENTAL WELL-BEING
1347	LOWER HUTT CITY COUNCIL	HEALTHY ENVIRONMENT	COUNCIL-OWNED AND ADMINISTERED LAND BIOMASS	NATURAL FEATURES	ENVIRONMENTAL WELL-BEING
1348	LOWER HUTT CITY COUNCIL	HEALTHY ENVIRONMENT	THE URBAN (BUILT-UP AREA) BIOMASS	ENVIRONMENT/ENVIRONMENTAL ATTITUDES	ENVIRONMENTAL WELL-BEING
1349	LOWER HUTT CITY COUNCIL	HEALTHY ENVIRONMENT	THE DISTRICT BIOMASS	NATURAL FEATURES	ENVIRONMENTAL WELL-BEING
1350	LOWER HUTT CITY COUNCIL	HEALTHY ENVIRONMENT	THE PROPORTION OF NATIVE FOREST TO TOTAL BIOMASS (DISTRICT WIDE)	NATURAL FEATURES	ENVIRONMENTAL WELL-BEING
1351	LOWER HUTT CITY COUNCIL	HEALTHY ENVIRONMENT	THE NUMBER OF ENVIRONMENTAL SUSTAINABILITY STRATEGY ACTIONS COMPLETED	ENVIRONMENT/ENVIRONMENTAL ATTITUDES	ENVIRONMENTAL WELL-BEING
1352	LOWER HUTT CITY COUNCIL	HEALTHY ENVIRONMENT	OUR ENVIRONMENTAL ACCREDITATION TO ISO 14001	ENVIRONMENT/ENVIRONMENTAL ATTITUDES	ENVIRONMENTAL WELL-BEING
1353	LOWER HUTT CITY COUNCIL	LIFESTYLE	THE PERCENTAGE OF RESIDENTS WHO USE POOLS	COUNCIL FACILITIES	SOCIAL WELL-BEING
1354	LOWER HUTT CITY COUNCIL	LIFESTYLE	THE PERCENTAGE OF RESIDENTS WHO USE LIBRARIES	LIBRARY	SOCIAL WELL-BEING
1355	LOWER HUTT CITY COUNCIL	LIFESTYLE	THE PERCENTAGE OF RESIDENTS WHO USE SPORTSGROUNDS	SPORTS	SOCIAL WELL-BEING
1356	LOWER HUTT CITY COUNCIL	LIFESTYLE	THE ANNUAL NUMBER OF MUSEUM VISITS	ARTS/CULTURE/MUSEUM/EVENTS	CULTURAL WELL-BEING
1357	LOWER HUTT CITY COUNCIL	LIFESTYLE	THE PERCENTAGE OF RESIDENTS WHO ARE SATISFIED WITH THE CITY'S PARKS RESERVES AND GARDENS	PARKS/RESERVES/OPEN SPACES	ENVIRONMENTAL WELL-BEING
1358	LOWER HUTT CITY COUNCIL	LIFESTYLE	THE PERCENTAGE OF RESIDENTS WHO FEEL SAFE IN THE CITY IN GENERAL	CRIME/SAFETY	SOCIAL WELL-BEING

Appendix A: List of Community Well-beings Outcomes and Measures by Councils

S.NO.	COUNCIL	OUTCOME	MEASURES	MEASURES BROAD GROUP	WELL-BEINGS
1359	LOWER HUTT CITY COUNCIL	LIFESTYLE	THE PERCENTAGE OF RESIDENTS WHO FEEL SAFE IN THE CENTRAL CITY	CRIME/SAFETY	SOCIAL WELL-BEING
1360	LOWER HUTT CITY COUNCIL	LIFESTYLE	THE NUMBER OF CRIMES RECORDED IN HUTT CITY	CRIME/SAFETY	SOCIAL WELL-BEING
1361	LOWER HUTT CITY COUNCIL	LIFESTYLE	THE TOTAL NUMBER OF CRIMES RECORDED IN HUTT CITY IN THE AREAS OF VIOLENCE, SEXUAL OFFENCES, DRUGS AND ANTISOCIAL BEHAVIOUR, DISHONESTY, PROPERTY DAMAGE PROPERTY ABUSES, ADMINISTRATIVE	CRIME/SAFETY	SOCIAL WELL-BEING
1362	LOWER HUTT CITY COUNCIL	LIFESTYLE	THE TOTAL NUMBER OF ACC CLAIMS IN HUTT CITY -- THE ENTITLEMENT CLAIM RATE PER 100,000 POPULATION	ACC CLAIMS	ECONOMIC WELL-BEING
1363	LOWER HUTT CITY COUNCIL	LIFESTYLE	THE ALCOHOL CONSUMED -- THE LAST DRINKS SURVEY	CRIME/SAFETY	SOCIAL WELL-BEING
1364	LOWER HUTT CITY COUNCIL	LIFESTYLE	NZ TRANSPORT AGENCY ACCIDENT STATISTICS	ROAD ACCIDENTS/INJURIES	ECONOMIC WELL-BEING
1365	LOWER HUTT CITY COUNCIL	REGIONAL FOUNDATIONS	MEDIAN HOUSE PRICES IN THE CITY RELATIVE TO MEDIAN INCOME	INCOME	ECONOMIC WELL-BEING
1366	LOWER HUTT CITY COUNCIL	REGIONAL FOUNDATIONS	WAITING LIST NUMBERS FOR HOUSING NEW ZEALAND/COUNCIL ACCOMMODATION	HOUSE AFFORDABILITY	ECONOMIC WELL-BEING
1367	LOWER HUTT CITY COUNCIL	REGIONAL FOUNDATIONS	THE MEDIAN RENTAL PRICE OF ACCOMMODATION AS A PERCENTAGE OF AVERAGE INCOME	HOUSE AFFORDABILITY	ECONOMIC WELL-BEING
1368	LOWER HUTT CITY COUNCIL	REGIONAL FOUNDATIONS	THE NUMBER OF COMPLAINTS TO COUNCIL ABOUT POOR STANDARDS OF ACCOMMODATION	HOUSE QUALITY	ECONOMIC WELL-BEING
1369	LOWER HUTT CITY COUNCIL	REGIONAL FOUNDATIONS	THE PERCENTAGE OF RESIDENTS WHO THINK THERE IS ENOUGH ACCESS TO AFFORDABLE AND QUALITY HOUSING IN HUTT CITY	HOUSE AFFORDABILITY	ECONOMIC WELL-BEING
1370	LOWER HUTT CITY COUNCIL	REGIONAL FOUNDATIONS	THE PERCENTAGE OF RESIDENTS WHO SAY THEY ARE PREPARED FOR AN EMERGENCY AND HAVE ENOUGH WATER STORED	NATURAL DISASTER/RESILIENCE	ENVIRONMENTAL WELL-BEING
1371	LOWER HUTT CITY COUNCIL	SENSE OF PLACE	THE PERCENTAGE OF OPEN SPACES RELATIVE TO BUILT-UP SPACES	PARKS/RESERVES/OPEN SPACES	ENVIRONMENTAL WELL-BEING
1372	LOWER HUTT CITY COUNCIL	SENSE OF PLACE	THE PERCENTAGE OF RESIDENTS WHO ARE SATISFIED WITH THE CITY'S PARKS, RESERVES AND GARDENS	PARKS/RESERVES/OPEN SPACES	ENVIRONMENTAL WELL-BEING
1373	LOWER HUTT CITY COUNCIL	SENSE OF PLACE	THE PERCENTAGE OF RESIDENTS WHO THINK HUTT CITY IS BETTER, ABOUT THE SAME OR WORSE THAN IT WAS THREE YEARS AGO	CBD: CITY CENTRE	SOCIAL WELL-BEING
1374	LOWER HUTT CITY COUNCIL	SENSE OF PLACE	THE CITY'S URBAN FOOTPRINT	POPULATION/ETHNICITY/DEMOGRAPHICS	DEMOGRAPHICS
1375	LOWER HUTT CITY COUNCIL	SENSE OF PLACE	THE COVERAGE OF IMPERVIOUS SURFACES	COMMUNITY DEVELOPMENT	SOCIAL WELL-BEING
1376	LOWER HUTT CITY COUNCIL	SENSE OF PLACE	THE COMPOSITE URBAN FORM INDEX	COMMUNITY DEVELOPMENT	SOCIAL WELL-BEING
1377	LOWER HUTT CITY COUNCIL	SENSE OF PLACE	THE PROPORTION OF DWELLINGS WITHIN A FIVE-MINUTE WALK OF COMMERCIAL CENTRES OR MAIN ARTERIALS	FOOTPATH/WALKING/CYCLING	ECONOMIC WELL-BEING
1378	LOWER HUTT CITY COUNCIL	SENSE OF PLACE	NZ TRANSPORT AGENCY ACCIDENT STATISTICS	ROAD ACCIDENTS/INJURIES	ECONOMIC WELL-BEING
1379	LOWER HUTT CITY COUNCIL	STRONG AND TOLERANT COMMUNITIES	THE PERCENTAGE OF RESIDENTS WHO THINK THE COMMUNITY WORKS TOGETHER AND PEOPLE SUPPORT EACH OTHER	COMMUNITY DEVELOPMENT	SOCIAL WELL-BEING
1380	LOWER HUTT CITY COUNCIL	STRONG AND TOLERANT COMMUNITIES	THE PERCENTAGE OF RESIDENTS WHO BELIEVE THAT INCREASING DIVERSITY IN THE CITY IS A POSITIVE FACTOR	ARTS/CULTURE/MUSEUM/EVENTS	CULTURAL WELL-BEING
1381	LOWER HUTT CITY COUNCIL	HEALTHY AND EDUCATED COMMUNITY	THE PERCENTAGE OF THE POPULATION CURRENTLY ENROLLED WITH HUTT CITY PRIMARY HEALTH ORGANISATIONS (PHOS) AND THE COMPARATIVE RATES OF ETHNIC GROUPS ENROLLED	HEALTH/HEALTH SERVICES	SOCIAL WELL-BEING
1382	LOWER HUTT CITY COUNCIL	HEALTHY AND EDUCATED COMMUNITY	THE NUMBER OF FULL TIME EQUIVALENT GENERAL PRACTITIONERS IN HUTT CITY	HEALTH/HEALTH SERVICES	SOCIAL WELL-BEING
1383	LOWER HUTT CITY COUNCIL	HEALTHY AND EDUCATED COMMUNITY	THE NUMBER OF PUBLICLY FUNDED BEDS AVAILABLE FOR THE ELDERLY	ELDERLY PEOPLE	ECONOMIC WELL-BEING
1384	LOWER HUTT CITY COUNCIL	HEALTHY AND EDUCATED COMMUNITY	THE PERCENTAGE OF THREE - TO FIVE-YEAR-OLDS ENROLLED IN EARLY CHILDHOOD EDUCATION (INCLUDING KOHANGA REO AND PACIFIC ISLAND LANGUAGE NESTS)	EARLY CHILDHOOD EDUCATION	SOCIAL WELL-BEING

Appendix A: List of Community Well-beings Outcomes and Measures by Councils

S.NO.	COUNCIL	OUTCOME	MEASURES	MEASURES BROAD GROUP	WELL-BEINGS
1385	LOWER HUTT CITY COUNCIL	HEALTHY AND EDUCATED COMMUNITY	THE PERCENTAGE OF THREE- TO FIVE-YEAR-OLDS ENROLLED IN EARLY CHILDHOOD EDUCATION COMPARED WITH THE NATIONAL AVERAGE	EARLY CHILDHOOD EDUCATION	SOCIAL WELL-BEING
1386	LOWER HUTT CITY COUNCIL	HEALTHY AND EDUCATED COMMUNITY	THE PERCENTAGE OF SCHOOL LEAVERS WHO LEAVE SCHOOL WITHOUT QUALIFICATIONS	QUALIFICATION/SCHOOL	SOCIAL WELL-BEING
1387	LOWER HUTT CITY COUNCIL	HEALTHY AND EDUCATED COMMUNITY	THE PERCENTAGE OF STUDENTS WITH QUALIFICATIONS ENROLLING IN TERTIARY INSTITUTIONS	TERTIARY QUALIFICATION	SOCIAL WELL-BEING
1388	LOWER HUTT CITY COUNCIL	HEALTHY AND EDUCATED COMMUNITY	THE NUMBER OF SCHOOL HEALTH VISITS BY SCHOOL NURSES EACH YEAR	HEALTH/HEALTH SERVICES	SOCIAL WELL-BEING
1389	LOWER HUTT CITY COUNCIL	HEALTHY AND EDUCATED COMMUNITY	THE NUMBER OF PREVENTABLE (TOTAL/VIA PRIMARY CARE) HOSPITAL ADMISSIONS PER YEAR (YOUNG, OLD, MEN, WOMEN, MAORI, PACIFIC, ASIAN, EUROPEAN)	HOSPITALISATIONS	ECONOMIC WELL-BEING
1390	LOWER HUTT CITY COUNCIL	HEALTHY AND EDUCATED COMMUNITY	THE NUMBER OF NOTIFIABLE DISEASE CASES PER YEAR	HEALTH/HEALTH SERVICES	SOCIAL WELL-BEING
1391	MACKENZIE DISTRICT COUNCIL	AN ATTRACTIVE AND HIGHLY VALUED NATURAL ENVIRONMENT	DISTRICTS AWARENESS OF ENVIRONMENTAL ISSUES	ENVIRONMENT/ENVIRONMENTAL ATTITUDES	ENVIRONMENTAL WELL-BEING
1392	MACKENZIE DISTRICT COUNCIL	AN ATTRACTIVE AND HIGHLY VALUED NATURAL ENVIRONMENT	LAND (HA) AFFECTED BY ANIMAL PESTS (ESPECIALLY RABBITS)	PEST CONTROL	ENVIRONMENTAL WELL-BEING
1393	MACKENZIE DISTRICT COUNCIL	AN ATTRACTIVE AND HIGHLY VALUED NATURAL ENVIRONMENT	LAND (HA) AFFECTED BY NOXIOUS PLANT PESTS (ESPECIALLY WILDING PINES)	PEST CONTROL	ENVIRONMENTAL WELL-BEING
1394	MACKENZIE DISTRICT COUNCIL	AN ATTRACTIVE AND HIGHLY VALUED NATURAL ENVIRONMENT	RIVER WATER QUALITY DRINKING AND SWIMMING	RIVER, LAKES, COASTAL AND GROUNDWATER	ENVIRONMENTAL WELL-BEING
1395	MACKENZIE DISTRICT COUNCIL	AN ATTRACTIVE AND HIGHLY VALUED NATURAL ENVIRONMENT	WASTE DIVERSION FROM LANDFILL	RECYCLING/GREEN WASTE	ENVIRONMENTAL WELL-BEING
1396	MACKENZIE DISTRICT COUNCIL	AN ATTRACTIVE AND HIGHLY VALUED NATURAL ENVIRONMENT	RECYCLING VOLUMES	RECYCLING/GREEN WASTE	ENVIRONMENTAL WELL-BEING
1397	MACKENZIE DISTRICT COUNCIL	THRIVING ECONOMY	BUILDING CONSENTS INDICATORS	PLANNING/BUILDING CONSENTS	ECONOMIC WELL-BEING
1398	MACKENZIE DISTRICT COUNCIL	THRIVING ECONOMY	DEMOGRAPHIC INDICATORS (EG INCOME)	INCOME	ECONOMIC WELL-BEING
1399	MACKENZIE DISTRICT COUNCIL	THRIVING ECONOMY	PROPERTY PRICE CHANGES	HOUSE AFFORDABILITY	ECONOMIC WELL-BEING
1400	MACKENZIE DISTRICT COUNCIL	A DEMOCRACY WHICH UPHOLDS THE RIGHTS OF THE INDIVIDUAL	PERCEPTIONS OF SATISFACTION WITH COUNCILS ADVOCACY ON BEHALF OF THE COMMUNITY	COMMUNITY DEVELOPMENT	SOCIAL WELL-BEING
1401	MACKENZIE DISTRICT COUNCIL	A DEMOCRACY WHICH UPHOLDS THE RIGHTS OF THE INDIVIDUAL	PERCEPTIONS OF EASE OF DEALING WITH THE COUNCIL	COUNCIL OPERATIONS	ECONOMIC WELL-BEING
1402	MACKENZIE DISTRICT COUNCIL	FIT AND HEALTHY COMMUNITY	% STUDENTS LEAVING SCHOOL WITH CORE NUMERACY AND LITERACY CREDITS AT NCEA LEVEL 1	QUALIFICATION/SCHOOL	SOCIAL WELL-BEING
1403	MACKENZIE DISTRICT COUNCIL	FIT AND HEALTHY COMMUNITY	EDUCATIONAL ATTAINMENT OF ADULT POPULATION	QUALIFICATION/SCHOOL	SOCIAL WELL-BEING
1404	MACKENZIE DISTRICT COUNCIL	FIT AND HEALTHY COMMUNITY	ROAD TRAFFIC ACCIDENTS AND CASUALTIES	ROAD ACCIDENTS/INJURIES	ECONOMIC WELL-BEING
1405	MACKENZIE DISTRICT COUNCIL	FIT AND HEALTHY COMMUNITY	PERCEPTIONS OF SENSE OF PRIDE IN THE DISTRICT	COMMUNITY DEVELOPMENT	SOCIAL WELL-BEING
1406	MACKENZIE DISTRICT COUNCIL	FIT AND HEALTHY COMMUNITY	PERCEPTIONS OF SATISFACTION WITH HEALTH SERVICES PROVIDED IN THE MACKENZIE DISTRICT	HEALTH/HEALTH SERVICES	SOCIAL WELL-BEING
1407	MACKENZIE DISTRICT COUNCIL	FIT AND HEALTHY COMMUNITY	PERCEPTIONS OF SATISFACTION WITH EDUCATIONAL SERVICES PROVIDED IN THE MACKENZIE DISTRICT	QUALIFICATION/SCHOOL	SOCIAL WELL-BEING

Appendix A: List of Community Well-beings Outcomes and Measures by Councils

S.NO.	COUNCIL	OUTCOME	MEASURES	MEASURES BROAD GROUP	WELL-BEINGS
1408	MACKENZIE DISTRICT COUNCIL	SAFE, EFFECTIVE AND SUSTAINABLE INFRASTRUCTURE	ANNUAL POWER OUTAGES	ENERGY USAGE	ENVIRONMENTAL WELL-BEING
1409	MACKENZIE DISTRICT COUNCIL	SAFE, EFFECTIVE AND SUSTAINABLE INFRASTRUCTURE	DRINKING WATER STANDARDS	DRINKING WATER	ENVIRONMENTAL WELL-BEING
1410	MACKENZIE DISTRICT COUNCIL	SAFE, EFFECTIVE AND SUSTAINABLE INFRASTRUCTURE	SATISFACTION WITH COUNCIL INFRASTRUCTURAL SERVICES (E.G. ROADING, SEWER, WATER SUPPLY SERVICES, FOOTPATHS)	SEWERAGE/WASTEWATER	ENVIRONMENTAL WELL-BEING
1411	MACKENZIE DISTRICT COUNCIL	SAFE, EFFECTIVE AND SUSTAINABLE INFRASTRUCTURE	SATISFACTION WITH OTHER CORE INFRASTRUCTURAL SERVICES (E.G. POWER, TELECOMMUNICATIONS)	COUNCIL FACILITIES	SOCIAL WELL-BEING
1412	MACKENZIE DISTRICT COUNCIL	SAFE, EFFECTIVE AND SUSTAINABLE INFRASTRUCTURE	ACCESS TO INTERNET, TELEPHONE	PHONE/MOBILE/INTERNET	ECONOMIC WELL-BEING
1413	MACKENZIE DISTRICT COUNCIL	SUPPORTIVE AND CONTRIBUTING COMMUNITY	SOCIAL DEPRIVATION INDEX	DEPRIVATION INDEX	SOCIAL WELL-BEING
1414	MACKENZIE DISTRICT COUNCIL	SUPPORTIVE AND CONTRIBUTING COMMUNITY	PERCEPTIONS OF QUALITY OF LIFE IN THE MACKENZIE	QUALITY OF LIFE	SOCIAL WELL-BEING
1415	MACKENZIE DISTRICT COUNCIL	SUPPORTIVE AND CONTRIBUTING COMMUNITY	PERCEPTIONS OF COMMUNITY	COMMUNITY DEVELOPMENT	SOCIAL WELL-BEING
1416	MACKENZIE DISTRICT COUNCIL	SUPPORTIVE AND CONTRIBUTING COMMUNITY	PERCEPTIONS OF THE MACKENZIE AS A SAFE PLACE TO LIVE	CRIME/SAFETY	SOCIAL WELL-BEING
1417	MACKENZIE DISTRICT COUNCIL	SUPPORTIVE AND CONTRIBUTING COMMUNITY	UNPAID WORK	VOLUNTEER/UNPAID WORK	SOCIAL WELL-BEING
1418	MANAWATU DISTRICT COUNCIL	A VITAL COMMUNITY THAT IS COHESIVE AND CHARACTERISED BY COMMUNITY INVOLVEMENT	RESIDENT SATISFACTION WITH MAYOR AND COUNCILLOR PERFORMANCE	ELECTED MEMBERS	SOCIAL WELL-BEING
1419	MANAWATU DISTRICT COUNCIL	A VITAL COMMUNITY THAT IS COHESIVE AND CHARACTERISED BY COMMUNITY INVOLVEMENT	LEVELS OF VOTER TURNOUT AT LOCAL ELECTIONS (INCLUDES BOTH RESIDENT AND RATEPAYER)	ELECTIONS/VOTER TURNOUT	SOCIAL WELL-BEING
1420	MANAWATU DISTRICT COUNCIL	A VITAL COMMUNITY THAT IS COHESIVE AND CHARACTERISED BY COMMUNITY INVOLVEMENT	PEOPLE THAT THINK THE MANAWATU IS AN INCLUSIVE CARING COMMUNITY	COMMUNITY DEVELOPMENT	SOCIAL WELL-BEING
1421	MANAWATU DISTRICT COUNCIL	A VITAL COMMUNITY THAT IS COHESIVE AND CHARACTERISED BY COMMUNITY INVOLVEMENT	DEPRIVATION INDEX	DEPRIVATION INDEX	SOCIAL WELL-BEING
1422	MANAWATU DISTRICT COUNCIL	A VITAL COMMUNITY THAT IS COHESIVE AND CHARACTERISED BY COMMUNITY INVOLVEMENT	EMPLOYMENT LEVELS	LEVEL OF EMPLOYMENT AND BUSINESSES	ECONOMIC WELL-BEING
1423	MANAWATU DISTRICT COUNCIL	A VITAL COMMUNITY THAT IS COHESIVE AND CHARACTERISED BY COMMUNITY INVOLVEMENT	NUMBER OF JOBS	LEVEL OF EMPLOYMENT AND BUSINESSES	ECONOMIC WELL-BEING
1424	MANAWATU DISTRICT COUNCIL	A VITAL COMMUNITY THAT IS COHESIVE AND CHARACTERISED BY COMMUNITY INVOLVEMENT	AVERAGE HOUSEHOLD INCOME OR POPULATION WITH LOW INCOMES	INCOME	ECONOMIC WELL-BEING
1425	MANAWATU DISTRICT COUNCIL	A VITAL COMMUNITY THAT IS COHESIVE AND CHARACTERISED BY COMMUNITY INVOLVEMENT	LIFE EXPECTANCY/HEALTH EXPECTANCY	LIFE EXPECTANCY	DEMOGRAPHICS
1426	MANAWATU DISTRICT COUNCIL	A VITAL COMMUNITY THAT IS COHESIVE AND CHARACTERISED BY COMMUNITY INVOLVEMENT	PARTICIPATION IN PHYSICAL ACTIVITY	PHYSICAL ACTIVITY	SOCIAL WELL-BEING
1427	MANAWATU DISTRICT COUNCIL	A COMMUNITY THAT HAS ACCESS TO EFFECTIVE SERVICES	TELEPHONE AND INTERNET ACCESS IN THE HOME	PHONE/MOBILE/INTERNET	ECONOMIC WELL-BEING

Appendix A: List of Community Well-beings Outcomes and Measures by Councils

S.NO.	COUNCIL	OUTCOME	MEASURES	MEASURES BROAD GROUP	WELL-BEINGS
1428	MANAWATU DISTRICT COUNCIL	A COMMUNITY THAT HAS ACCESS TO EFFECTIVE SERVICES	COMMUNITY LEVELS OF SATISFACTION WITH COUNCIL SERVICES INCLUDING ROADS, FOOTPATHS, WATER, STORMWATER, WASTEWATER AND WASTE ASSET MANAGEMENT PLANS	SEWERAGE/WASTEWATER	ENVIRONMENTAL WELL-BEING
1429	MANAWATU DISTRICT COUNCIL	A COMMUNITY THAT HAS ACCESS TO EFFECTIVE SERVICES		COUNCIL OPERATIONS	ECONOMIC WELL-BEING
1430	MANAWATU DISTRICT COUNCIL	A SELF-SUFFICIENT ENVIRONMENT THAT PRESERVES, VALUES AND DEVELOPS OUR NATURAL ENVIRONMENT	WATER QUALITY	RIVER, LAKES, COASTAL AND GROUNDWATER	ENVIRONMENTAL WELL-BEING
1431	MANAWATU DISTRICT COUNCIL	A SELF-SUFFICIENT ENVIRONMENT THAT PRESERVES VALUES AND DEVELOPS OUR NATURAL ENVIRONMENT	AIR QUALITY	AIR QUALITY	ENVIRONMENTAL WELL-BEING
1432	MANAWATU DISTRICT COUNCIL	A SELF-SUFFICIENT ENVIRONMENT THAT PRESERVES VALUES AND DEVELOPS OUR NATURAL ENVIRONMENT	LEVELS OF COMMUNITY SATISFACTION WITH PARKS, RESERVES AND SPORTSGROUNDS	PARKS/RESERVES/OPEN SPACES	ENVIRONMENTAL WELL-BEING
1433	MANAWATU DISTRICT COUNCIL	A SELF-SUFFICIENT ENVIRONMENT THAT PRESERVES VALUES AND DEVELOPS OUR NATURAL ENVIRONMENT	TOURIST NUMBERS OVERNIGHT STAYS WITHIN THE DISTRICT	TOURISM	ECONOMIC WELL-BEING
1434	MANAWATU DISTRICT COUNCIL	A SELF-SUFFICIENT ENVIRONMENT THAT PRESERVES VALUES AND DEVELOPS OUR NATURAL ENVIRONMENT	STATE OF THE ENVIRONMENT REPORT	ENVIRONMENT/ENVIRONMENTAL ATTITUDES	ENVIRONMENTAL WELL-BEING
1435	MANAWATU DISTRICT COUNCIL	A SELF-SUFFICIENT ENVIRONMENT THAT PRESERVES VALUES AND DEVELOPS OUR NATURAL ENVIRONMENT	COMMUNITY LEVELS OF SATISFACTION WITH COUNCIL SERVICES INCLUDING ROADS, WASTE MANAGEMENT, EMERGENCY SERVICES, ECONOMIC DEVELOPMENT AND PARKS AND RESERVES	COUNCIL OPERATIONS	ECONOMIC WELL-BEING
1436	MANAWATU DISTRICT COUNCIL	PEOPLE ARE ABLE TO GO ABOUT THEIR BUSINESS AND LEISURE ANY TIME OF THE DAY OR EVENING WITHOUT FEAR FOR THEIR SAFETY	ROAD ACCIDENTS	ROAD ACCIDENTS/INJURIES	ECONOMIC WELL-BEING
1437	MANAWATU DISTRICT COUNCIL	PEOPLE ARE ABLE TO GO ABOUT THEIR BUSINESS AND LEISURE ANY TIME OF THE DAY OR EVENING WITHOUT FEAR FOR THEIR SAFETY	PERCEPTIONS OF SAFETY (PEOPLE FEEL SAFE)	CRIME/SAFETY	SOCIAL WELL-BEING
1438	MANAWATU DISTRICT COUNCIL	PEOPLE ARE ABLE TO GO ABOUT THEIR BUSINESS AND LEISURE ANY TIME OF THE DAY OR EVENING WITHOUT FEAR FOR THEIR SAFETY	CRIME FIGURES	CRIME/SAFETY	SOCIAL WELL-BEING
1439	MANAWATU DISTRICT COUNCIL	PEOPLE ARE ABLE TO GO ABOUT THEIR BUSINESS AND LEISURE ANY TIME OF THE DAY OR EVENING WITHOUT FEAR FOR THEIR SAFETY	INJURY ACCIDENTS	ROAD ACCIDENTS/INJURIES	ECONOMIC WELL-BEING
1440	MANAWATUWANGANUI REGIONAL COUNCIL	NATURAL HAZARD RESILIENCE	REDUCING THE RISKS FROM NATURAL HAZARDS TO ACCEPTABLE LEVELS THROUGH SUITABLE POLICIES, PLANNING AND INFRASTRUCTURE	NATURAL DISASTER/RESILIENCE	ENVIRONMENTAL WELL-BEING

Appendix A: List of Community Well-beings Outcomes and Measures by Councils

S.NO.	COUNCIL	OUTCOME	MEASURES	MEASURES BROAD GROUP	WELL-BEINGS
1441	MANAWATUWANGANUI REGIONAL COUNCIL	NATURAL HAZARD RESILIENCE	ENSURING THAT INFRASTRUCTURE AND RESPONSE SYSTEMS ARE IN PLACE TO SUPPORT COMMUNITIES IN THEIR RESPONSE TO AND RECOVERY FROM NATURAL HAZARDS AND EMERGENCIES	NATURAL DISASTER/RESILIENCE	ENVIRONMENTAL WELL-BEING
1442	MANAWATUWANGANUI REGIONAL COUNCIL	NATURAL HAZARD RESILIENCE	SUPPORTING COMMUNITIES TO DEVELOP THE KNOWLEDGE AND CAPABILITY TO ADAPT AND RESPOND TO THE LIKELIHOOD OF AN INCREASED FREQUENCY AND SCALE OF EXTREME WEATHER EVENTS COASTAL EROSION AND SEA-LEVEL RISE ASSOCIATED WITH CLIMATE CHANGE	NATURAL DISASTER/RESILIENCE	ENVIRONMENTAL WELL-BEING
1443	MANAWATUWANGANUI REGIONAL COUNCIL	HEALTHY ECOSYSTEMS	PROTECTING AND RESTORING THE REGION'S BIODIVERSITY THROUGH PEST CONTROL, THE SUPPORT OF COMMUNITY RESTORATION PROJECTS AND OTHER MEASURES	PEST CONTROL	ENVIRONMENTAL WELL-BEING
1444	MANAWATUWANGANUI REGIONAL COUNCIL	HEALTHY ECOSYSTEMS	SUPPORTING THE SUSTAINABLE USE OF LAND THAT PRESERVES INDIGENOUS ECOSYSTEMS TO THE GREATEST EXTENT POSSIBLE, WHILE MAINTAINING AN ENVIRONMENT THAT CONTRIBUTES TO THE ECONOMY	ENVIRONMENT/ENVIRONMENTAL ATTITUDES	ENVIRONMENTAL WELL-BEING
1445	MANAWATUWANGANUI REGIONAL COUNCIL	HEALTHY ECOSYSTEMS	UNDERTAKING BIOSECURITY MEASURES THAT PROTECT INDIGENOUS ECOSYSTEMS AND THE REGIONAL ECONOMY FROM PESTS AND DISEASE	PEST CONTROL	ENVIRONMENTAL WELL-BEING
1446	MANAWATUWANGANUI REGIONAL COUNCIL	HEALTHY ECOSYSTEMS	PROTECTING HEALTHY AND RESILIENT FRESHWATER AND COASTAL ECOSYSTEMS THAT SUPPORT MAHINGA KAI	RIVER, LAKES, COASTAL AND GROUNDWATER	ENVIRONMENTAL WELL-BEING
1447	MANAWATUWANGANUI REGIONAL COUNCIL	HEALTHY ECOSYSTEMS	MAINTAINING RESOURCE MANAGEMENT PROCESSES THAT TAKE FULL ACCOUNT OF IMPACTS ON ECOSYSTEMS, AND MONITOR THESE EFFECTS	ENVIRONMENT/ENVIRONMENTAL ATTITUDES	ENVIRONMENTAL WELL-BEING
1448	MANAWATUWANGANUI REGIONAL COUNCIL	HUMAN WELL-BEING	MAINTAINING GOOD AIR QUALITY THROUGHOUT THE REGION	AIR QUALITY	ENVIRONMENTAL WELL-BEING
1449	MANAWATUWANGANUI REGIONAL COUNCIL	HUMAN WELL-BEING	MANAGING THE IMPACTS ON FRESH WATER TO ENSURE THE REGION'S WATERWAYS REMAIN HEALTHY OR, WHERE DEGRADED, THEIR HEALTH IS RESTORED TO THE GREATEST EXTENT POSSIBLE WHILE MAINTAINING THE WELL-BEING OF THE LOCAL COMMUNITY AND ECONOMY	RIVER, LAKES, COASTAL AND GROUNDWATER	ENVIRONMENTAL WELL-BEING
1450	MANAWATUWANGANUI REGIONAL COUNCIL	HUMAN WELL-BEING	PROTECTING THE REGION'S HISTORIC HERITAGE, NATURAL CHARACTER, AND OUTSTANDING NATURAL FEATURES AND LANDSCAPES -- PARTICULARLY IN THE COASTAL MARINE ENVIRONMENT	HERITAGE/HISTORIC	ENVIRONMENTAL WELL-BEING
1451	MANAWATUWANGANUI REGIONAL COUNCIL	HUMAN WELL-BEING	ENSURING THAT LAND IS USED IN A WAY THAT OPTIMISES RATHER THAN DIMINISHES ITS QUALITIES MINIMISES IMPACTS ON OTHER PARTS OF THE ENVIRONMENT (E.G. FRESH WATER) AND IS SUSTAINABLE INTO THE FUTURE	LAND UTILISATION	ENVIRONMENTAL WELL-BEING
1452	MANAWATUWANGANUI REGIONAL COUNCIL	HUMAN WELL-BEING	ENSURING THERE ARE A RANGE OF RECREATIONAL OPPORTUNITIES ACCESSIBLE TO THE WHOLE COMMUNITY, BOTH IN URBAN AND RURAL AREAS	RECREATIONAL FACILITIES	SOCIAL WELL-BEING
1453	MANAWATUWANGANUI REGIONAL COUNCIL	CONNECTED COMMUNITIES	SUPPORTING THE DEVELOPMENT OF A STRATEGIC, MULTI-MODAL, RESILIENT AND EFFICIENT TRANSPORT SYSTEM ACROSS THE REGION, BETTER INTEGRATED WITH LAND-USE PLANNING	TRANSPORT	ECONOMIC WELL-BEING
1454	MANAWATUWANGANUI REGIONAL COUNCIL	CONNECTED COMMUNITIES	SUPPORTING THE REGIONS TRANSITION TO TRANSPORTATION SOLUTIONS THAT ARE LESS DEPENDENT ON FOSSIL FUELS	ENERGY USAGE	ENVIRONMENTAL WELL-BEING
1455	MANAWATUWANGANUI REGIONAL COUNCIL	CONNECTED COMMUNITIES	SUPPORTING CONNECTEDNESS BETWEEN AND WITHIN COMMUNITIES THROUGH THE PROVISION OF PUBLIC TRANSPORT SERVICES, WALKWAYS AND CYCLEWAYS	FOOTPATH/WALKING/CYCLING	ECONOMIC WELL-BEING

Appendix A: List of Community Well-beings Outcomes and Measures by Councils

S.NO.	COUNCIL	OUTCOME	MEASURES	MEASURES BROAD GROUP	WELL-BEINGS
1456	MANAWATUWANGANUI REGIONAL COUNCIL	CONNECTED COMMUNITIES	WORKING TOWARDS SAFER ROADS THROUGH IMPROVED ROADING INFRASTRUCTURE AND ROAD SAFETY EDUCATION AND INITIATIVES (IN PARTNERSHIP WITH NEW ZEALAND TRANSPORT AGENCY)	ROADING	ECONOMIC WELL-BEING
1457	MANAWATUWANGANUI REGIONAL COUNCIL	A ROBUST ECONOMY	SUPPORTING THE DEVELOPMENT OF A REGIONAL ECONOMY THAT IS DIVERSIFIED ENVIRONMENTALLY SUSTAINABLE, AND ANTICIPATES THE CHALLENGES OF CLIMATE CHANGE, NEW TECHNOLOGIES AND SHIFTS IN THE NATIONAL AND GLOBAL ECONOMIES	ENVIRONMENT/ENVIRONMENTAL ATTITUDES	ENVIRONMENTAL WELL-BEING
1458	MANAWATUWANGANUI REGIONAL COUNCIL	A ROBUST ECONOMY	ENCOURAGING AND SUPPORTING INNOVATION AND CREATIVITY IN THE REGION'S BUSINESS AND INDUSTRY SECTORS, FOR INSTANCE BY MINIMISING THE BURDEN OF REGULATORY PROCESSES ON BUSINESSES AND INDIVIDUALS	BUSINESS CONFIDENCE	ECONOMIC WELL-BEING
1459	MANAWATUWANGANUI REGIONAL COUNCIL	A ROBUST ECONOMY	UNDERTAKING BIOSECURITY MEASURES THAT PROTECT PRIMARY INDUSTRY FROM PESTS AND DISEASE	PEST CONTROL	ENVIRONMENTAL WELL-BEING
1460	MANAWATUWANGANUI REGIONAL COUNCIL	CONFIDENCE IN DECISIONMAKING	ENSURING THAT THE ISSUES THE REGION FACES ARE WELL UNDERSTOOD BY THE COMMUNITY	DECISION MAKING/CONSULTATION	SOCIAL WELL-BEING
1461	MANAWATUWANGANUI REGIONAL COUNCIL	CONFIDENCE IN DECISIONMAKING	ENSURING THAT DECISION-MAKING PROCESSES ARE TRANSPARENT AND THERE ARE SUFFICIENT OPPORTUNITIES FOR THE COMMUNITY TO PARTICIPATE MEANINGFULLY IN THESE PROCESSES	DECISION MAKING/CONSULTATION	SOCIAL WELL-BEING
1462	MANAWATUWANGANUI REGIONAL COUNCIL	CONFIDENCE IN DECISIONMAKING	OPTIMISING OPPORTUNITIES TO PARTNER WITH OR OTHERWISE SUPPORT, COMMUNITY GROUPS AND OTHER STAKEHOLDERS TO ACHIEVE SHARED OUTCOMES	DECISION MAKING/CONSULTATION	SOCIAL WELL-BEING
1463	MARLBOROUGH DISTRICT COUNCIL	ENVIRONMENTAL SUSTAINABILITY	AIR QUALITY: THE KEY INDICATOR FOR AIR QUALITY IS PARTICULATE MATTER (PM10)	AIR QUALITY	ENVIRONMENTAL WELL-BEING
1464	MARLBOROUGH DISTRICT COUNCIL	ENVIRONMENTAL SUSTAINABILITY	COASTAL WATER QUALITY COASTAL WATER QUALITY MONITORING SHELL FISH SAMPLING COMPLIANCE	RIVER, LAKES, COASTAL AND GROUNDWATER	ENVIRONMENTAL WELL-BEING
1465	MARLBOROUGH DISTRICT COUNCIL	ENVIRONMENTAL SUSTAINABILITY	COASTAL WATER QUALITYNUMBER OF DISCHARGES TO COASTAL MARINE WATERS	RIVER, LAKES, COASTAL AND GROUNDWATER	ENVIRONMENTAL WELL-BEING
1466	MARLBOROUGH DISTRICT COUNCIL	ENVIRONMENTAL SUSTAINABILITY	FRESH WATER QUALITY MONITORING OF SURFACE WATER QUALITY	RIVER, LAKES, COASTAL AND GROUNDWATER	ENVIRONMENTAL WELL-BEING
1467	MARLBOROUGH DISTRICT COUNCIL	ENVIRONMENTAL SUSTAINABILITY	FRESH WATER QUALITY MONITORING OF FRESHWATER BATHING QUALITY	RIVER, LAKES, COASTAL AND GROUNDWATER	ENVIRONMENTAL WELL-BEING
1468	MARLBOROUGH DISTRICT COUNCIL	ENVIRONMENTAL SUSTAINABILITY	FRESH WATER QUALITY DAIRY CROSSING SURVEYS	RIVER, LAKES, COASTAL AND GROUNDWATER	ENVIRONMENTAL WELL-BEING
1469	MARLBOROUGH DISTRICT COUNCIL	ENVIRONMENTAL SUSTAINABILITY	FRESH WATER QUALITY GROUNDWATER QUALITY	RIVER, LAKES, COASTAL AND GROUNDWATER	ENVIRONMENTAL WELL-BEING
1470	MARLBOROUGH DISTRICT COUNCIL	ENVIRONMENTAL SUSTAINABILITY	MONITORING SURFACE WATER AND AQUIFER LEVELS	RIVER, LAKES, COASTAL AND GROUNDWATER	ENVIRONMENTAL WELL-BEING
1471	MARLBOROUGH DISTRICT COUNCIL	ENVIRONMENTAL SUSTAINABILITY	LAND MONITORING SOIL QUALITY MONITORING	SOIL QUALITY	ENVIRONMENTAL WELL-BEING
1472	MARLBOROUGH DISTRICT COUNCIL	ENVIRONMENTAL SUSTAINABILITY	POLLUTION ISSUES IN LAST MONTHS QUALITY OF LIFE	POLLUTION	ENVIRONMENTAL WELL-BEING
1473	MARLBOROUGH DISTRICT COUNCIL	PROSPERITY	HOUSEHOLD DEPRIVATION STATE OF THE COMMUNITY	DEPRIVATION INDEX	SOCIAL WELL-BEING
1474	MARLBOROUGH DISTRICT COUNCIL	PROSPERITY	INCOME, EMPLOYMENT AND ECONOMY -- STATE OF THE COMMUNITY	INCOME	ECONOMIC WELL-BEING

Appendix A: List of Community Well-beings Outcomes and Measures by Councils

S.NO.	COUNCIL	OUTCOME	MEASURES	MEASURES BROAD GROUP	WELL-BEINGS
1475	MARLBOROUGH DISTRICT COUNCIL	PROSPERITY	SOCIAL INDICATORS STATE OF THE COMMUNITY	SOCIAL CONNECTION	SOCIAL WELL-BEING
1476	MARLBOROUGH DISTRICT COUNCIL	PROSPERITY	EXTENT TO WHICH INCOME MEETS EVERY DAY NEEDS QUALITY OF LIFE	INCOME	ECONOMIC WELL-BEING
1477	MARLBOROUGH DISTRICT COUNCIL	KNOWLEDGE AND LEARNING	LEVELS OF QUALIFICATION STATE OF THE COMMUNITY	COMMUNITY DEVELOPMENT	SOCIAL WELL-BEING
1478	MARLBOROUGH DISTRICT COUNCIL	KNOWLEDGE AND LEARNING	RATIO OF STUDENTS TO TEACHING STAFF -- STATE OF THE COMMUNITY	QUALIFICATION/SCHOOL	SOCIAL WELL-BEING
1479	MARLBOROUGH DISTRICT COUNCIL	KNOWLEDGE AND LEARNING	PRESCHOOL EDUCATION -- STATE OF THE COMMUNITY	QUALIFICATION/SCHOOL	SOCIAL WELL-BEING
1480	MARLBOROUGH DISTRICT COUNCIL	ENTERPRISE AND ENDEAVOUR	NEW BUSINESS STATE OF THE COMMUNITY	NUMBER OF BUSINESSES	ECONOMIC WELL-BEING
1481	MARLBOROUGH DISTRICT COUNCIL	ENTERPRISE AND ENDEAVOUR	MARLBOROUGH COMMUNITY STATEMENTS - QUALITY OF LIFE	QUALITY OF LIFE	SOCIAL WELL-BEING
1482	MARLBOROUGH DISTRICT COUNCIL	FULL PARTICIPATION	COMMUNITY - QUALITY OF LIFE	QUALITY OF LIFE	SOCIAL WELL-BEING
1483	MARLBOROUGH DISTRICT COUNCIL	FULL PARTICIPATION	SOCIAL NETWORKS AND NEIGHBOURHOOD GROUPS - QUALITY OF LIFE	SOCIAL CONNECTION	SOCIAL WELL-BEING
1484	MARLBOROUGH DISTRICT COUNCIL	FULL PARTICIPATION	CULTURAL DIVERSITY - QUALITY OF LIFE	ARTS/CULTURE/MUSEUM/EVENTS	CULTURAL WELL-BEING
1485	MARLBOROUGH DISTRICT COUNCIL	FULL PARTICIPATION	SOCIAL CONNECTEDNESS - STATE OF THE COMMUNITY	SOCIAL CONNECTION	SOCIAL WELL-BEING
1486	MARLBOROUGH DISTRICT COUNCIL	POSITIVE AGING	MARLBOROUGH COMMUNITY STATEMENTS - QUALITY OF LIFE	QUALITY OF LIFE	SOCIAL WELL-BEING
1487	MARLBOROUGH DISTRICT COUNCIL	POSITIVE YOUTH	MARLBOROUGH COMMUNITY STATEMENTS - QUALITY OF LIFE	QUALITY OF LIFE	SOCIAL WELL-BEING
1488	MARLBOROUGH DISTRICT COUNCIL	SAFETY AND SECURITY	CRIME AND SAFETY -- QUALITY OF LIFE	CRIME/SAFETY	SOCIAL WELL-BEING
1489	MARLBOROUGH DISTRICT COUNCIL	SAFETY AND SECURITY	SAFETY AND SECURITY -- STATE OF THE COMMUNITY	CRIME/SAFETY	SOCIAL WELL-BEING
1490	MARLBOROUGH DISTRICT COUNCIL	ENERGY EFFICIENCY	PETROL AND DIESEL SALES STATE OF THE COMMUNITY	ENERGY USAGE	ENVIRONMENTAL WELL-BEING
1491	MARLBOROUGH DISTRICT COUNCIL	ENERGY EFFICIENCY	ELECTRICITY USAGE STATE OF THE COMMUNITY	ENERGY USAGE	ENVIRONMENTAL WELL-BEING
1492	MARLBOROUGH DISTRICT COUNCIL	AFFORDABLE HOUSING	HOUSING STATE OF THE COMMUNITY	HOUSE AFFORDABILITY	ECONOMIC WELL-BEING
1493	MARLBOROUGH DISTRICT COUNCIL	HEALTH CHOICES	LIFE EXPECTANCY - STATE OF THE COMMUNITY	LIFE EXPECTANCY	DEMOGRAPHICS
1494	MARLBOROUGH DISTRICT COUNCIL	HEALTH CHOICES	INFANT MORTALITY - STATE OF THE COMMUNITY	CHILD SAFETY & DEVELOPMENT	SOCIAL WELL-BEING
1495	MARLBOROUGH DISTRICT COUNCIL	HEALTH CHOICES	OF CHILDREN OVER WEIGHT OR OBESE - STATE OF THE COMMUNITY	CHILD SAFETY & DEVELOPMENT	SOCIAL WELL-BEING
1496	MARLBOROUGH DISTRICT COUNCIL	HEALTH CHOICES	UTILISATION OF PRIMARY HEALTH CARE - STATE OF THE COMMUNITY	HEALTH/HEALTH SERVICES	SOCIAL WELL-BEING
1497	MARLBOROUGH DISTRICT COUNCIL	HEALTH CHOICES	GENERAL HEALTH RATINGS - QUALITY OF LIFE	HEALTH/HEALTH SERVICES	SOCIAL WELL-BEING
1498	MARLBOROUGH DISTRICT COUNCIL	HEALTH CHOICES	WANTED TO VISIT A GP BUT DID NOT - QUALITY OF LIFE	HEALTH/HEALTH SERVICES	SOCIAL WELL-BEING

Appendix A: List of Community Well-beings Outcomes and Measures by Councils

S.NO.	COUNCIL	OUTCOME	MEASURES	MEASURES BROAD GROUP	WELL-BEINGS
1499	MARLBOROUGH DISTRICT COUNCIL	ESSENTIAL SERVICES	ACCESS TO SHOPPING MALLS AND SUPERMARKETS - QUALITY OF LIFE	COMMUNITY DEVELOPMENT	SOCIAL WELL-BEING
1500	MARLBOROUGH DISTRICT COUNCIL	ESSENTIAL SERVICES	ACCESS TO BANK OR CASH MACHINE QUALITY OF LIFE	ECONOMIC ACTIVITY	ECONOMIC WELL-BEING
1501	MARLBOROUGH DISTRICT COUNCIL	ESSENTIAL SERVICES	ACCESS TO LOCAL PARK OR GREEN SPACE - QUALITY OF LIFE	PARKS/RESERVES/OPEN SPACES	ENVIRONMENTAL WELL-BEING
1502	MARLBOROUGH DISTRICT COUNCIL	ESSENTIAL SERVICES	ACCESS TO A PUBLIC TRANSPORT FACILITY - QUALITY OF LIFE	TRANSPORT	ECONOMIC WELL-BEING
1503	MARLBOROUGH DISTRICT COUNCIL	ESSENTIAL SERVICES	ACCESS TO EDUCATION PROVIDER - QUALITY OF LIFE	QUALIFICATION/SCHOOL	SOCIAL WELL-BEING
1504	MARLBOROUGH DISTRICT COUNCIL	HERITAGE	MARLBOROUGH COMMUNITY STATEMENTS - QUALITY OF LIFE	QUALITY OF LIFE	SOCIAL WELL-BEING
1505	MARLBOROUGH DISTRICT COUNCIL	FUN AND RECREATION	HAPPINESS LIVING IN MARLBOROUGH - QUALITY OF LIFE	QUALITY OF LIFE	SOCIAL WELL-BEING
1506	MARLBOROUGH DISTRICT COUNCIL	FUN AND RECREATION	WORK LIFE BALANCE - QUALITY OF LIFE	WORK LIFE BALANCE	SOCIAL WELL-BEING
1507	MARLBOROUGH DISTRICT COUNCIL	FUN AND RECREATION	FREE TIME - QUALITY OF LIFE	QUALITY OF LIFE	SOCIAL WELL-BEING
1508	MARLBOROUGH DISTRICT COUNCIL	FUN AND RECREATION	MEMBERSHIP OF SOCIAL NETWORKS OR GROUPS - QUALITY OF LIFE	SOCIAL CONNECTION	SOCIAL WELL-BEING
1509	MARLBOROUGH DISTRICT COUNCIL	PHYSICAL ACTIVITY	SOCIAL INDICATORS STATE OF THE COMMUNITY	SOCIAL CONNECTION	SOCIAL WELL-BEING
1510	MARLBOROUGH DISTRICT COUNCIL	PHYSICAL ACTIVITY	MEMBERSHIP OF SOCIAL NETWORKS OR GROUPS - QUALITY OF LIFE	SOCIAL CONNECTION	SOCIAL WELL-BEING
1511	MARLBOROUGH DISTRICT COUNCIL	CREATIVITY	CREATIVE INDUSTRIES STATE OF THE COMMUNITY	COMMUNITY DEVELOPMENT	SOCIAL WELL-BEING
1512	MARLBOROUGH DISTRICT COUNCIL	CREATIVITY	MARLBOROUGH COMMUNITY STATEMENTS - QUALITY OF LIFE	QUALITY OF LIFE	SOCIAL WELL-BEING
1513	MASTERTON DISTRICT COUNCIL	SUSTAINABLE USE OF ENVIRONMENT	HECTARES OF PARK PER 1000 RESIDENTS	PARKS/RESERVES/OPEN SPACES	ENVIRONMENTAL WELL-BEING
1514	MASTERTON DISTRICT COUNCIL	SUSTAINABLE USE OF ENVIRONMENT	NUMBER OF IDENTIFIED PEST PLANT (AS IDENTIFIED IN GREATER WELLINGTON REGIONAL COUNCIL PEST PLANT STRATEGY) SITES AND PERCENTAGE OF SITES NOTED AS CLEAR OF IDENTIFIED PEST PESTS	PEST CONTROL	ENVIRONMENTAL WELL-BEING
1515	MASTERTON DISTRICT COUNCIL	SUSTAINABLE USE OF ENVIRONMENT	PEST ANIMAL ERADICATION - GREATER WELLINGTON REGIONAL COUNCIL WILL ADVISE	PEST CONTROL	ENVIRONMENTAL WELL-BEING
1516	MASTERTON DISTRICT COUNCIL	SUSTAINABLE USE OF ENVIRONMENT	COMPLIANCE WITH NEW ZEALAND DRINKING WATER STANDARDS AND RATING	DRINKING WATER	ENVIRONMENTAL WELL-BEING
1517	MASTERTON DISTRICT COUNCIL	SUSTAINABLE USE OF ENVIRONMENT	INTERIM RECREATIONAL GRADES FOR SITES MONITORED IN THE MASTERTON DISTRICT	RECREATIONAL FACILITIES	SOCIAL WELL-BEING
1518	MASTERTON DISTRICT COUNCIL	SUSTAINABLE USE OF ENVIRONMENT	CONCENTRATIONS OF AIRBORNE CHEMICALS AND PARTICULATES AGAINST AIR QUALITY STANDARDS	AIR QUALITY	ENVIRONMENTAL WELL-BEING
1519	MASTERTON DISTRICT COUNCIL	SUSTAINABLE USE OF ENVIRONMENT	PROPORTION OF WASTE THAT IS RECYCLED	RECYCLING/GREEN WASTE	ENVIRONMENTAL WELL-BEING
1520	MASTERTON DISTRICT COUNCIL	SUSTAINABLE USE OF ENVIRONMENT	PROPORTION OF PEOPLE WHO REPORT BEING VERY/FAIRLY SATISFIED WITH ACTION TO PRESERVE THE ENVIRONMENT	ENVIRONMENT/ENVIRONMENTAL ATTITUDES	ENVIRONMENTAL WELL-BEING
1521	MASTERTON DISTRICT COUNCIL	EDUCATED AND KNOWLEDGEABLE PEOPLE	PROPORTION OF ADULTS AGED + WITH EDUCATIONAL ACHIEVEMENT TO AT LEAST UPPER SECONDARY AND TERTIARY LEVEL	TERTIARY QUALIFICATION	SOCIAL WELL-BEING

Appendix A: List of Community Well-beings Outcomes and Measures by Councils

S.NO.	COUNCIL	OUTCOME	MEASURES	MEASURES BROAD GROUP	WELL-BEINGS
1522	MASTERTON DISTRICT COUNCIL	EDUCATED AND KNOWLEDGEABLE PEOPLE	NUMBER OF AND YEAR OLDS PARTICIPATING IN EARLY CHILDHOOD EDUCATION	EARLY CHILDHOOD EDUCATION	SOCIAL WELL-BEING
1523	MASTERTON DISTRICT COUNCIL	EDUCATED AND KNOWLEDGEABLE PEOPLE	PROPORTION OF SCHOOL LEAVERS LEAVING SCHOOL WITH IDENTIFIED LEVELS OF QUALIFICATION	QUALIFICATION/SCHOOL	SOCIAL WELL-BEING
1524	MASTERTON DISTRICT COUNCIL	EDUCATED AND KNOWLEDGEABLE PEOPLE	PERCENTAGE OF ENROLLED ELECTORS VOTING AT LAST LOCAL GOVERNMENT ELECTION	ELECTIONS/VOTER TURNOUT	SOCIAL WELL-BEING
1525	MASTERTON DISTRICT COUNCIL	EDUCATED AND KNOWLEDGEABLE PEOPLE	PROPORTION OF THE POPULATION WITH INTERNET ACCESS	PHONE/MOBILE/INTERNET	ECONOMIC WELL-BEING
1526	MASTERTON DISTRICT COUNCIL	EQUITABLE SOCIETY	PROPORTION OF PEOPLE WHO CAN SPEAK + LANGUAGES	POPULATION/ETHNICITY/DEMOGRAPHICS	DEMOGRAPHICS
1527	MASTERTON DISTRICT COUNCIL	EQUITABLE SOCIETY	PROPORTION OF MĀORI SPEAKERS IN THE MĀORI POPULATION	POPULATION/ETHNICITY/DEMOGRAPHICS	DEMOGRAPHICS
1528	MASTERTON DISTRICT COUNCIL	EQUITABLE SOCIETY	NEW ZEALAND DEPRIVATION INDEX	DEPRIVATION INDEX	SOCIAL WELL-BEING
1529	MASTERTON DISTRICT COUNCIL	VIBRANT, STRONG AND HEALTHY COMMUNITIES	LIFE EXPECTANCY AT BIRTH	LIFE EXPECTANCY	DEMOGRAPHICS
1530	MASTERTON DISTRICT COUNCIL	VIBRANT, STRONG AND HEALTHY COMMUNITIES	PROPORTION OF THE POPULATION WHO REPORT REGULARLY PARTICIPATING IN PHYSICAL ACTIVITY	PHYSICAL ACTIVITY	SOCIAL WELL-BEING
1531	MASTERTON DISTRICT COUNCIL	VIBRANT, STRONG AND HEALTHY COMMUNITIES	PROPORTION OF PEOPLE WHO REPORTED FEELING SAFE IN THE COMMUNITY	CRIME/SAFETY	SOCIAL WELL-BEING
1532	MASTERTON DISTRICT COUNCIL	VIBRANT, STRONG AND HEALTHY COMMUNITIES	PERCENTAGE OF ENROLLED ELECTORS VOTING AT THE LAST LOCAL GOVERNMENT ELECTION	ELECTIONS/VOTER TURNOUT	SOCIAL WELL-BEING
1533	MASTERTON DISTRICT COUNCIL	VIBRANT, STRONG AND HEALTHY COMMUNITIES	PROPORTION OF THE POPULATION WITH TELEPHONE AND/OR INTERNET ACCESS	PHONE/MOBILE/INTERNET	ECONOMIC WELL-BEING
1534	MASTERTON DISTRICT COUNCIL	VIBRANT, STRONG AND HEALTHY COMMUNITIES	PROPORTION OF HOUSEHOLDS WITH ACCESS TO A MOTOR VEHICLE	POPULATION/ETHNICITY/DEMOGRAPHICS	DEMOGRAPHICS
1535	MASTERTON DISTRICT COUNCIL	VIBRANT, STRONG AND HEALTHY COMMUNITIES	PROPORTION OF PEOPLE WHO REPORTED PERCEIVING MASTERTON AS BEING A BETTER PLACE TO LIVE THAN IT WAS THREE YEARS AGO	COMMUNITY DEVELOPMENT	SOCIAL WELL-BEING
1536	MASTERTON DISTRICT COUNCIL	SAFE AND EFFICIENT TRANSPORT	INJURY RATES FROM MOTOR VEHICLE ACCIDENTS	ROAD ACCIDENTS/INJURIES	ECONOMIC WELL-BEING
1537	MASTERTON DISTRICT COUNCIL	SAFE AND EFFICIENT TRANSPORT	ROAD CASUALTY RATES	ROAD ACCIDENTS/INJURIES	ECONOMIC WELL-BEING
1538	MASTERTON DISTRICT COUNCIL	SAFE AND EFFICIENT TRANSPORT	PROPORTION OF PEOPLE WHO REPORTED BEING "VERY/FAIRLY SATISFIED" WITH THE ROADS, STREETS AND FOOTPATHS IN OUR DISTRICT	FOOTPATH/WALKING/CYCLING	ECONOMIC WELL-BEING
1539	MASTERTON DISTRICT COUNCIL	SAFE AND EFFICIENT TRANSPORT	METLINK WAIRARAPA BUS AND TRAIN TIMETABLE	TRANSPORT	ECONOMIC WELL-BEING
1540	MASTERTON DISTRICT COUNCIL	SAFE AND EFFICIENT TRANSPORT	CONCENTRATIONS OF AIRBORNE CHEMICALS AND PARTICULATES AGAINST AIR QUALITY STANDARDS	AIR QUALITY	ENVIRONMENTAL WELL-BEING
1541	MASTERTON DISTRICT COUNCIL	BUOYANT LOCAL ECONOMY	AVERAGE NUMBER OF GUEST NIGHTS PURCHASED	TOURISM	ECONOMIC WELL-BEING
1542	MASTERTON DISTRICT COUNCIL	BUOYANT LOCAL ECONOMY	NUMBER AND VALUE OF BUILDING CONSENTS	PLANNING/BUILDING CONSENTS	ECONOMIC WELL-BEING
1543	MASTERTON DISTRICT COUNCIL	BUOYANT LOCAL ECONOMY	MEDIAN HOUSEHOLD INCOME	INCOME	ECONOMIC WELL-BEING
1544	MASTERTON DISTRICT COUNCIL	BUOYANT LOCAL ECONOMY	UNEMPLOYMENT RATE	UNEMPLOYMENT	ECONOMIC WELL-BEING

Appendix A: List of Community Well-beings Outcomes and Measures by Councils

S.NO.	COUNCIL	OUTCOME	MEASURES	MEASURES BROAD GROUP	WELL-BEINGS
1545	MASTERTON DISTRICT COUNCIL	BUOYANT LOCAL ECONOMY	NUMBER OF UNEMPLOYMENT BENEFITS PER 1000 POPULATION	UNEMPLOYMENT	ECONOMIC WELL-BEING
1546	MASTERTON DISTRICT COUNCIL	BUOYANT LOCAL ECONOMY	NUMBER OF FULL TIME EQUIVALENTS BY SECTOR	LEVEL OF EMPLOYMENT AND BUSINESSES	ECONOMIC WELL-BEING
1547	MASTERTON DISTRICT COUNCIL	BUOYANT LOCAL ECONOMY	PROPORTION OF PEOPLE EMPLOYED IN EACH SECTOR	LEVEL OF EMPLOYMENT AND BUSINESSES	ECONOMIC WELL-BEING
1548	MASTERTON DISTRICT COUNCIL	BUOYANT LOCAL ECONOMY	APPROXIMATE VALUE-ADDED GDP COMPARED TO NATIONAL AVERAGE	GROSS DOMESTIC PRODUCT (GDP)	ECONOMIC WELL-BEING
1549	MASTERTON DISTRICT COUNCIL	GROW MASTERTON	POPULATION SIZE	POPULATION/ETHNICITY/DEMOGRAPHICS	DEMOGRAPHICS
1550	MASTERTON DISTRICT COUNCIL	GROW MASTERTON	DEMOGRAPHIC PROFILE OF POPULATION BY AGE, GENDER, ETHNICITY AND LOCATION	POPULATION/ETHNICITY/DEMOGRAPHICS	DEMOGRAPHICS
1551	MATAMATAPIAKO DISTRICT COUNCIL	BELONGING TO OUR COMMUNITY	NUMBER OF PUBLIC EVENTS WITHIN THE DISTRICT	ARTS/CULTURE/MUSEUM/EVENTS	CULTURAL WELL-BEING
1552	MATAMATAPIAKO DISTRICT COUNCIL	BELONGING TO OUR COMMUNITY	COMMUNITY PERCEPTION OF ADEQUATE PROMOTION OF EVENTS	ARTS/CULTURE/MUSEUM/EVENTS	CULTURAL WELL-BEING
1553	MATAMATAPIAKO DISTRICT COUNCIL	BELONGING TO OUR COMMUNITY	LEVEL OF PARTICIPATION IN EVENTS AND ACTIVITIES	ARTS/CULTURE/MUSEUM/EVENTS	CULTURAL WELL-BEING
1554	MATAMATAPIAKO DISTRICT COUNCIL	BELONGING TO OUR COMMUNITY	COMMUNITY PERCEPTION OF ADEQUATE SERVICES AND NETWORKS	COMMUNITY DEVELOPMENT	SOCIAL WELL-BEING
1555	MATAMATAPIAKO DISTRICT COUNCIL	BELONGING TO OUR COMMUNITY	NUMBER OF PUBLIC FAMILY EVENTS	ARTS/CULTURE/MUSEUM/EVENTS	CULTURAL WELL-BEING
1556	MATAMATAPIAKO DISTRICT COUNCIL	BELONGING TO OUR COMMUNITY	NUMBER OF BUSINESSES AND EMPLOYEES BY INDUSTRY	LEVEL OF EMPLOYMENT AND BUSINESSES	ECONOMIC WELL-BEING
1557	MATAMATAPIAKO DISTRICT COUNCIL	BELONGING TO OUR COMMUNITY	MEDIAN WEEKLY EARNINGS PER PERSON OR HOUSEHOLD	INCOME	ECONOMIC WELL-BEING
1558	MATAMATAPIAKO DISTRICT COUNCIL	BELONGING TO OUR COMMUNITY	PERCENTAGE OF VOTER TURNOUT AT LOCAL AND GENERAL ELECTIONS	ELECTIONS/VOTER TURNOUT	SOCIAL WELL-BEING
1559	MATAMATAPIAKO DISTRICT COUNCIL	BELONGING TO OUR COMMUNITY	DEGREE OF REPRESENTATION BY YOUNG PEOPLE ON GOVERNANCE AND DECISION-MAKING BODIES	YOUTH	SOCIAL WELL-BEING
1560	MATAMATAPIAKO DISTRICT COUNCIL	BELONGING TO OUR COMMUNITY	FREQUENCY OF TE MANAWHENUA FORUM MEETINGS EACH YEAR HOW MANY TIMES THE FORUM MAKES RECOMMENDATIONS TO COUNCIL	DECISION MAKING/CONSULTATION	SOCIAL WELL-BEING
1561	MATAMATAPIAKO DISTRICT COUNCIL	BELONGING TO OUR COMMUNITY	HOW MANY TIMES THE FORUM MAKES RECOMMENDATIONS TO COUNCIL	DECISION MAKING/CONSULTATION	SOCIAL WELL-BEING
1562	MATAMATAPIAKO DISTRICT COUNCIL	BELONGING TO OUR COMMUNITY	ANNUAL SATISFACTION SURVEY FOR TE MANAWHENUA FORUM MEMBERS (DO FORUM MEMBERS FEEL TANGATA WHENUA WITH MANAWHENUA STATUS ARE RECOGNISED AND INVOLVED IN DECISION-MAKING)	DECISION MAKING/CONSULTATION	SOCIAL WELL-BEING
1563	MATAMATAPIAKO DISTRICT COUNCIL	BELONGING TO OUR COMMUNITY	COMMUNITY PERCEPTION OF THE DISTRICT BEING A GREAT PLACE TO LIVE	COMMUNITY DEVELOPMENT	SOCIAL WELL-BEING
1564	MATAMATAPIAKO DISTRICT COUNCIL	BELONGING TO OUR COMMUNITY	COMMUNITY PERCEPTION OF HAVING A STRONG SENSE OF COMMUNITY RESPONSIBILITY	SOCIAL CONNECTION	SOCIAL WELL-BEING
1565	MATAMATAPIAKO DISTRICT COUNCIL	BELONGING TO OUR COMMUNITY	RESIDENTS SATISFACTION WITH FACILITIES	COUNCIL FACILITIES	SOCIAL WELL-BEING
1566	MATAMATAPIAKO DISTRICT COUNCIL	BELONGING TO OUR COMMUNITY	PARTICIPATION IN SPORT, ACTIVE LEISURE AND ARTS	SPORTS	SOCIAL WELL-BEING
1567	MATAMATAPIAKO DISTRICT COUNCIL	BELONGING TO OUR COMMUNITY	COMMUNITY PERCEPTION AS TO KNOWLEDGE OF RESOURCES, EQUIPMENT AND FACILITIES AVAILABLE	COMMUNITY DEVELOPMENT	SOCIAL WELL-BEING

Appendix A: List of Community Well-beings Outcomes and Measures by Councils

S.NO.	COUNCIL	OUTCOME	MEASURES	MEASURES BROAD GROUP	WELL-BEINGS
1568	MATAMATAPIAKO DISTRICT COUNCIL	BELONGING TO OUR COMMUNITY	NUMBER OF RECREATION AND PUBLIC FAMILY EVENTS IN DISTRICT	RECREATIONAL FACILITIES	SOCIAL WELL-BEING
1569	MATAMATAPIAKO DISTRICT COUNCIL	BELONGING TO OUR COMMUNITY	NUMBER OF MULTI FUNCTIONAL FACILITIES VERSES NUMBER OF SINGLE USE FACILITIES WITHIN THE DISTRICT NUMBER OF SPORTSFIELDS AND NEIGHBOURHOOD RESERVES	PARKS/RESERVES/OPEN SPACES	ENVIRONMENTAL WELL-BEING
1570	MATAMATAPIAKO DISTRICT COUNCIL	BELONGING TO OUR COMMUNITY	NUMBER OF SPORTSFIELDS AND NEIGHBOURHOOD RESERVES	PARKS/RESERVES/OPEN SPACES	ENVIRONMENTAL WELL-BEING
1571	MATAMATAPIAKO DISTRICT COUNCIL	BELONGING TO OUR COMMUNITY	AVAILABILITY OF PUBLIC TRANSPORT TO REGIONAL EVENTS FOR EXAMPLE: WAIKATO STADIUM, MYSTERY CREEK, V8 CAR RACING	TRANSPORT	ECONOMIC WELL-BEING
1572	MATAMATAPIAKO DISTRICT COUNCIL	BELONGING TO OUR COMMUNITY	PERCEPTION OF RESIDENTS AS TO ASSISTANCE PROVIDED BY VOLUNTEERS	VOLUNTEER/UNPAID WORK	SOCIAL WELL-BEING
1573	MATAMATAPIAKO DISTRICT COUNCIL	BELONGING TO OUR COMMUNITY	NUMBER OF VOLUNTEERS VALUED THROUGH AWARDS	VOLUNTEER/UNPAID WORK	SOCIAL WELL-BEING
1574	MATAMATAPIAKO DISTRICT COUNCIL	COMMUNITY SAFETY AND SUPPORT: LOOKING AFTER PEOPLE	NUMBER OF REPORTED CRIMINAL OFFENCES AND RESOLUTION RATES	CRIME/SAFETY	SOCIAL WELL-BEING
1575	MATAMATAPIAKO DISTRICT COUNCIL	COMMUNITY SAFETY AND SUPPORT: LOOKING AFTER PEOPLE	COMMUNITY PERCEPTIONS OF SAFETY	CRIME/SAFETY	SOCIAL WELL-BEING
1576	MATAMATAPIAKO DISTRICT COUNCIL	COMMUNITY SAFETY AND SUPPORT LOOKING AFTER PEOPLE	STUDENT SUSPENSIONS, STAND-DOWNS, EXPULSIONS, TRUANCY AND YOUTH CRIME	YOUTH	SOCIAL WELL-BEING
1577	MATAMATAPIAKO DISTRICT COUNCIL	COMMUNITY SAFETY AND SUPPORT LOOKING AFTER PEOPLE	ROAD TRAFFIC CRASHES AND CASUALTIES FOR YOUNG PEOPLE	ROAD ACCIDENTS/INJURIES	ECONOMIC WELL-BEING
1578	MATAMATAPIAKO DISTRICT COUNCIL	COMMUNITY SAFETY AND SUPPORT LOOKING AFTER PEOPLE	PROJECTS UNDERTAKEN UNDER WORLD HEALTH ORGANISATION, SAFE COMMUNITIES, AND SAFE COMMUNITIES FOUNDATION NZ	HEALTH/HEALTH SERVICES	SOCIAL WELL-BEING
1579	MATAMATAPIAKO DISTRICT COUNCIL	COMMUNITY SAFETY AND SUPPORT LOOKING AFTER PEOPLE	RESIDENTS PERCEPTION OF GROUP OR NETWORK THAT MATTERS MOST TO THEM	COMMUNITY DEVELOPMENT	SOCIAL WELL-BEING
1580	MATAMATAPIAKO DISTRICT COUNCIL	COMMUNITY SAFETY AND SUPPORT LOOKING AFTER PEOPLE	FREQUENCY OF INVOLVEMENT IN COUNCIL DECISION MAKING BY YOUNG PEOPLE	DECISION MAKING/CONSULTATION	SOCIAL WELL-BEING
1581	MATAMATAPIAKO DISTRICT COUNCIL	COMMUNITY SAFETY AND SUPPORT LOOKING AFTER PEOPLE	SATISFACTION OF INVOLVEMENT IN COUNCIL DECISION MAKING BY YOUNG PEOPLE	DECISION MAKING/CONSULTATION	SOCIAL WELL-BEING
1582	MATAMATAPIAKO DISTRICT COUNCIL	COMMUNITY SAFETY AND SUPPORT LOOKING AFTER PEOPLE	PARTICIPATION IN FAMILY/WHANAU ACTIVITIES	SOCIAL CONNECTION	SOCIAL WELL-BEING
1583	MATAMATAPIAKO DISTRICT COUNCIL	COMMUNITY SAFETY AND SUPPORT LOOKING AFTER PEOPLE	RESIDENTS FREQUENCY OF BEING ABLE TO RELY ON PEOPLE AROUND THEM FOR SUPPORT WHEN FEELING STRESSED	SOCIAL CONNECTION	SOCIAL WELL-BEING
1584	MATAMATAPIAKO DISTRICT COUNCIL	COMMUNITY SAFETY AND SUPPORT LOOKING AFTER PEOPLE	PERCEPTIONS OF ACCESS TO ADEQUATE FAMILY SERVICES AND SUPPORT NETWORKS	SOCIAL CONNECTION	SOCIAL WELL-BEING
1585	MATAMATAPIAKO DISTRICT COUNCIL	COMMUNITY SAFETY AND SUPPORT LOOKING AFTER PEOPLE	SATISFACTION WITH WORKPLACE FAMILY POLICIES	BUSINESS CONFIDENCE	ECONOMIC WELL-BEING
1586	MATAMATAPIAKO DISTRICT COUNCIL	COMMUNITY SAFETY AND SUPPORT LOOKING AFTER PEOPLE	CONTACT BETWEEN YOUNG PEOPLE AND THEIR PARENTS	SOCIAL CONNECTION	SOCIAL WELL-BEING
1587	MATAMATAPIAKO DISTRICT COUNCIL	COMMUNITY SAFETY AND SUPPORT LOOKING AFTER PEOPLE	TRUST IN OTHERS	SOCIAL CONNECTION	SOCIAL WELL-BEING
1588	MATAMATAPIAKO DISTRICT COUNCIL	COMMUNITY SAFETY AND SUPPORT LOOKING AFTER PEOPLE	NUMBER OF FAMILY GROUP CONFERENCES OR CHILD YOUTH AND FAMILY CASES FOR CARE AND PROTECTION ISSUES FOR YOUNG PEOPLE	YOUTH	SOCIAL WELL-BEING
1589	MATAMATAPIAKO DISTRICT COUNCIL	COMMUNITY SAFETY AND SUPPORT LOOKING AFTER PEOPLE	PARTICIPATION IN PARENTING PROGRAMMES	HOUSE AFFORDABILITY	ECONOMIC WELL-BEING
1590	MATAMATAPIAKO DISTRICT COUNCIL	COMMUNITY SAFETY AND SUPPORT LOOKING AFTER PEOPLE	PARTICIPATION IN EARLY CHILDHOOD EDUCATION	EARLY CHILDHOOD EDUCATION	SOCIAL WELL-BEING

Appendix A: List of Community Well-beings Outcomes and Measures by Councils

S.NO.	COUNCIL	OUTCOME	MEASURES	MEASURES BROAD GROUP	WELL-BEINGS
1591	MATAMATAPIAKO DISTRICT COUNCIL	ECONOMIC DEVELOPMENT: PROSPERITY	NUMBER OF BUSINESSES AND EMPLOYEES BY INDUSTRY	LEVEL OF EMPLOYMENT AND BUSINESSES	ECONOMIC WELL-BEING
1592	MATAMATAPIAKO DISTRICT COUNCIL	ECONOMIC DEVELOPMENT PROSPERITY	DISTRICT ECONOMIC ACTIVITY	ECONOMIC ACTIVITY	ECONOMIC WELL-BEING
1593	MATAMATAPIAKO DISTRICT COUNCIL	ECONOMIC DEVELOPMENT: PROSPERITY	LABOUR SHORTAGES WITHIN THE DISTRICT	LEVEL OF EMPLOYMENT AND BUSINESSES	ECONOMIC WELL-BEING
1594	MATAMATAPIAKO DISTRICT COUNCIL	ECONOMIC DEVELOPMENT PROSPERITY	GROSS DOMESTIC PRODUCT CONTRIBUTED BY PRIMARY INDUSTRIES (FARMING, HORTICULTURE, ETC)	GROSS DOMESTIC PRODUCT (GDP)	ECONOMIC WELL-BEING
1595	MATAMATAPIAKO DISTRICT COUNCIL	ECONOMIC DEVELOPMENT PROSPERITY	COMMUNITY PERCEPTION SURVEY	COMMUNITY DEVELOPMENT	SOCIAL WELL-BEING
1596	MATAMATAPIAKO DISTRICT COUNCIL	ECONOMIC DEVELOPMENT: PROSPERITY	FARMING OPPORTUNITIES WITHIN THE DISTRICT THROUGH CHANGE IN EMPLOYMENT NUMBERS	LEVEL OF EMPLOYMENT AND BUSINESSES	ECONOMIC WELL-BEING
1597	MATAMATAPIAKO DISTRICT COUNCIL	ECONOMIC DEVELOPMENT PROSPERITY	NUMBER OF DAIRY CATTLE PER HECTARE OF LAND (STOCK DENSITY)	AGRICULTURE/DAIRY	ECONOMIC WELL-BEING
1598	MATAMATAPIAKO DISTRICT COUNCIL	ECONOMIC DEVELOPMENT: PROSPERITY	ADULT AND EDUCATIONAL COMMUNITY OPPORTUNITIES FOR UNDER 25 YEAR OLDS	QUALIFICATION/SCHOOL	SOCIAL WELL-BEING
1599	MATAMATAPIAKO DISTRICT COUNCIL	ECONOMIC DEVELOPMENT PROSPERITY	INJURY RATES	ROAD ACCIDENTS/INJURIES	ECONOMIC WELL-BEING
1600	MATAMATAPIAKO DISTRICT COUNCIL	ECONOMIC DEVELOPMENT PROSPERITY	NUMBERS WITHIN WAGE BRACKETS WITHIN DISTRICT	INCOME	ECONOMIC WELL-BEING
1601	MATAMATAPIAKO DISTRICT COUNCIL	ECONOMIC DEVELOPMENT: PROSPERITY	PERCENTAGE OF SCHOOL LEAVERS WITH LITTLE OR NO FORMAL QUALIFICATION	QUALIFICATION/SCHOOL	SOCIAL WELL-BEING
1602	MATAMATAPIAKO DISTRICT COUNCIL	ECONOMIC DEVELOPMENT PROSPERITY	PERCENTAGE OF POPULATION AGED 25-64 WITH SECONDARY OR TERTIARY QUALIFICATIONS	TERTIARY QUALIFICATION	SOCIAL WELL-BEING
1603	MATAMATAPIAKO DISTRICT COUNCIL	ECONOMIC DEVELOPMENT PROSPERITY	YOUTH UNEMPLOYMENT	UNEMPLOYMENT	ECONOMIC WELL-BEING
1604	MATAMATAPIAKO DISTRICT COUNCIL	ECONOMIC DEVELOPMENT PROSPERITY	NUMBER OF MODERN APPRENTICESHIPS	APPRENTICESHIPS FOR YOUNG PEOPLE	ECONOMIC WELL-BEING
1605	MATAMATAPIAKO DISTRICT COUNCIL	ECONOMIC DEVELOPMENT: PROSPERITY	NUMBER OF STUDENTS IN GATEWAY PROGRAMME	QUALIFICATION/SCHOOL	SOCIAL WELL-BEING
1606	MATAMATAPIAKO DISTRICT COUNCIL	ECONOMIC DEVELOPMENT PROSPERITY	VISITOR NUMBERS AND NIGHTS IN COMMERCIAL ACCOMMODATION	TOURISM	ECONOMIC WELL-BEING
1607	MATAMATAPIAKO DISTRICT COUNCIL	ECONOMIC DEVELOPMENT PROSPERITY	COMMUNITY PERCEPTION SURVEY	COMMUNITY DEVELOPMENT	SOCIAL WELL-BEING
1608	MATAMATAPIAKO DISTRICT COUNCIL	ECONOMIC DEVELOPMENT PROSPERITY	AREAS IDENTIFIED FOR PRESERVATION OF CHARACTER AREAS WITHIN DISTRICT PLAN AND NUMBER OF CONSENTS GRANTED TO ALTER CHARACTER	PLANNING/BUILDING CONSENTS	ECONOMIC WELL-BEING
1609	MATAMATAPIAKO DISTRICT COUNCIL	ECONOMIC DEVELOPMENT PROSPERITY	SURVEY OF PROMOTIONAL ACTIVITIES UNDERTAKEN	ARTS/CULTURE/MUSEUM/EVENTS	CULTURAL WELL-BEING
1610	MATAMATAPIAKO DISTRICT COUNCIL	HEALTHY AIR, WATER, LAND: HEALTHY PEOPLE	NUMBER OF COMPLAINTS RECEIVED CONCERNING AMENITY VALUES - ODOUR	COUNCIL OPERATIONS	ECONOMIC WELL-BEING
1611	MATAMATAPIAKO DISTRICT COUNCIL	HEALTHY AIR WATER LAND HEALTHY PEOPLE	NUMBER OF RESOURCE CONSENT CONDITIONS IMPOSED TO CONTROL ODOUR	PLANNING/BUILDING CONSENTS	ECONOMIC WELL-BEING
1612	MATAMATAPIAKO DISTRICT COUNCIL	HEALTHY AIR WATER LAND HEALTHY PEOPLE	GREENHOUSE GAS EMISSIONS	AIR QUALITY	ENVIRONMENTAL WELL-BEING
1613	MATAMATAPIAKO DISTRICT COUNCIL	HEALTHY AIR, WATER, LAND: HEALTHY PEOPLE	TYPE OF HOME HEATING	ENERGY USAGE	ENVIRONMENTAL WELL-BEING
1614	MATAMATAPIAKO DISTRICT COUNCIL	HEALTHY AIR, WATER, LAND: HEALTHY PEOPLE	LIFE EXPECTANCY/HEALTH EXPECTANCY - MAORI/NON-MAORI	LIFE EXPECTANCY	DEMOGRAPHICS

Appendix A: List of Community Well-beings Outcomes and Measures by Councils

S.NO.	COUNCIL	OUTCOME	MEASURES	MEASURES BROAD GROUP	WELL-BEINGS
1615	MATAMATAPIAKO DISTRICT COUNCIL	HEALTHY AIR, WATER, LAND: HEALTHY PEOPLE	EMOTIONAL WELL-BEING (HAPPINESS)	QUALITY OF LIFE	SOCIAL WELL-BEING
1616	MATAMATAPIAKO DISTRICT COUNCIL	HEALTHY AIR, WATER, LAND: HEALTHY PEOPLE	AVOIDABLE MORTALITY (AND CAUSES) MAORI/NON-MAORI	HOSPITALISATIONS	ECONOMIC WELL-BEING
1617	MATAMATAPIAKO DISTRICT COUNCIL	HEALTHY AIR, WATER, LAND: HEALTHY PEOPLE	INFANT MORTALITY RATE	CHILD SAFETY & DEVELOPMENT	SOCIAL WELL-BEING
1618	MATAMATAPIAKO DISTRICT COUNCIL	HEALTHY AIR, WATER, LAND: HEALTHY PEOPLE	RATE OF AVOIDABLE HOSPITALISATIONS FOR DIABETES	HOSPITALISATIONS	ECONOMIC WELL-BEING
1619	MATAMATAPIAKO DISTRICT COUNCIL	HEALTHY AIR, WATER, LAND: HEALTHY PEOPLE	PREVALENCE OF CIGARETTE SMOKING - MAORI/NON-MAORI	HEALTH/HEALTH SERVICES	SOCIAL WELL-BEING
1620	MATAMATAPIAKO DISTRICT COUNCIL	HEALTHY AIR, WATER, LAND: HEALTHY PEOPLE	ABUNDANCE AND DISTRIBUTION OF PLANT AND ANIMAL PESTS	PEST CONTROL	ENVIRONMENTAL WELL-BEING
1621	MATAMATAPIAKO DISTRICT COUNCIL	HEALTHY AIR, WATER, LAND: HEALTHY PEOPLE	LOCATION, AREA AND TYPE OF PEST CONTROL OPERATION	PEST CONTROL	ENVIRONMENTAL WELL-BEING
1622	MATAMATAPIAKO DISTRICT COUNCIL	HEALTHY AIR, WATER, LAND: HEALTHY PEOPLE	QUALITY OF THE DISTRICT WATERWAYS I.E. (TEMP, PH, DO, BOD, TOTAL N, TURBIDITY, FAECAL COLIFORMS, HEAVY METALS)	RIVER, LAKES, COASTAL AND GROUNDWATER	ENVIRONMENTAL WELL-BEING
1623	MATAMATAPIAKO DISTRICT COUNCIL	HEALTHY AIR, WATER, LAND: HEALTHY PEOPLE	PERCENTAGE OF DISTRICT'S WATERWAYS THAT COMPLY WITH BATHING STANDARDGUIDELINES	RIVER, LAKES, COASTAL AND GROUNDWATER	ENVIRONMENTAL WELL-BEING
1624	MATAMATAPIAKO DISTRICT COUNCIL	HEALTHY AIR, WATER, LAND: HEALTHY PEOPLE	NUMBER AND VALUE OF INCENTIVES OFFERED EG RATE RELIEF	COUNCIL OPERATIONS	ECONOMIC WELL-BEING
1625	MATAMATAPIAKO DISTRICT COUNCIL	HEALTHY AIR, WATER, LAND: HEALTHY PEOPLE	NUMBER OF LANDCARE GROUPS IN OPERATION	ENVIRONMENT/ENVIRONMENTAL ATTITUDES	ENVIRONMENTAL WELL-BEING
1626	MATAMATAPIAKO DISTRICT COUNCIL	HEALTHY AIR, WATER, LAND: HEALTHY PEOPLE	PERCENTAGE OF THE COMMUNITY WHICH RECEIVED EDUCATIONAL MATERIAL ABOUT RIPARIAN MANAGEMENT	QUALIFICATION/SCHOOL	SOCIAL WELL-BEING
1627	MATAMATAPIAKO DISTRICT COUNCIL	HEALTHY AIR, WATER, LAND: HEALTHY PEOPLE	TOTAL QUANTITY OF HAZARDOUS WASTE DISPOSED TO LANDFILL AND SEWER	SEWERAGE/WASTEWATER	ENVIRONMENTAL WELL-BEING
1628	MATAMATAPIAKO DISTRICT COUNCIL	HEALTHY AIR, WATER, LAND: HEALTHY PEOPLE	NUMBER OF INCIDENCES AND SPILL INVOLVING HAZARDOUS WASTE	POLLUTION	ENVIRONMENTAL WELL-BEING
1629	MATAMATAPIAKO DISTRICT COUNCIL	HEALTHY AIR, WATER, LAND: HEALTHY PEOPLE	COMPLIANCE OF DISPOSAL FACILITIES WITH RESOURCE CONSENT CONDITIONS	WASTE TO LANDFILL	ENVIRONMENTAL WELL-BEING
1630	MATAMATAPIAKO DISTRICT COUNCIL	HEALTHY AIR, WATER, LAND: HEALTHY PEOPLE	GROUNDWATER QUALITY UPSTREAM AND DOWNSTREAM OF LANDFILL	RIVER, LAKES, COASTAL AND GROUNDWATER	ENVIRONMENTAL WELL-BEING
1631	MATAMATAPIAKO DISTRICT COUNCIL	HEALTHY AIR, WATER, LAND: HEALTHY PEOPLE	NUMBER OF POTENTIALLY CONTAMINATED SITES	ENVIRONMENT/ENVIRONMENTAL ATTITUDES	ENVIRONMENTAL WELL-BEING
1632	MATAMATAPIAKO DISTRICT COUNCIL	HEALTHY AIR, WATER, LAND: HEALTHY PEOPLE	QUANTITY OF HAZARDOUS WASTE SAFELY DISPOSED OF	POLLUTION	ENVIRONMENTAL WELL-BEING
1633	MATAMATAPIAKO DISTRICT COUNCIL	HEALTHY AIR, WATER, LAND: HEALTHY PEOPLE	TOTAL QUANTITY OF WASTE DISPOSED TO LANDFILL FROM RESIDENTIAL AND BUSINESSSOURCES	WASTE TO LANDFILL	ENVIRONMENTAL WELL-BEING
1634	MATAMATAPIAKO DISTRICT COUNCIL	HEALTHY AIR, WATER, LAND: HEALTHY PEOPLE	PEOPLES ENVIRONMENTAL ATTITUDES	ENVIRONMENT/ENVIRONMENTAL ATTITUDES	ENVIRONMENTAL WELL-BEING
1635	MATAMATAPIAKO DISTRICT COUNCIL	HEALTHY AIR, WATER, LAND: HEALTHY PEOPLE	PUBLIC PERCEPTION OF AMENITY AND LANDSCAPE VALUES	ENVIRONMENT/ENVIRONMENTAL ATTITUDES	ENVIRONMENTAL WELL-BEING
1636	MATAMATAPIAKO DISTRICT COUNCIL	HEALTHY AIR, WATER, LAND: HEALTHY PEOPLE	NUMBER OF RESOURCE CONSENT APPLICATIONS TO BREACH DEVELOPMENT STANDARDS (E.G.DAYLIGHT ADMISSION, BULK AND LOCATION REQUIREMENTS)	PLANNING/BUILDING CONSENTS	ECONOMIC WELL-BEING
1637	MATAMATAPIAKO DISTRICT COUNCIL	HEALTHY AIR, WATER, LAND: HEALTHY PEOPLE	AREA OF INDIGENOUS VEGETATION REMOVED EACH YEAR	NATIVE VEGETATION	ENVIRONMENTAL WELL-BEING
1638	MATAMATAPIAKO DISTRICT COUNCIL	HEALTHY AIR, WATER, LAND: HEALTHY PEOPLE	CHANGE IN THE SURFACE AREA OF THE KOPUATAI PEAT DOME	NATURAL FEATURES	ENVIRONMENTAL WELL-BEING

Appendix A: List of Community Well-beings Outcomes and Measures by Councils

S.NO.	COUNCIL	OUTCOME	MEASURES	MEASURES BROAD GROUP	WELL-BEINGS
1639	MATAMATAPIAKO DISTRICT COUNCIL	HEALTHY AIR, WATER, LAND: HEALTHY PEOPLE	NUMBER OF RESOURCE CONSENTS APPLIED FOR/GRANTED FOR EXCAVATION OR ANY OTHER ACTIVITY WITHIN THE KAITIAKI ZONE	PLANNING/BUILDING CONSENTS	ECONOMIC WELL-BEING
1640	MATAMATAPIAKO DISTRICT COUNCIL	HEALTHY AIR, WATER, LAND: HEALTHY PEOPLE	AREA AND DISTRIBUTION OF INDIGENOUS VEGETATION	NATIVE VEGETATION	ENVIRONMENTAL WELL-BEING
1641	MATAMATAPIAKO DISTRICT COUNCIL	HEALTHY AIR, WATER, LAND: HEALTHY PEOPLE	COMMUNITY ATTITUDE/AWARENESS OF NATURAL AREAS	NATURAL FEATURES	ENVIRONMENTAL WELL-BEING
1642	MATAMATAPIAKO DISTRICT COUNCIL	HEALTHY AIR, WATER, LAND: HEALTHY PEOPLE	AREA OF SIGNIFICANT TREES OR INDIGENOUS VEGETATION FENCED TO PREVENT GRAZING	NATIVE VEGETATION	ENVIRONMENTAL WELL-BEING
1643	MATAMATAPIAKO DISTRICT COUNCIL	HEALTHY AIR, WATER, LAND: HEALTHY PEOPLE	AREA AND PERCENTAGE OF NATURAL AREAS (BY TYPE) LEGALLY PROTECTED THROUGH CONSENT CONDITIONS OR OTHER METHODS	NATURAL FEATURES	ENVIRONMENTAL WELL-BEING
1644	MATAMATAPIAKO DISTRICT COUNCIL	HEALTHY AIR, WATER, LAND: HEALTHY PEOPLE	NUMBER OF MEMBERS OF COMMUNITY PARTICIPATING IN LAND CARE GROUPS	COMMUNITY DEVELOPMENT	SOCIAL WELL-BEING
1645	MATAMATAPIAKO DISTRICT COUNCIL	HEALTHY AIR, WATER, LAND: HEALTHY PEOPLE	LOCATION, AREA AND TYPE OF PEST CONTROL OPERATION	PEST CONTROL	ENVIRONMENTAL WELL-BEING
1646	MATAMATAPIAKO DISTRICT COUNCIL	HEALTHY AIR, WATER, LAND: HEALTHY PEOPLE	AREA AND PERCENTAGE OF NATURAL AREAS ECOLOGICALLY SURVEYED	NATURAL FEATURES	ENVIRONMENTAL WELL-BEING
1647	MATAMATAPIAKO DISTRICT COUNCIL	HEALTHY AIR, WATER, LAND: HEALTHY PEOPLE	QUALITY OF THE DISTRICT WATERWAYS I.E. (TEMPERATURE, PH, DO, BOD, TOTAL N, TURBIDITY, FAECAL COLIFORMS, HEAVY METALS)	RIVER, LAKES, COASTAL AND GROUNDWATER	ENVIRONMENTAL WELL-BEING
1648	MATAMATAPIAKO DISTRICT COUNCIL	HEALTHY AIR, WATER, LAND: HEALTHY PEOPLE	NUMBER OF COMPLAINTS RECEIVED PER ANNUM REGARDING POOR WATER QUALITY	RIVER, LAKES, COASTAL AND GROUNDWATER	ENVIRONMENTAL WELL-BEING
1649	MATAMATAPIAKO DISTRICT COUNCIL	HEALTHY AIR, WATER, LAND: HEALTHY PEOPLE	LEVEL OF COMPLIANCE WITH RESOURCE CONSENT CONDITIONS ACHIEVED BYCOUNCIL INFRASTRUCTURE E.G. STORMWATER	RIVER, LAKES, COASTAL AND GROUNDWATER	ENVIRONMENTAL WELL-BEING
1650	MATAMATAPIAKO DISTRICT COUNCIL	HEALTHY AIR, WATER, LAND: HEALTHY PEOPLE	INCIDENCE OF WATER SHORTAGE RESTRICTIONS	RIVER, LAKES, COASTAL AND GROUNDWATER	ENVIRONMENTAL WELL-BEING
1651	MATAMATAPIAKO DISTRICT COUNCIL	HEALTHY AIR, WATER, LAND: HEALTHY PEOPLE	PERCENTAGE INCREASE IN WATER CONSUMPTION	RIVER, LAKES, COASTAL AND GROUNDWATER	ENVIRONMENTAL WELL-BEING
1652	MATAMATAPIAKO DISTRICT COUNCIL	HEALTHY AIR, WATER, LAND: HEALTHY PEOPLE	QUANTITY OF WATER CONSUMED EACH YEAR	RIVER, LAKES, COASTAL AND GROUNDWATER	ENVIRONMENTAL WELL-BEING
1653	MATAMATAPIAKO DISTRICT COUNCIL	HEALTHY AIR, WATER, LAND: HEALTHY PEOPLE	PERCENTAGE OF THE COMMUNITY THAT RECEIVED EDUCATIONAL MATERIAL ABOUT RIPARIAN MANAGEMENT	QUALIFICATION/SCHOOL	SOCIAL WELL-BEING
1654	MATAMATAPIAKO DISTRICT COUNCIL	HEALTHY AIR, WATER, LAND: HEALTHY PEOPLE	DRINKING WATER QUALITY	DRINKING WATER	ENVIRONMENTAL WELL-BEING
1655	MATAMATAPIAKO DISTRICT COUNCIL	HERITAGE: OUR PAST	NUMBER OF RESOURCE CONSENT APPLICATIONS DECLINED TO SUBSTANTIALLY MODIFY SCHEDULED BUILDINGS WITHIN THE TE AROHA CHARACTER AREA	PLANNING/BUILDING CONSENTS	ECONOMIC WELL-BEING
1656	MATAMATAPIAKO DISTRICT COUNCIL	HERITAGE: OUR PAST	NUMBER OF RESOURCE CONSENTS APPLIED FOR/GRANTED TO SUBSTANTIALLY MODIFY LISTED HERITAGE FEATURES	HERITAGE/HISTORIC	CULTURAL WELL-BEING
1657	MATAMATAPIAKO DISTRICT COUNCIL	HERITAGE: OUR PAST	NUMBER, TYPE AND LOCATION OF HERITAGE BUILDINGS OR FEATURES	HERITAGE/HISTORIC	CULTURAL WELL-BEING
1658	MATAMATAPIAKO DISTRICT COUNCIL	HERITAGE: OUR PAST	PUBLIC PERCEPTION OF CONDITION/QUALITY OF TE AROHA CHARACTER AREA	NATURAL FEATURES	ENVIRONMENTAL WELL-BEING
1659	MATAMATAPIAKO DISTRICT COUNCIL	HERITAGE: OUR PAST	NUMBER OF RESOURCE CONSENT APPLICATIONS DECLINED TO SUBSTANTIALLY MODIFY LISTED HERITAGE FEATURES	HERITAGE/HISTORIC	CULTURAL WELL-BEING
1660	MATAMATAPIAKO DISTRICT COUNCIL	HERITAGE: OUR PAST	NUMBER AND TYPE OF CONSENT CONDITIONS IMPOSED TO PROTECT/ENHANCEHERITAGE RESOURCES	HERITAGE/HISTORIC	CULTURAL WELL-BEING

Appendix A: List of Community Well-beings Outcomes and Measures by Councils

S.NO.	COUNCIL	OUTCOME	MEASURES	MEASURES BROAD GROUP	WELL-BEINGS
1661	MATAMATAPIAKO DISTRICT COUNCIL	HERITAGE: OUR PAST	PERCENTAGE OF COMMUNITY THAT RECEIVED EDUCATIONAL/PROMOTIONAL MATERIAL ABOUT HERITAGE RESOURCES	QUALIFICATION/SCHOOL	SOCIAL WELL-BEING
1662	MATAMATAPIAKO DISTRICT COUNCIL	HERITAGE: OUR PAST	COUNCIL EXPENDITURE (\$) ON PROTECTING, ENHANCING AND PROMOTING HERITAGE FEATURES	HERITAGE/HISTORIC	CULTURAL WELL-BEING
1663	MATAMATAPIAKO DISTRICT COUNCIL	HERITAGE: OUR PAST	NUMBER, TYPE AND VALUE OF INCENTIVES OFFERED FOR THE PROTECTION OF HERITAGE RESOURCES	HERITAGE/HISTORIC	CULTURAL WELL-BEING
1664	MATAMATAPIAKO DISTRICT COUNCIL	HERITAGE: OUR PAST	NUMBER OF RESOURCE CONSENTS GRANTED FOR THE CONSTRUCTION OF NEW BUILDINGS WITHIN THE TE AROHA CHARACTER AREA	PLANNING/BUILDING CONSENTS	ECONOMIC WELL-BEING
1665	MATAMATAPIAKO DISTRICT COUNCIL	HERITAGE: OUR PAST	NUMBER OF RESOURCE CONSENT APPLICATIONS DECLINED FOR THE CONSTRUCTION OF NEW BUILDINGS WITHIN THE TE AROHA CHARACTER AREA	PLANNING/BUILDING CONSENTS	ECONOMIC WELL-BEING
1666	MATAMATAPIAKO DISTRICT COUNCIL	HERITAGE: OUR PAST	POPULATION NUMBERS OF INDIGENOUS SPECIES	POPULATION/ETHNICITY/DEMOGRAPHICS	DEMOGRAPHICS
1667	MATAMATAPIAKO DISTRICT COUNCIL	HERITAGE: OUR PAST	AREA OF INDIGENOUS VEGETATION REMOVED PER YEAR	NATIVE VEGETATION	ENVIRONMENTAL WELL-BEING
1668	MATAMATAPIAKO DISTRICT COUNCIL	HERITAGE: OUR PAST	AREA AND DISTRIBUTION OF INDIGENOUS VEGETATION	NATIVE VEGETATION	ENVIRONMENTAL WELL-BEING
1669	MATAMATAPIAKO DISTRICT COUNCIL	HERITAGE: OUR PAST	NUMBER OF RESOURCE CONSENT APPLICATIONS DECLINED INVOLVING SITES THAT CONTAIN OR ADJOIN A CULTURALLY SIGNIFICANT SITE	ARTS/CULTURE/MUSEUM/EVENTS	CULTURAL WELL-BEING
1670	MATAMATAPIAKO DISTRICT COUNCIL	HERITAGE: OUR PAST	NUMBER AND LOCATION OF LISTED/KNOWN OR PROTECTED CULTURALLY SIGNIFICANT SITES	ARTS/CULTURE/MUSEUM/EVENTS	CULTURAL WELL-BEING
1671	MATAMATAPIAKO DISTRICT COUNCIL	HERITAGE: OUR PAST	NUMBER OF RESOURCE CONSENTS APPLIED FOR/GRANTED INVOLVING SITES THAT CONTAIN OR ADJOIN A CULTURALLY SIGNIFICANT SITE	ARTS/CULTURE/MUSEUM/EVENTS	CULTURAL WELL-BEING
1672	MATAMATAPIAKO DISTRICT COUNCIL	HERITAGE: OUR PAST	AREA OF LAND IN MAORI OWNERSHIP OR MANAGEMENT	HERITAGE/HISTORIC	CULTURAL WELL-BEING
1673	MATAMATAPIAKO DISTRICT COUNCIL	HERITAGE: OUR PAST	NUMBER OF CONSULTATIONS WITH IWI	DECISION MAKING/CONSULTATION	SOCIAL WELL-BEING
1674	MATAMATAPIAKO DISTRICT COUNCIL	HERITAGE: OUR PAST	NUMBER OF CONSENT CONDITIONS IMPOSED TO PROTECT IWI INTERESTS	PLANNING/BUILDING CONSENTS	ECONOMIC WELL-BEING
1675	MATAMATAPIAKO DISTRICT COUNCIL	HERITAGE: OUR PAST	PROPORTION OF MAORI SPEAKERS IN THE MAORI POPULATION	POPULATION/ETHNICITY/DEMOGRAPHICS	DEMOGRAPHICS
1676	MATAMATAPIAKO DISTRICT COUNCIL	HERITAGE: OUR PAST	PERCENTAGE OF MAORI SPEAKERS IN TOTAL POPULATION	POPULATION/ETHNICITY/DEMOGRAPHICS	DEMOGRAPHICS
1677	MATAMATAPIAKO DISTRICT COUNCIL	HERITAGE: OUR PAST	NUMBER OF COMPLAINTS RECEIVED FROM IWI	DECISION MAKING/CONSULTATION	SOCIAL WELL-BEING
1678	MATAMATAPIAKO DISTRICT COUNCIL	HERITAGE: OUR PAST	ACCESSIBILITY OF MT TE AROHA	NATURAL FEATURES	ENVIRONMENTAL WELL-BEING
1679	MATAMATAPIAKO DISTRICT COUNCIL	HERITAGE: OUR PAST	NUMBER OF RESOURCE CONSENTS APPLIED FOR/ GRANTED	PLANNING/BUILDING CONSENTS	ECONOMIC WELL-BEING
1680	MATAMATAPIAKO DISTRICT COUNCIL	HERITAGE: OUR PAST	NUMBER OF RESOURCE CONSENTS DECLINED	PLANNING/BUILDING CONSENTS	ECONOMIC WELL-BEING
1681	MATAMATAPIAKO DISTRICT COUNCIL	HERITAGE: OUR PAST	LINKAGES TO DOMAIN	COUNCIL FACILITIES	SOCIAL WELL-BEING
1682	MATAMATAPIAKO DISTRICT COUNCIL	HERITAGE: OUR PAST	UTILISATION AND ENJOYMENT OF TE AROHA DOMAIN BY RESIDENTS AND TOURISTS AND AFFORDABILITY FOR RESIDENTS	HOUSE AFFORDABILITY	ECONOMIC WELL-BEING

Appendix A: List of Community Well-beings Outcomes and Measures by Councils

S.NO.	COUNCIL	OUTCOME	MEASURES	MEASURES BROAD GROUP	WELL-BEINGS
1683	MATAMATAPIAKO DISTRICT COUNCIL	HERITAGE: OUR PAST	AREA OF INDIGENOUS VEGETATION REMOVED PER YEAR	NATIVE VEGETATION	ENVIRONMENTAL WELL-BEING
1684	MATAMATAPIAKO DISTRICT COUNCIL	HERITAGE: OUR PAST	CHANGE IN THE SURFACE AREA OF THE KOPUATAI PEAT DOME	NATURAL FEATURES	ENVIRONMENTAL WELL-BEING
1685	MATAMATAPIAKO DISTRICT COUNCIL	HERITAGE: OUR PAST	NUMBER OF RESOURCE CONSENTS APPLIED FOR/GRANTED FOR EXCAVATION OR ANY OTHER ACTIVITY WITHIN THE KAITIAKI ZONE	PLANNING/BUILDING CONSENTS	ECONOMIC WELL-BEING
1686	MATAMATAPIAKO DISTRICT COUNCIL	HERITAGE: OUR PAST	AREA AND DISTRIBUTION OF INDIGENOUS VEGETATION	NATIVE VEGETATION	ENVIRONMENTAL WELL-BEING
1687	MATAMATAPIAKO DISTRICT COUNCIL	HERITAGE: OUR PAST	COMMUNITY ATTITUDE/AWARENESS OF NATURAL AREAS	NATURAL FEATURES	ENVIRONMENTAL WELL-BEING
1688	MATAMATAPIAKO DISTRICT COUNCIL	HERITAGE: OUR PAST	AREA OF SIGNIFICANT TREES OR INDIGENOUS VEGETATION FENCED TO PREVENTGRAZING	NATIVE VEGETATION	ENVIRONMENTAL WELL-BEING
1689	MATAMATAPIAKO DISTRICT COUNCIL	HERITAGE: OUR PAST	AREA AND PERCENTAGE OF NATURAL AREAS (BY TYPES) LEGALLY PROTECTED THROUGH CONSENT CONDITIONS OR OTHER METHODS	NATURAL FEATURES	ENVIRONMENTAL WELL-BEING
1690	MATAMATAPIAKO DISTRICT COUNCIL	HERITAGE: OUR PAST	NUMBER OF MEMBERS OF COMMUNITY PARTICIPATING IN LAND CARE GROUPS	COMMUNITY DEVELOPMENT	SOCIAL WELL-BEING
1691	MATAMATAPIAKO DISTRICT COUNCIL	HERITAGE: OUR PAST	LOCATION AREA AND TYPE OF PEST CONTROL OPERATION	PEST CONTROL	ENVIRONMENTAL WELL-BEING
1692	MATAMATAPIAKO DISTRICT COUNCIL	HERITAGE: OUR PAST	AREA AND PERCENT OF NATURAL AREAS ECOLOGICALLY SURVEYED	NATURAL FEATURES	ENVIRONMENTAL WELL-BEING
1693	MATAMATAPIAKO DISTRICT COUNCIL	HERITAGE: OUR PAST	NUMBER OF RESOURCE CONSENTS APPLIED FOR/GRANTED INVOLVING SITES THATCONTAIN OR ADJOIN A CULTURALLY SIGNIFICANT SITE	ARTS/CULTURE/MUSEUM/EVENTS	CULTURAL WELL-BEING
1694	MATAMATAPIAKO DISTRICT COUNCIL	HERITAGE: OUR PAST	NUMBER AND LOCATION OF LISTEDKNOWN OR PROTECTED CULTURALLY SIGNIFICANT SITES	ARTS/CULTURE/MUSEUM/EVENTS	CULTURAL WELL-BEING
1695	MATAMATAPIAKO DISTRICT COUNCIL	HERITAGE: OUR PAST	NUMBER OF RESOURCE CONSENT APPLICATIONS DECLINED INVOLVING SITES WHAT CONTAIN OR ADJOIN A CULTURALLY SIGNIFICANT SITE	ARTS/CULTURE/MUSEUM/EVENTS	CULTURAL WELL-BEING
1696	MATAMATAPIAKO DISTRICT COUNCIL	HERITAGE: OUR PAST	EXTENT OF WETLANDS	RIVER, LAKES, COASTAL AND GROUNDWATER	ENVIRONMENTAL WELL-BEING
1697	MATAMATAPIAKO DISTRICT COUNCIL	OUR SOCIAL INFRASTRUCTURE	PARTICIPATION RATES WITH EXTERNAL AGENCIES	SOCIAL CONNECTION	SOCIAL WELL-BEING
1698	MATAMATAPIAKO DISTRICT COUNCIL	OUR SOCIAL INFRASTRUCTURE	NUMBER OF PROGRAMMES PROTOCOLS AND PARTNERSHIPS IN PLACE WITH EXTERNAL AGENCIES	COUNCIL OPERATIONS	ECONOMIC WELL-BEING
1699	MATAMATAPIAKO DISTRICT COUNCIL	OUR SOCIAL INFRASTRUCTURE	CHANGE IN THE NUMBER OF SCHOOLS AND HEALTH SERVICES	HEALTH/HEALTH SERVICES	SOCIAL WELL-BEING
1700	MATAMATAPIAKO DISTRICT COUNCIL	OUR SOCIAL INFRASTRUCTURE	BARRIERS TO ACCESSING HEALTH CARE AND EDUCATION	HEALTH/HEALTH SERVICES	SOCIAL WELL-BEING
1701	MATAMATAPIAKO DISTRICT COUNCIL	OUR SOCIAL INFRASTRUCTURE	AVOIDABLE MORTALITY	HOSPITALISATIONS	ECONOMIC WELL-BEING
1702	MATAMATAPIAKO DISTRICT COUNCIL	OUR SOCIAL INFRASTRUCTURE	SENSE OF EMOTIONAL WELL-BEING (HAPPINESS, QUALITY OF LIFE)	QUALITY OF LIFE	SOCIAL WELL-BEING
1703	MATAMATAPIAKO DISTRICT COUNCIL	OUR SOCIAL INFRASTRUCTURE	NUMBER OF RESPONSES TO COMMUNITY NEEDS	COMMUNITY DEVELOPMENT	SOCIAL WELL-BEING
1704	MATAMATAPIAKO DISTRICT COUNCIL	OUR SOCIAL INFRASTRUCTURE	LAND USE ZONES WITHIN THE DISTRICT PLAN PROVIDE FOR AT LEAST A 20 YEARGROWTH PERIOD FOR MATAMATA, MORRINSVILLE AND TE AROHA	PLANNING/BUILDING CONSENTS	ECONOMIC WELL-BEING

Appendix A: List of Community Well-beings Outcomes and Measures by Councils

S.NO.	COUNCIL	OUTCOME	MEASURES	MEASURES BROAD GROUP	WELL-BEINGS
1705	MATAMATAPIAKO DISTRICT COUNCIL	OUR SOCIAL INFRASTRUCTURE	NUMBER OF IMPROVED ACCESS TO SERVICES	COUNCIL FACILITIES	SOCIAL WELL-BEING
1706	MATAMATAPIAKO DISTRICT COUNCIL	PLANNING AND DEVELOPMENT	NUMBER OF BUSINESSES AND EMPLOYEES BY INDUSTRY	LEVEL OF EMPLOYMENT AND BUSINESSES	ECONOMIC WELL-BEING
1707	MATAMATAPIAKO DISTRICT COUNCIL	PLANNING AND DEVELOPMENT	DISTRICT ECONOMIC ACTIVITY	ECONOMIC ACTIVITY	ECONOMIC WELL-BEING
1708	MATAMATAPIAKO DISTRICT COUNCIL	PLANNING AND DEVELOPMENT	NUMBER OF COMPLAINTS RECEIVED REGARDING ADVERSE EFFECTS FROM ACTIVITIES: NOISE, ODOUR, DUST, VIBRATION, GLARE, REHABILITATION	COUNCIL OPERATIONS	ECONOMIC WELL-BEING
1709	MATAMATAPIAKO DISTRICT COUNCIL	PLANNING AND DEVELOPMENT	PUBLIC PERCEPTION OF AMENITY	COMMUNITY DEVELOPMENT	SOCIAL WELL-BEING
1710	MATAMATAPIAKO DISTRICT COUNCIL	PLANNING AND DEVELOPMENT	NUMBER OF RESOURCE CONSENT CONDITIONS IMPOSED TO CONTROL ADVERSE EFFECTS FROM ACTIVITIES: NOISE, DUST, ODOUR, VIBRATION, GLARE. REHABILITATION	PLANNING/BUILDING CONSENTS	ECONOMIC WELL-BEING
1711	MATAMATAPIAKO DISTRICT COUNCIL	PLANNING AND DEVELOPMENT	APPLICATIONS RECEIVED/GRANTED TO SUBDIVIDE CLASS I, II AND III SOILS INTO LOTS OF LESS THAN 8HA)	SOIL QUALITY	ENVIRONMENTAL WELL-BEING
1712	MATAMATAPIAKO DISTRICT COUNCIL	PLANNING AND DEVELOPMENT	AVERAGE LOT SIZE FOR RURAL SUBDIVISIONS ON CLASS I, II AND III SOILS	SOIL QUALITY	ENVIRONMENTAL WELL-BEING
1713	MATAMATAPIAKO DISTRICT COUNCIL	PLANNING AND DEVELOPMENT	NUMBER OF APPLICATIONS DECLINED FOR SUBDIVISION ON CLASS I, II AND III SOILS	SOIL QUALITY	ENVIRONMENTAL WELL-BEING
1714	MATAMATAPIAKO DISTRICT COUNCIL	PLANNING AND DEVELOPMENT	NUMBER OF RESOURCE CONSENT APPLICATIONS DECLINED FOR NON-PRODUCTIVE ACTIVITIES ON CLASS I, II AND III SOILS	SOIL QUALITY	ENVIRONMENTAL WELL-BEING
1715	MATAMATAPIAKO DISTRICT COUNCIL	PLANNING AND DEVELOPMENT	SUSTAINABLE USE OF FUNDING FOR SERVICES	COUNCIL OPERATIONS	ECONOMIC WELL-BEING
1716	MATAMATAPIAKO DISTRICT COUNCIL	PLANNING AND DEVELOPMENT	RESIDENTS CONFIDENCE IN COUNCIL DECISION-MAKING	DECISION MAKING/CONSULTATION	SOCIAL WELL-BEING
1717	MATAMATAPIAKO DISTRICT COUNCIL	PLANNING AND DEVELOPMENT	CAPACITY OF URBAN SERVICES TO MEET TEN YEAR FORECASTED DEMANDS (WATER, WASTE ETC)	RIVER, LAKES, COASTAL AND GROUNDWATER	ENVIRONMENTAL WELL-BEING
1718	MATAMATAPIAKO DISTRICT COUNCIL	PLANNING AND DEVELOPMENT	NUMBER AND VALUE OF DEVELOPMENT CONTRIBUTIONS COLLECTED PER YEAR I.E. RESERVE, WATER, STORMWATER, ROADING ETC	RIVER, LAKES, COASTAL AND GROUNDWATER	ENVIRONMENTAL WELL-BEING
1719	MATAMATAPIAKO DISTRICT COUNCIL	PLANNING AND DEVELOPMENT	NUMBER OF COMPLAINTS RECEIVED FROM IWI	DECISION MAKING/CONSULTATION	SOCIAL WELL-BEING
1720	MATAMATAPIAKO DISTRICT COUNCIL	PLANNING AND DEVELOPMENT	NUMBER OF RESPONSES TO CONSULTATION FROM IWI AND NUMBER OF CONSULTATIONS WITH IWI	DECISION MAKING/CONSULTATION	SOCIAL WELL-BEING
1721	MATAMATAPIAKO DISTRICT COUNCIL	PLANNING AND DEVELOPMENT	NUMBER OF CONSENT CONDITIONS IMPOSED TO PROTECT IWI INTERESTS	PLANNING/BUILDING CONSENTS	ECONOMIC WELL-BEING
1722	MATAMATAPIAKO DISTRICT COUNCIL	PLANNING AND DEVELOPMENT	PERCENTAGE OF HOMES WITH ACCESS TO THE INTERNET	PHONE/MOBILE/INTERNET	ECONOMIC WELL-BEING
1723	MATAMATAPIAKO DISTRICT COUNCIL	PLANNING AND DEVELOPMENT	RESIDENTS RATING OF SENSE OF PRIDE IN THE WAY THE DISTRICT LOOKS AND FEELS	COMMUNITY DEVELOPMENT	SOCIAL WELL-BEING
1724	MATAMATAPIAKO DISTRICT COUNCIL	PLANNING AND DEVELOPMENT	COMMUNITY PERCEPTION REGARDING WHETHER THE TOWN ENTRANCES ARE WELL MAINTAINED GATEWAYS TO THE TOWNS, WITH THEMES APPROPRIATE TO THE TOWNS	COMMUNITY DEVELOPMENT	SOCIAL WELL-BEING
1725	MATAMATAPIAKO DISTRICT COUNCIL	PLANNING AND DEVELOPMENT	NUMBER OF COMPLAINTS RECEIVED ABOUT AMENITY VALUES E.G. NOISE, DUST, ODOUR, GLARE, VIBRATIONS, CHEMICAL/EFFLUENT SPRAY DRIFT. SIGNAGE	COUNCIL OPERATIONS	ECONOMIC WELL-BEING
1726	MATAMATAPIAKO DISTRICT COUNCIL	PLANNING AND DEVELOPMENT	PUBLIC PERCEPTION OF THE VISUAL IMPACT OF INDUSTRY	APPRENTICESHIPS FOR YOUNG PEOPLE	ECONOMIC WELL-BEING

Appendix A: List of Community Well-beings Outcomes and Measures by Councils

S.NO.	COUNCIL	OUTCOME	MEASURES	MEASURES BROAD GROUP	WELL-BEINGS
1727	MATAMATAPIAKO DISTRICT COUNCIL	PLANNING AND DEVELOPMENT	COMMUNITY PERCEPTION OF WHETHER THE APPEARANCE OF OUR TOWNS, THE NAMES OF THE ROADS, SITES AND FACILITIES REFLECT THE DIVERSITY OF THE RESIDENTS	COMMUNITY DEVELOPMENT	SOCIAL WELL-BEING
1728	MATAMATAPIAKO DISTRICT COUNCIL	PLANNING AND DEVELOPMENT	LAND USE ZONES WITHIN THE DISTRICT PLAN PROVIDE FOR AT LEAST A TWENTYYEAR GROWTH PERIOD	PLANNING/BUILDING CONSENTS	ECONOMIC WELL-BEING
1729	MATAMATAPIAKO DISTRICT COUNCIL	PLANNING AND DEVELOPMENT	URBAN POPULATION NUMBERS, INCLUDING HOUSEHOLD UNIT, AGE DEMOGRAPHICS ETC	POPULATION/ETHNICITY/DEMOGRAPHICS	DEMOGRAPHICS
1730	MATAMATAPIAKO DISTRICT COUNCIL	PLANNING AND DEVELOPMENT	HOME OWNERSHIP RATE	HOME OWNERSHIP	DEMOGRAPHICS
1731	MATAMATAPIAKO DISTRICT COUNCIL	PLANNING AND DEVELOPMENT	HOME MORTGAGE AFFORDABILITY	HOUSE AFFORDABILITY	ECONOMIC WELL-BEING
1732	MATAMATAPIAKO DISTRICT COUNCIL	PLANNING AND DEVELOPMENT	INFLATION ADJUSTED MEDIAN WEEKLY RENT	HOUSE AFFORDABILITY	ECONOMIC WELL-BEING
1733	MATAMATAPIAKO DISTRICT COUNCIL	PRIDE AND JUSTICE	PERCEIVED DISCRIMINATION	COMMUNITY DEVELOPMENT	SOCIAL WELL-BEING
1734	MATAMATAPIAKO DISTRICT COUNCIL	PRIDE AND JUSTICE	RESIDENTS RATING OF SENSE OF PRIDE IN THE WAY THE DISTRICT LOOKS AND FEELS	COMMUNITY DEVELOPMENT	SOCIAL WELL-BEING
1735	MATAMATAPIAKO DISTRICT COUNCIL	PRIDE AND JUSTICE	CHANGE IN THE NUMBER OF OPPORTUNITIES AVAILABLE	LEVEL OF EMPLOYMENT AND BUSINESSES	ECONOMIC WELL-BEING
1736	MATAMATAPIAKO DISTRICT COUNCIL	PRIDE AND JUSTICE	A QUESTIONNAIRE WILL BE SENT OUT TO THESE ORGANISATIONS ASKING HOW HAVE THEY ENSURED THAT THEY ARE INFORMED OF LOCAL MAORI VALUE WHEN MAKING SIGNIFICANT DECISIONS ON BEHALF OF THE COMMUNITY	DECISION MAKING/CONSULTATION	SOCIAL WELL-BEING
1737	MATAMATAPIAKO DISTRICT COUNCIL	PRIDE AND JUSTICE	COMMUNITY SATISFACTION WITH THE WAY THE COUNCIL INVOLVES THE PUBLIC IN THE DECISIONS IT MAKES	DECISION MAKING/CONSULTATION	SOCIAL WELL-BEING
1738	MATAMATAPIAKO DISTRICT COUNCIL	PRIDE AND JUSTICE	SOCIAL DEPRIVATION INDEX	DEPRIVATION INDEX	SOCIAL WELL-BEING
1739	MATAMATAPIAKO DISTRICT COUNCIL	PRIDE AND JUSTICE	SURVEY OF YOUNG PEOPLE	YOUTH	SOCIAL WELL-BEING
1740	MATAMATAPIAKO DISTRICT COUNCIL	PRIDE AND JUSTICE	SEND QUESTIONNAIRE TO DISTRICT SCHOOLS TO SEE IF THEY VISIT/DO ANYTHING FOR ELDERLY MEMBERS OF OUR COMMUNITY	ELDERLY PEOPLE	ECONOMIC WELL-BEING
1741	MATAMATAPIAKO DISTRICT COUNCIL	PRIDE AND JUSTICE	QUESTIONNAIRE FOR FORUM MEMBERS (HOW SATISFIED ARE YOU THAT OUR KOROUA AND KUIA (ELDERS) ARE RESPECTED FOR THE VALUABLE CONTRIBUTION THEY MAKE TO OUR COMMUNITY?)	ELDERLY PEOPLE	ECONOMIC WELL-BEING
1742	MATAMATAPIAKO DISTRICT COUNCIL	PRIDE AND JUSTICE	COUNCIL AWARDS (VOLUNTEER AWARDS, BUSINESS AWARDS) - H1272 NUMBER AND PERCENTAGE OF ELDERLY PEOPLE RECOGNISED AT THESE AWARDS	ELDERLY PEOPLE	ECONOMIC WELL-BEING
1743	MATAMATAPIAKO DISTRICT COUNCIL	PRIDE AND JUSTICE	SATISFACTION SURVEY OF TE MANAWHENUA FORUM (HOW CONFIDENT ARE YOU THAT ALL SETTLEMENTS FOR LANDS AND PROPERTIES CONFISCATED UNJUSTLY WILL BE NEGOTIATED TO FAIR AND DURABLE OUTCOMES?)	HERITAGE/HISTORIC	CULTURAL WELL-BEING
1744	MATAMATAPIAKO DISTRICT COUNCIL	PRIDE AND JUSTICE	NUMBER OF MAJOR SETTLEMENT CLAIMS SUCCESSFULLY NEGOTIATED TO REACH AN OUTCOME	HERITAGE/HISTORIC	CULTURAL WELL-BEING
1745	MATAMATAPIAKO DISTRICT COUNCIL	TRANSPORT: PEOPLE GOING PLACES	AREA OF CARPARKING AVAILABLE	PLANNING/BUILDING CONSENTS	ECONOMIC WELL-BEING
1746	MATAMATAPIAKO DISTRICT COUNCIL	TRANSPORT: PEOPLE GOING PLACES	COMMUNITY SATISFACTION WITH PARKING AVAILABILITY	TRANSPORT	ECONOMIC WELL-BEING
1747	MATAMATAPIAKO DISTRICT COUNCIL	TRANSPORT: PEOPLE GOING PLACES	NUMBER OF ACCIDENTS REPORTED ON DISTRICT ROADS EACH YEAR	ROAD ACCIDENTS/INJURIES	ECONOMIC WELL-BEING

Appendix A: List of Community Well-beings Outcomes and Measures by Councils

S.NO.	COUNCIL	OUTCOME	MEASURES	MEASURES BROAD GROUP	WELL-BEINGS
1748	MATAMATAPIAKO DISTRICT COUNCIL	TRANSPORT: PEOPLE GOING PLACES	COMMUNITY SATISFACTION WITH CYCLEWAYS AND WALKWAYS	FOOTPATH/WALKING/CYCLING	ECONOMIC WELL-BEING
1749	MATAMATAPIAKO DISTRICT COUNCIL	TRANSPORT: PEOPLE GOING PLACES	TRAVEL TIMES	TRANSPORT	ECONOMIC WELL-BEING
1750	MATAMATAPIAKO DISTRICT COUNCIL	TRANSPORT: PEOPLE GOING PLACES	HEAVY VEHICLE COUNTS ON MAIN PEDESTRIAN STREETS	TRANSPORT	ECONOMIC WELL-BEING
1751	NAPIER CITY COUNCIL	A VIBRANT INNOVATIVE CITY FOR EVERYONE	NAPIER IS A VIBRANT CITY THROUGH EXCELLENT STRATEGY AND PLANNING	PLANNING/BUILDING CONSENTS	ECONOMIC WELL-BEING
1752	NAPIER CITY COUNCIL	A VIBRANT INNOVATIVE CITY FOR EVERYONE	SOCIAL COHESION IS ACHIEVED FOR ALL AGES AND ETHNICITIES	POPULATION/ETHNICITY/DEMOGRAPHICS	DEMOGRAPHICS
1753	NAPIER CITY COUNCIL	A VIBRANT INNOVATIVE CITY FOR EVERYONE	INNOVATIVE SERVICES ARE PROVIDED USING TECHNOLOGY WHILST PROTECTING THE ENVIRONMENT	ENERGY USAGE	ENVIRONMENTAL WELL-BEING
1754	NAPIER CITY COUNCIL	A VIBRANT INNOVATIVE CITY FOR EVERYONE	TECHNOLOGY CONNECTS NAPIER TO THE REST OF NEW ZEALAND AND THE WORLD	PHONE/MOBILE/INTERNET	ECONOMIC WELL-BEING
1755	NAPIER CITY COUNCIL	A VIBRANT INNOVATIVE CITY FOR EVERYONE	NAPIER IS AN APPEALING TOURIST DESTINATION	TOURISM	ECONOMIC WELL-BEING
1756	NAPIER CITY COUNCIL	A VIBRANT INNOVATIVE CITY FOR EVERYONE	BUSINESS-FRIENDLY ECONOMIC DEVELOPMENT IS ENCOURAGED	BUSINESS CONFIDENCE	ECONOMIC WELL-BEING
1757	NAPIER CITY COUNCIL	EXCELLENCE IN INFRASTRUCTURE AND PUBLIC SERVICES FOR NOW AND IN THE FUTURE	FACILITIES AND INFRASTRUCTURE WILL SUPPORT COMMUNITY AND VISITOR NEEDS, FOCUSING ON EXCELLENT SERVICE AND ACCESSIBILITY	RECREATIONAL FACILITIES	SOCIAL WELL-BEING
1758	NAPIER CITY COUNCIL	EXCELLENCE IN INFRASTRUCTURE AND PUBLIC SERVICES FOR NOW AND IN THE FUTURE	NAPIERS TRANSPORTATION SYSTEM IS SAFE AND AFFORDABLE	TRANSPORT	ECONOMIC WELL-BEING
1759	NAPIER CITY COUNCIL	EXCELLENCE IN INFRASTRUCTURE AND PUBLIC SERVICES FOR NOW AND IN THE FUTURE	ALL TRANSPORT CHOICES ARE CATERED FOR: CARS, CYCLES, PEDESTRIANS AND DISABLED USERS	TRANSPORT	ECONOMIC WELL-BEING
1760	NAPIER CITY COUNCIL	A SUSTAINABLE CITY	OUR NATURAL RESOURCES ARE RENEWED AND ENHANCED WE ACT AS STEWARD FOR OUR ENVIRONMENT FOR FUTURE GENERATIONS	ENVIRONMENT/ENVIRONMENTAL ATTITUDES	ENVIRONMENTAL WELL-BEING
1761	NAPIER CITY COUNCIL	A SUSTAINABLE CITY	NAPIER VALUES ITS CHARACTER AND HISTORY	HERITAGE/HISTORIC	CULTURAL WELL-BEING
1762	NAPIER CITY COUNCIL	A SUSTAINABLE CITY	NAPIER IS AN AFFORDABLE CITY TO LIVE IN	HOUSE AFFORDABILITY	ECONOMIC WELL-BEING
1763	NAPIER CITY COUNCIL	COUNCIL WORKS WITH AND FOR THE COMMUNITY	COUNCIL GUIDES THE CITY WITH EFFECTIVE LEADERSHIP	DECISION MAKING/CONSULTATION	SOCIAL WELL-BEING
1764	NAPIER CITY COUNCIL	COUNCIL WORKS WITH AND FOR THE COMMUNITY	COUNCIL ENCOURAGES COMMUNITY CONSULTATION AND COLLABORATION TO ASSIST IN SHAPING THE FUTURE DIRECTION OF THE CITY	DECISION MAKING/CONSULTATION	SOCIAL WELL-BEING
1765	NAPIER CITY COUNCIL	A SAFE AND HEALTHY CITY THAT SUPPORTS COMMUNITY WELL-BEING	SERVICES AND FACILITIES SUPPORT SOCIAL AND RECREATION OPPORTUNITIES	RECREATIONAL FACILITIES	SOCIAL WELL-BEING
1766	NAPIER CITY COUNCIL	A SAFE AND HEALTHY CITY THAT SUPPORTS COMMUNITY WELL-BEING	COMMUNITY SAFETY IS SUPPORTED AND IMPROVED	CRIME/SAFETY	SOCIAL WELL-BEING
1767	NAPIER CITY COUNCIL	A SAFE AND HEALTHY CITY THAT SUPPORTS COMMUNITY WELL-BEING	SOCIAL SERVICES ARE SUPPORTED	GRANTS/FUNDING	SOCIAL WELL-BEING
1768	NELSON CITY COUNCIL	HEALTHY LAND, SEA, AIR, AND WATER	NUMBER OF TIMES AIR QUALITY STANDARDS EXCEEDED IN SPECIFIED PERIODS	AIR QUALITY	ENVIRONMENTAL WELL-BEING
1769	NELSON CITY COUNCIL	HEALTHY LAND, SEA, AIR, AND WATER	SWIMMING WATER QUALITY	RIVER, LAKES, COASTAL AND GROUNDWATER	ENVIRONMENTAL WELL-BEING

Appendix A: List of Community Well-beings Outcomes and Measures by Councils

S.NO.	COUNCIL	OUTCOME	MEASURES	MEASURES BROAD GROUP	WELL-BEINGS
1770	NELSON CITY COUNCIL	HEALTHY LAND, SEA, AIR, AND WATER	ECOLOGICAL CONDITION OF FRESH WATER	RIVER, LAKES, COASTAL AND GROUNDWATER	ENVIRONMENTAL WELL-BEING
1771	NELSON CITY COUNCIL	HEALTHY LAND, SEA, AIR, AND WATER	TOTAL AREA OF PARKS, RESERVES AND OPEN SPACE AS PROPORTION OF LAND AREA (RURAL AND URBAN)	PARKS/RESERVES/OPEN SPACES	ENVIRONMENTAL WELL-BEING
1772	NELSON CITY COUNCIL	HEALTHY LAND, SEA, AIR, AND WATER	TONNES OF WASTE SENT TO LANDFILL ANNUALLY	WASTE TO LANDFILL	ENVIRONMENTAL WELL-BEING
1773	NELSON CITY COUNCIL	HEALTHY LAND, SEA, AIR, AND WATER	BIODIVERSITY MEASURES AND PERFORMANCE TARGETS FOR PEST CONTROL WILL BE DEVELOPED THROUGH IMPLEMENTING THE BIODIVERSITY STRATEGY	PEST CONTROL	ENVIRONMENTAL WELL-BEING
1774	NELSON CITY COUNCIL	HEALTHY LAND, SEA, AIR, AND WATER	SOIL HEALTH MEASURED BY 500 SOILS SURVEY	ENVIRONMENT/ENVIRONMENTAL ATTITUDES	ENVIRONMENTAL WELL-BEING
1775	NELSON CITY COUNCIL	HEALTHY LAND, SEA, AIR, AND WATER	RESIDENTS SATISFACTION WITH THE QUALITY OF THE NATURAL ENVIRONMENT	NATURAL FEATURES	ENVIRONMENTAL WELL-BEING
1776	NELSON CITY COUNCIL	HEALTHY LAND, SEA, AIR, AND WATER	ACTIONS BY NONCOUNCIL GROUPS AND INDIVIDUALS -- COMMUNITY CONTRIBUTION	VOLUNTEER/UNPAID WORK	SOCIAL WELL-BEING
1777	NELSON CITY COUNCIL	HEALTHY LAND, SEA, AIR, AND WATER	PROPORTION OF HOUSEHOLDS RECYCLING REGULARLY	RECYCLING/GREEN WASTE	ENVIRONMENTAL WELL-BEING
1778	NELSON CITY COUNCIL	PEOPLE-FRIENDLY PLACES	NUMBER AND AREA OF OPEN SPACES AVAILABLE TO PUBLIC, INCLUDING PARKS, CYCLEWAYS AND RESERVES	FOOTPATH/WALKING/CYCLING	ECONOMIC WELL-BEING
1779	NELSON CITY COUNCIL	PEOPLE-FRIENDLY PLACES	RESIDENT SATISFACTION WITH PUBLIC TRANSPORT (RESIDENT'S SURVEY)	TRANSPORT	ECONOMIC WELL-BEING
1780	NELSON CITY COUNCIL	PEOPLE-FRIENDLY PLACES	USER AND RESIDENT SATISFACTION WITH CYCLE NETWORK (RESIDENT'S SURVEY)	FOOTPATH/WALKING/CYCLING	ECONOMIC WELL-BEING
1781	NELSON CITY COUNCIL	PEOPLE-FRIENDLY PLACES	TRAFFIC COUNTS AND TRAVEL TIMES ON MAJOR ROUTES	TRANSPORT	ECONOMIC WELL-BEING
1782	NELSON CITY COUNCIL	PEOPLE-FRIENDLY PLACES	HOUSING AFFORDABILITY	HOUSE AFFORDABILITY	ECONOMIC WELL-BEING
1783	NELSON CITY COUNCIL	PEOPLE-FRIENDLY PLACES	PROPORTION OF RESIDENTS WALKING AND CYCLING REGULARLY (RECREATION AND COMMUTING)	FOOTPATH/WALKING/CYCLING	ECONOMIC WELL-BEING
1784	NELSON CITY COUNCIL	PEOPLE-FRIENDLY PLACES	RESIDENTS SATISFACTION WITH MANAGEMENT OF HERITAGE (RESIDENT'S SURVEY)	HERITAGE/HISTORIC	CULTURAL WELL-BEING
1785	NELSON CITY COUNCIL	PEOPLE-FRIENDLY PLACES	RESIDENT PERCEPTION OF SAFETY COMPARED WITH CRIME STATISTICS	CRIME/SAFETY	SOCIAL WELL-BEING
1786	NELSON CITY COUNCIL	PEOPLE-FRIENDLY PLACES	ADDITIONAL MEASURES DEVELOPED FOR HERITAGE STRATEGY	HERITAGE/HISTORIC	CULTURAL WELL-BEING
1787	NELSON CITY COUNCIL	PEOPLE-FRIENDLY PLACES	ACTIONS BY NONCOUNCIL GROUPS AND INDIVIDUALS -- COMMUNITY CONTRIBUTION	VOLUNTEER/UNPAID WORK	SOCIAL WELL-BEING
1788	NELSON CITY COUNCIL	PEOPLE-FRIENDLY PLACES	PUBLIC SATISFACTION LEVELS WITH QUALITY OF THE BUILT ENVIRONMENT (RESIDENT'S SURVEY)	ENVIRONMENT/ENVIRONMENTAL ATTITUDES	ENVIRONMENTAL WELL-BEING
1789	NELSON CITY COUNCIL	A STRONG ECONOMY	NUMBER OF BUILDING PERMITS ISSUED	PLANNING/BUILDING CONSENTS	ECONOMIC WELL-BEING
1790	NELSON CITY COUNCIL	A STRONG ECONOMY	BUSINESS CONFIDENCE	BUSINESS CONFIDENCE	ECONOMIC WELL-BEING
1791	NELSON CITY COUNCIL	A STRONG ECONOMY	INDUSTRY GROSS DOMESTIC PRODUCT (\$) FOR TOP FIVE NELSON SECTORS	GROSS DOMESTIC PRODUCT (GDP)	ECONOMIC WELL-BEING
1792	NELSON CITY COUNCIL	A STRONG ECONOMY	INTERNET ACCESS, NZ STATISTICS CENSUS DATA	PHONE/MOBILE/INTERNET	ECONOMIC WELL-BEING
1793	NELSON CITY COUNCIL	A STRONG ECONOMY	MEDIAN HOUSEHOLD INCOME	INCOME	ECONOMIC WELL-BEING
1794	NELSON CITY COUNCIL	A STRONG ECONOMY	TOURIST GUEST NIGHTS, NATIONAL AND INTERNATIONAL	TOURISM	ECONOMIC WELL-BEING
1795	NELSON CITY COUNCIL	A STRONG ECONOMY	UNEMPLOYMENT RATE	UNEMPLOYMENT	ECONOMIC WELL-BEING
1796	NELSON CITY COUNCIL	A STRONG ECONOMY	IMPORTS AND EXPORTS (\$ AND TONNES)	EXPORTS	ECONOMIC WELL-BEING
1797	NELSON CITY COUNCIL	A STRONG ECONOMY	EDUCATIONAL ATTAINMENT OF ADULT POPULATION (FULL RANGE)	QUALIFICATION/SCHOOL	SOCIAL WELL-BEING
1798	NELSON CITY COUNCIL	A STRONG ECONOMY	ACTIONS BY NONCOUNCIL GROUPS AND INDIVIDUALS -- COMMUNITY CONTRIBUTION	VOLUNTEER/UNPAID WORK	SOCIAL WELL-BEING

Appendix A: List of Community Well-beings Outcomes and Measures by Councils

S.NO.	COUNCIL	OUTCOME	MEASURES	MEASURES BROAD GROUP	WELL-BEINGS
1799	NELSON CITY COUNCIL	KIND, HEALTHY PEOPLE	NZ DEPRIVATION INDEX AND DEMOGRAPHIC INFORMATION (AGE, GENDER, ETHNICITY ETC)	DEPRIVATION INDEX	SOCIAL WELL-BEING
1800	NELSON CITY COUNCIL	KIND, HEALTHY PEOPLE	PHYSICAL ACTIVITY LEVELS OF ADULT RESIDENTS	PHYSICAL ACTIVITY	SOCIAL WELL-BEING
1801	NELSON CITY COUNCIL	KIND, HEALTHY PEOPLE	SELFREPORTED OVERALL HEALTH INCLUDING MENTAL HEALTH (RESIDENTS' SURVEY)	SUICIDE/MENTAL HEALTH	SOCIAL WELL-BEING
1802	NELSON CITY COUNCIL	KIND, HEALTHY PEOPLE	LIFE EXPECTANCY	LIFE EXPECTANCY	DEMOGRAPHICS
1803	NELSON CITY COUNCIL	KIND, HEALTHY PEOPLE	RESIDENT'S PERCEPTION OF CONNECTEDNESS AND SENSE OF BELONGING (RESIDENT'S SURVEY)	COMMUNITY DEVELOPMENT	SOCIAL WELL-BEING
1804	NELSON CITY COUNCIL	KIND, HEALTHY PEOPLE	NUTRITION (FRUIT AND VEGETABLE CONSUMPTION)	HEALTH/HEALTH SERVICES	SOCIAL WELL-BEING
1805	NELSON CITY COUNCIL	KIND, HEALTHY PEOPLE	ACTIONS BY NONCOUNCIL GROUPS AND INDIVIDUALS -- COMMUNITY CONTRIBUTION	VOLUNTEER/UNPAID WORK	SOCIAL WELL-BEING
1806	NELSON CITY COUNCIL	A FUN, CREATIVE CULTURE	NUMBER OF HERITAGE SITES REGISTERED IN NELSON RESOURCE MANAGEMENT PLAN	HERITAGE/HISTORIC	CULTURAL WELL-BEING
1807	NELSON CITY COUNCIL	A FUN, CREATIVE CULTURE	RESIDENTS SATISFACTION WITH COUNCIL SUPPORT FOR ARTS AND CULTURE (RESIDENT'S SURVEY)	ARTS/CULTURE/MUSEUM/EVENTS	CULTURAL WELL-BEING
1808	NELSON CITY COUNCIL	A FUN, CREATIVE CULTURE	ETHNICITY OF TOTAL POPULATION (NZ STATISTICS CENSUS DATA)	POPULATION/ETHNICITY/DEMOGRAPHICS	DEMOGRAPHICS
1809	NELSON CITY COUNCIL	A FUN, CREATIVE CULTURE	LIBRARY MEMBERSHIP, PERCENTAGE OF POPULATION	LIBRARY	SOCIAL WELL-BEING
1810	NELSON CITY COUNCIL	A FUN, CREATIVE CULTURE	TOTAL AND % OF TE REO MAORI SPEAKERS (ALL ETHNICITIES) - NZ STATISTICS CENSUS DATA	POPULATION/ETHNICITY/DEMOGRAPHICS	DEMOGRAPHICS
1811	NELSON CITY COUNCIL	A FUN, CREATIVE CULTURE	CULTURAL EMPLOYMENT IN NELSON AS A PERCENTAGE FROM HOUSEHOLD LABOUR FORCE SURVEY	LEVEL OF EMPLOYMENT AND BUSINESSES	ECONOMIC WELL-BEING
1812	NELSON CITY COUNCIL	A FUN, CREATIVE CULTURE	ACTIONS BY NONCOUNCIL GROUPS AND INDIVIDUALS -- COMMUNITY CONTRIBUTION	VOLUNTEER/UNPAID WORK	SOCIAL WELL-BEING
1813	NELSON CITY COUNCIL	GOOD LEADERSHIP	PARTICIPATION RATES IN LOCAL GOVERNMENT ELECTIONS/VOTER TURNOUT%	ELECTIONS/VOTER TURNOUT	SOCIAL WELL-BEING
1814	NELSON CITY COUNCIL	GOOD LEADERSHIP	SATISFACTION WITH COUNCIL CONSULTATION PROCESSES (RESIDENT'S SURVEY)	DECISION MAKING/CONSULTATION	SOCIAL WELL-BEING
1815	NELSON CITY COUNCIL	GOOD LEADERSHIP	ACTIONS BY NONCOUNCIL GROUPS AND INDIVIDUALS -- COMMUNITY CONTRIBUTION	VOLUNTEER/UNPAID WORK	SOCIAL WELL-BEING
1816	NEW PLYMOUTH DISTRICT COUNCIL	CONNECTED (RELATES TO OUR INFRASTRUCTURE)	PHONE (INCLUDING CELL) AND INTERNET CONNECTION AND COVERAGE (PEOPLE AND AREA)	PHONE/MOBILE/INTERNET	ECONOMIC WELL-BEING
1817	NEW PLYMOUTH DISTRICT COUNCIL	CONNECTED (RELATES TO OUR INFRASTRUCTURE)	NUMBER OF ROAD-BASED FATALITIES AND INJURIES	ROAD ACCIDENTS/INJURIES	ECONOMIC WELL-BEING
1818	NEW PLYMOUTH DISTRICT COUNCIL	CONNECTED (RELATES TO OUR INFRASTRUCTURE)	LEVEL OF INVESTMENT IN INFRASTRUCTURE AS PERCENTAGE OF VALUE OF ASSET	COUNCIL OPERATIONS	ECONOMIC WELL-BEING
1819	NEW PLYMOUTH DISTRICT COUNCIL	CONNECTED (RELATES TO OUR INFRASTRUCTURE)	PERCENTAGE OF POPULATION THAT HAS ACCESS TO PUBLIC TRANSPORT	TRANSPORT	ECONOMIC WELL-BEING
1820	NEW PLYMOUTH DISTRICT COUNCIL	CONNECTED (RELATES TO OUR INFRASTRUCTURE)	COMMUNITY SURVEY - SATISFACTION WITH INFRASTRUCTURE, TRANSPORT AND COMMUNICATION SYSTEMS	TRANSPORT	ECONOMIC WELL-BEING
1821	NEW PLYMOUTH DISTRICT COUNCIL	PROSPEROUS OUR (ECONOMY)	REGIONAL GST	GROSS DOMESTIC PRODUCT (GDP)	ECONOMIC WELL-BEING
1822	NEW PLYMOUTH DISTRICT COUNCIL	PROSPEROUS OUR (ECONOMY)	ECONOMIC ACTIVITY - NATIONAL BANK	ECONOMIC ACTIVITY	ECONOMIC WELL-BEING
1823	NEW PLYMOUTH DISTRICT COUNCIL	PROSPEROUS (OUR ECONOMY)	EMPLOYMENT RATE	LEVEL OF EMPLOYMENT AND BUSINESSES	ECONOMIC WELL-BEING
1824	NEW PLYMOUTH DISTRICT COUNCIL	PROSPEROUS OUR (ECONOMY)	UNEMPLOYMENT RATE	UNEMPLOYMENT	ECONOMIC WELL-BEING

Appendix A: List of Community Well-beings Outcomes and Measures by Councils

S.NO.	COUNCIL	OUTCOME	MEASURES	MEASURES BROAD GROUP	WELL-BEINGS
1825	NEW PLYMOUTH DISTRICT COUNCIL	PROSPEROUS OUR (ECONOMY)	INCOME- AVERAGE EARNING, AVERAGE WEEKLY INCOME, MEDIAN HOUSEHOLD INCOME	INCOME	ECONOMIC WELL-BEING
1826	NEW PLYMOUTH DISTRICT COUNCIL	PROSPEROUS OUR (ECONOMY)	BUSINESS CONFIDENCE	BUSINESS CONFIDENCE	ECONOMIC WELL-BEING
1827	NEW PLYMOUTH DISTRICT COUNCIL	PROSPEROUS OUR (ECONOMY)	NET BUSINESS GROWTH BY INDUSTRY TYPE - NUMBER OF BUSINESSES, FTES	NUMBER OF BUSINESSES	ECONOMIC WELL-BEING
1828	NEW PLYMOUTH DISTRICT COUNCIL	SECURE AND HEALTHY (OUR COMMUNITY WELL-BEING)	HOUSING AVAILABILITY	HOUSE AFFORDABILITY	ECONOMIC WELL-BEING
1829	NEW PLYMOUTH DISTRICT COUNCIL	SECURE AND HEALTHY (OUR COMMUNITY WELL-BEING)	HOUSING AFFORDABILITY	HOUSE AFFORDABILITY	ECONOMIC WELL-BEING
1830	NEW PLYMOUTH DISTRICT COUNCIL	SECURE AND HEALTHY (OUR COMMUNITY WELL-BEING)	RECORDED CRIME	CRIME/SAFETY	SOCIAL WELL-BEING
1831	NEW PLYMOUTH DISTRICT COUNCIL	SECURE AND HEALTHY (OUR COMMUNITY WELL-BEING)	PERCENTAGE CHANGE IN YOUTH OFFENDING	YOUTH	SOCIAL WELL-BEING
1832	NEW PLYMOUTH DISTRICT COUNCIL	SECURE AND HEALTHY (OUR COMMUNITY WELL-BEING)	SURVEY OF KEY PERSONNEL IN COMMUNITY	COMMUNITY DEVELOPMENT	SOCIAL WELL-BEING
1833	NEW PLYMOUTH DISTRICT COUNCIL	SECURE AND HEALTHY (OUR COMMUNITY WELL-BEING)	PERCENTAGE OF RESIDENTS WITHIN 30 MINUTES OF A PRIMARY CARE PROVIDER	HEALTH/HEALTH SERVICES	SOCIAL WELL-BEING
1834	NEW PLYMOUTH DISTRICT COUNCIL	SECURE AND HEALTHY (OUR COMMUNITY WELL-BEING)	GP RATIO TO POPULATION	HEALTH/HEALTH SERVICES	SOCIAL WELL-BEING
1835	NEW PLYMOUTH DISTRICT COUNCIL	SECURE AND HEALTHY (OUR COMMUNITY WELL-BEING)	RATES FOR SMOKING, ALCOHOL USE AND TYPE II DIABETES	HEALTH/HEALTH SERVICES	SOCIAL WELL-BEING
1836	NEW PLYMOUTH DISTRICT COUNCIL	SECURE AND HEALTHY (OUR COMMUNITY WELL-BEING)	NUTRITION AND PHYSICAL ACTIVITY	PHYSICAL ACTIVITY	SOCIAL WELL-BEING
1837	NEW PLYMOUTH DISTRICT COUNCIL	SECURE AND HEALTHY (OUR COMMUNITY WELL-BEING)	NON-INTENTIONAL INJURY	ACC CLAIMS	ECONOMIC WELL-BEING
1838	NEW PLYMOUTH DISTRICT COUNCIL	SECURE AND HEALTHY (OUR COMMUNITY WELL-BEING)	AVERAGE LIFE EXPECTANCY AT BIRTH	LIFE EXPECTANCY	DEMOGRAPHICS
1839	NEW PLYMOUTH DISTRICT COUNCIL	SECURE AND HEALTHY (OUR COMMUNITY WELL-BEING)	COMMUNITY SURVEY - PERCENTAGE OF PEOPLE SATISFIED WITH HEALTH SERVICES AND PERCEPTIONS OF SAFETY	HEALTH/HEALTH SERVICES	SOCIAL WELL-BEING
1840	NEW PLYMOUTH DISTRICT COUNCIL	SKILLED (OUR LEARNING AND EDUCATION OPPORTUNITIES)	HIGHEST LEVEL OF EDUCATION/VOCATIONAL QUALIFICATION OBTAINED	QUALIFICATION/SCHOOL	SOCIAL WELL-BEING
1841	NEW PLYMOUTH DISTRICT COUNCIL	SKILLED (OUR LEARNING AND EDUCATION OPPORTUNITIES)	PERCENTAGE OF 11 YEAR STUDENTS WHO ATTAIN NCEA LEVEL 1 QUALIFICATION AND PERCENTAGE OF SCHOOL LEAVERS WITH NO QUALIFICATIONS	QUALIFICATION/SCHOOL	SOCIAL WELL-BEING
1842	NEW PLYMOUTH DISTRICT COUNCIL	SKILLED (OUR LEARNING AND EDUCATION OPPORTUNITIES)	PERCENTAGE OF CHILDREN PARTICIPATING IN EARLY CHILDHOOD EDUCATION	EARLY CHILDHOOD EDUCATION	SOCIAL WELL-BEING
1843	NEW PLYMOUTH DISTRICT COUNCIL	SKILLED (OUR LEARNING AND EDUCATION OPPORTUNITIES)	NUMBER OF PEOPLE PARTICIPATING IN CONTINUING EDUCATION OR TRAINING	QUALIFICATION/SCHOOL	SOCIAL WELL-BEING
1844	NEW PLYMOUTH DISTRICT COUNCIL	SKILLED (OUR LEARNING AND EDUCATION OPPORTUNITIES)	SKILL SHORTAGES SURVEY	LEVEL OF EMPLOYMENT AND BUSINESSES	ECONOMIC WELL-BEING
1845	NEW PLYMOUTH DISTRICT COUNCIL	SUSTAINABLE (OUR ENVIRONMENT)	SUSTAINABLE LAND USE	ENVIRONMENT/ENVIRONMENTAL ATTITUDES	ENVIRONMENTAL WELL-BEING
1846	NEW PLYMOUTH DISTRICT COUNCIL	SUSTAINABLE (OUR ENVIRONMENT)	NUMBER OF KEY INDICATOR SPECIES AND POPULATION CHANGES	POPULATION/ETHNICITY/DEMOGRAPHICS	DEMOGRAPHICS
1847	NEW PLYMOUTH DISTRICT COUNCIL	SUSTAINABLE (OUR ENVIRONMENT)	WATER QUALITY - FRESH WATER AND COASTAL	RIVER, LAKES, COASTAL AND GROUNDWATER	ENVIRONMENTAL WELL-BEING
1848	NEW PLYMOUTH DISTRICT COUNCIL	SUSTAINABLE (OUR ENVIRONMENT)	WATER AVAILABILITY - PROPORTION OF FRESH WATER ALLOCATED FOR CONSUMPTIVE USE	RIVER, LAKES, COASTAL AND GROUNDWATER	ENVIRONMENTAL WELL-BEING

Appendix A: List of Community Well-beings Outcomes and Measures by Councils

S.NO.	COUNCIL	OUTCOME	MEASURES	MEASURES BROAD GROUP	WELL-BEINGS
1849	NEW PLYMOUTH DISTRICT COUNCIL	SUSTAINABLE (OUR ENVIRONMENT)	AIR QUALITY	AIR QUALITY	ENVIRONMENTAL WELL-BEING
1850	NEW PLYMOUTH DISTRICT COUNCIL	SUSTAINABLE (OUR ENVIRONMENT)	LOSS/GAIN OF SIGNIFICANT PROTECTED HERITAGE ITEMS	HERITAGE/HISTORIC	CULTURAL WELL-BEING
1851	NEW PLYMOUTH DISTRICT COUNCIL	SUSTAINABLE (OUR ENVIRONMENT)	COMMUNITY SURVEY - SATISFACTION WITH MANAGEMENT OF NATURAL AND BUILT ENVIRONMENT	NATURAL FEATURES	ENVIRONMENTAL WELL-BEING
1852	NEW PLYMOUTH DISTRICT COUNCIL	TOGETHER (OUR COMMUNITY COHESION)	PERCENTAGE OF POPULATION PARTICIPATING IN THE VOLUNTARY SECTOR	VOLUNTEER/UNPAID WORK	SOCIAL WELL-BEING
1853	NEW PLYMOUTH DISTRICT COUNCIL	TOGETHER (OUR COMMUNITY COHESION)	COMMUNITY SURVEY - PERCENTAGE OF PEOPLE WHO REPORT PERCEIVED DISCRIMINATION/EXCLUSION	COMMUNITY DEVELOPMENT	SOCIAL WELL-BEING
1854	NEW PLYMOUTH DISTRICT COUNCIL	TOGETHER (OUR COMMUNITY COHESION)	COMMUNITY SURVEY - PERCENTAGE OF PEOPLE WHO AGREE THAT LOCAL EFFECTIVENESS AND PRIDE IN THE REGION EXIST, ARE VALUED AND THRIVING	COMMUNITY DEVELOPMENT	SOCIAL WELL-BEING
1855	NEW PLYMOUTH DISTRICT COUNCIL	TOGETHER (OUR COMMUNITY COHESION)	PERCENTAGE OF PEOPLE REPORTING THAT TARANAKI IS AN INCLUSIVE, CARING AND TOLERANT COMMUNITY	COMMUNITY DEVELOPMENT	SOCIAL WELL-BEING
1856	NEW PLYMOUTH DISTRICT COUNCIL	TOGETHER (OUR COMMUNITY COHESION)	COMMUNITY SURVEY - PERCENTAGE OF MĀORI WHO REPORT EXAMPLES OF POSITIVE RELATIONSHIPS WITH THE TARANAKI COMMUNITY	COMMUNITY DEVELOPMENT	SOCIAL WELL-BEING
1857	NEW PLYMOUTH DISTRICT COUNCIL	VIBRANT (OUR CULTURE LEISURE AND RECREATION OPPORTUNITIES)	PERCENTAGE OF VOTER TURNOUT	ELECTIONS/VOTER TURNOUT	SOCIAL WELL-BEING
1858	NEW PLYMOUTH DISTRICT COUNCIL	VIBRANT (OUR CULTURE LEISURE AND RECREATION OPPORTUNITIES)	COMMUNITY SURVEY - SATISFACTION WITH ACCESS TO THE CONDITION OF AND SUITABILITY OF COMMUNITY FACILITIES	COMMUNITY DEVELOPMENT	SOCIAL WELL-BEING
1859	NEW PLYMOUTH DISTRICT COUNCIL	VIBRANT (OUR CULTURE LEISURE AND RECREATION OPPORTUNITIES)	PERCENTAGE OF PARTICIPATION IN SPORT, LEISURE, ARTS AND CULTURE AND/OR COMMUNITY ACTIVITIES/EVENTS	SPORTS	SOCIAL WELL-BEING
1860	NEW PLYMOUTH DISTRICT COUNCIL	VIBRANT (OUR CULTURE LEISURE AND RECREATION OPPORTUNITIES)	COMMUNITY SURVEY - SATISFACTION WITH WORK/LIFE BALANCE	WORK LIFE BALANCE	SOCIAL WELL-BEING
1861	NEW PLYMOUTH DISTRICT COUNCIL	VIBRANT (OUR CULTURE LEISURE AND RECREATION OPPORTUNITIES)	COMMUNITY SURVEY - PERCENTAGE OF PEOPLE WHO THINK TARANAKI IS A VIBRANT PLACE TO LIVE/VISIT (COMMUNITY AND VISITOR SURVEYS)	TOURISM	ECONOMIC WELL-BEING
1862	NORTHLAND REGIONAL COUNCIL	NORTHLAND RESIDENTS ARE SAFE AND HEALTHY	CRIME RATES	CRIME/SAFETY	SOCIAL WELL-BEING
1863	NORTHLAND REGIONAL COUNCIL	NORTHLAND RESIDENTS ARE SAFE AND HEALTHY	HAZARD PREPAREDNESS	NATURAL DISASTER/RESILIENCE	ENVIRONMENTAL WELL-BEING
1864	NORTHLAND REGIONAL COUNCIL	NORTHLAND RESIDENTS ARE SAFE AND HEALTHY	LIFE EXPECTANCY	LIFE EXPECTANCY	DEMOGRAPHICS
1865	NORTHLAND REGIONAL COUNCIL	NORTHLAND RESIDENTS ARE SAFE AND HEALTHY	HOUSEHOLD CROWDING	HOUSE AFFORDABILITY	ECONOMIC WELL-BEING
1866	NORTHLAND REGIONAL COUNCIL	NORTHLAND RESIDENTS ARE SAFE AND HEALTHY	ACCESS TO GPS	HEALTH/HEALTH SERVICES	SOCIAL WELL-BEING
1867	NORTHLAND REGIONAL COUNCIL	NORTHLAND'S INFRASTRUCTURE IS DEVELOPEDIN A SUSTAINABLE WAY	ROAD CASUALTIES	ROAD ACCIDENTS/INJURIES	ECONOMIC WELL-BEING
1868	NORTHLAND REGIONAL COUNCIL	NORTHLAND'S INFRASTRUCTURE IS DEVELOPEDIN A SUSTAINABLE WAY	ROAD FATALITIES	ROAD ACCIDENTS/INJURIES	ECONOMIC WELL-BEING
1869	NORTHLAND REGIONAL COUNCIL	NORTHLAND'S INFRASTRUCTURE IS DEVELOPEDIN A SUSTAINABLE WAY	TELECOMMUNICATIONS ACCESS	PHONE/MOBILE/INTERNET	ECONOMIC WELL-BEING
1870	NORTHLAND REGIONAL COUNCIL	NORTHLAND'S INFRASTRUCTURE IS DEVELOPEDIN A SUSTAINABLE WAY	SEALED AND UNSEALED ROADS	TRANSPORT	ECONOMIC WELL-BEING
1871	NORTHLAND REGIONAL COUNCIL	NORTHLAND'S INFRASTRUCTURE IS DEVELOPEDIN A SUSTAINABLE WAY	ENERGY GENERATED AND ENERGY USED	ENERGY USAGE	ENVIRONMENTAL WELL-BEING

Appendix A: List of Community Well-beings Outcomes and Measures by Councils

S.NO.	COUNCIL	OUTCOME	MEASURES	MEASURES BROAD GROUP	WELL-BEINGS
1872	NORTHLAND REGIONAL COUNCIL	NORTHLAND'S NATURAL ENVIRONMENT ISSUSTAINABLY MANAGED	RIVER WATER QUALITY	RIVER, LAKES, COASTAL AND GROUNDWATER	ENVIRONMENTAL WELL-BEING
1873	NORTHLAND REGIONAL COUNCIL	NORTHLAND'S NATURAL ENVIRONMENT ISSUSTAINABLY MANAGED	ENVIRONMENTAL INCIDENTS	ENVIRONMENT/ENVIRONMENTAL ATTITUDES	ENVIRONMENTAL WELL-BEING
1874	NORTHLAND REGIONAL COUNCIL	NORTHLAND'S NATURAL ENVIRONMENT ISSUSTAINABLY MANAGED	AIR QUALITY	AIR QUALITY	ENVIRONMENTAL WELL-BEING
1875	NORTHLAND REGIONAL COUNCIL	NORTHLAND'S NATURAL ENVIRONMENT ISSUSTAINABLY MANAGED	NATURAL AREAS OF ECOLOGICAL SIGNIFICANCE	NATURAL FEATURES	ENVIRONMENTAL WELL-BEING
1876	NORTHLAND REGIONAL COUNCIL	NORTHLAND'S NATURAL ENVIRONMENT ISSUSTAINABLY MANAGED	PERCEPTIONS OF MANAGING THE NATURAL ENVIRONMENT	NATURAL FEATURES	ENVIRONMENTAL WELL-BEING
1877	NORTHLAND REGIONAL COUNCIL	NORTHLAND IS PROSPEROUS	INCOME LEVELS	INCOME	ECONOMIC WELL-BEING
1878	NORTHLAND REGIONAL COUNCIL	NORTHLAND IS PROSPEROUS	ANNUAL INCOME	INCOME	ECONOMIC WELL-BEING
1879	NORTHLAND REGIONAL COUNCIL	NORTHLAND IS PROSPEROUS	UNEMPLOYMENT RATE	UNEMPLOYMENT	ECONOMIC WELL-BEING
1880	NORTHLAND REGIONAL COUNCIL	NORTHLAND IS PROSPEROUS	NUMBER OF BUSINESSES	NUMBER OF BUSINESSES	ECONOMIC WELL-BEING
1881	NORTHLAND REGIONAL COUNCIL	NORTHLAND IS PROSPEROUS	GDP GROWTH	GROSS DOMESTIC PRODUCT (GDP)	ECONOMIC WELL-BEING
1882	NORTHLAND REGIONAL COUNCIL	NORTHLAND IS PROSPEROUS	NUMBER OF TOURISTS	TOURISM	ECONOMIC WELL-BEING
1883	NORTHLAND REGIONAL COUNCIL	NORTHLAND RESIDENTS ARE EDUCATEDAND SKILLED	EDUCATIONAL ATTAINMENT OF THEADULT POPULATION	QUALIFICATION/SCHOOL	SOCIAL WELL-BEING
1884	NORTHLAND REGIONAL COUNCIL	NORTHLAND RESIDENTS ARE EDUCATEDAND SKILLED	PARTICIPATION IN EARLY CHILDHOODEDUCATION	EARLY CHILDHOOD EDUCATION	SOCIAL WELL-BEING
1885	NORTHLAND REGIONAL COUNCIL	NORTHLAND RESIDENTS ARE EDUCATEDAND SKILLED	HIGHEST QUALIFICATIONS OF SCHOOLLEAVERS	QUALIFICATION/SCHOOL	SOCIAL WELL-BEING
1886	NORTHLAND REGIONAL COUNCIL	NORTHLAND RESIDENTS ARE EDUCATEDAND SKILLED	EMPLOYMENT RATE	LEVEL OF EMPLOYMENT AND BUSINESSES	ECONOMIC WELL-BEING
1887	NORTHLAND REGIONAL COUNCIL	NORTHLAND HAS COHESIVE COMMUNITIES	COMMUNITY SPIRIT	SOCIAL CONNECTION	SOCIAL WELL-BEING
1888	NORTHLAND REGIONAL COUNCIL	NORTHLAND HAS COHESIVE COMMUNITIES	THE NUMBER OF IWI MANAGEMENTPLANS LODGED WITH COUNCIL	DECISION MAKING/CONSULTATION	SOCIAL WELL-BEING
1889	NORTHLAND REGIONAL COUNCIL	NORTHLAND HAS COHESIVE COMMUNITIES	OUTCOMES FROM THE NORTHLANDINTERSECTORAL FORUM (NIF)	ECONOMIC ACTIVITY	ECONOMIC WELL-BEING
1890	NORTHLAND REGIONAL COUNCIL	NORTHLAND HAS COHESIVE COMMUNITIES	COLLABORATIVE LEADERSHIP	COMMUNITY DEVELOPMENT	SOCIAL WELL-BEING
1891	NORTHLAND REGIONAL COUNCIL	NORTHLAND RETAINS AND ENHANCES ITSREGIONAL IDENTITY	QUALITY OF LIFE	QUALITY OF LIFE	SOCIAL WELL-BEING
1892	NORTHLAND REGIONAL COUNCIL	NORTHLAND RETAINS AND ENHANCES ITSREGIONAL IDENTITY	MÄORI LANGUAGE SPEAKERS	POPULATION/ETHNICITY/DEMOGRAPHICS	DEMOGRAPHICS
1893	NORTHLAND REGIONAL COUNCIL	NORTHLAND RETAINS AND ENHANCES ITSREGIONAL IDENTITY	LANGUAGE RETENTION	POPULATION/ETHNICITY/DEMOGRAPHICS	DEMOGRAPHICS

Appendix A: List of Community Well-beings Outcomes and Measures by Councils

S.NO.	COUNCIL	OUTCOME	MEASURES	MEASURES BROAD GROUP	WELL-BEINGS
1894	NORTHLAND REGIONAL COUNCIL	NORTHLAND RETAINS AND ENHANCES ITS REGIONAL IDENTITY	VOTER TURN OUT	ELECTIONS/VOTER TURNOUT	SOCIAL WELL-BEING
1895	NORTHLAND REGIONAL COUNCIL	NORTHLAND RETAINS AND ENHANCES ITS REGIONAL IDENTITY	REGIONAL IDENTITY	COMMUNITY DEVELOPMENT	SOCIAL WELL-BEING
1896	NORTHLAND REGIONAL COUNCIL	NORTHLAND RETAINS AND ENHANCES ITS REGIONAL IDENTITY	REGIONAL PRIDE	COMMUNITY DEVELOPMENT	SOCIAL WELL-BEING
1897	NORTHLAND REGIONAL COUNCIL	NORTHLAND RESIDENTS HAVE ACCESS TO RECREATIONAL AND LEISURE OPPORTUNITIES	PARTICIPATION IN SPORT AND LEISURE ACTIVITIES	SPORTS	SOCIAL WELL-BEING
1898	NORTHLAND REGIONAL COUNCIL	NORTHLAND RESIDENTS HAVE ACCESS TO RECREATIONAL AND LEISURE OPPORTUNITIES	SATISFACTION WITH PARKS AND/OR RESERVES	PARKS/RESERVES/OPEN SPACES	ENVIRONMENTAL WELL-BEING
1899	NORTHLAND REGIONAL COUNCIL	NORTHLAND RESIDENTS HAVE ACCESS TO RECREATIONAL AND LEISURE OPPORTUNITIES	SATISFACTION WITH RECREATION AND LEISURE FACILITIES	RECREATIONAL FACILITIES	SOCIAL WELL-BEING
1900	NORTHLAND REGIONAL COUNCIL	NORTHLAND RESIDENTS HAVE ACCESS TO RECREATIONAL AND LEISURE OPPORTUNITIES	SATISFACTION WITH ACCESS TO THE NATURAL ENVIRONMENT	NATURAL FEATURES	ENVIRONMENTAL WELL-BEING
1901	OPOTIKI DISTRICT COUNCIL	DEVELOPMENT AND PROTECTION OF THE NATURAL ENVIRONMENT	HARBOUR ENTRANCE OPENED BY 2012	RIVER, LAKES, COASTAL AND GROUNDWATER	ENVIRONMENTAL WELL-BEING
1902	OPOTIKI DISTRICT COUNCIL	DEVELOPMENT AND PROTECTION OF THE NATURAL ENVIRONMENT	WATER QUALITY WITHIN ACCEPTABLE STANDARDS	RIVER, LAKES, COASTAL AND GROUNDWATER	ENVIRONMENTAL WELL-BEING
1903	OPOTIKI DISTRICT COUNCIL	DEVELOPMENT AND PROTECTION OF THE NATURAL ENVIRONMENT	GROSS DOMESTIC PRODUCT OF REGION	GROSS DOMESTIC PRODUCT (GDP)	ECONOMIC WELL-BEING
1904	OPOTIKI DISTRICT COUNCIL	SERVICES AND FACILITIES MEET OUR NEEDS	INCREASE IN SERVICES AND FACILITIES	COUNCIL FACILITIES	SOCIAL WELL-BEING
1905	OPOTIKI DISTRICT COUNCIL	SERVICES AND FACILITIES MEET OUR NEEDS	INDEX OF DEPRIVATION RANKING	DEPRIVATION INDEX	SOCIAL WELL-BEING
1906	OPOTIKI DISTRICT COUNCIL	SERVICES AND FACILITIES MEET OUR NEEDS	COMMUNITY SURVEY	COMMUNITY DEVELOPMENT	SOCIAL WELL-BEING
1907	OPOTIKI DISTRICT COUNCIL	FAIR AND EFFICIENT LEADERSHIP	SURVEY OF PUBLIC SATISFACTION WITH ELECTED REPRESENTATIVES	ELECTED MEMBERS	SOCIAL WELL-BEING
1908	OPOTIKI DISTRICT COUNCIL	FAIR AND EFFICIENT LEADERSHIP	COUNCILLOR ATTENDANCE AT PUBLIC MEETINGS AND HUI	ELECTED MEMBERS	SOCIAL WELL-BEING
1909	OPOTIKI DISTRICT COUNCIL	A STRONG AND DISTINCTIVE COMMUNITY SPIRIT	NUMBER OF COMMUNITY EVENTS EACH YEAR	ARTS/CULTURE/MUSEUM/EVENTS	CULTURAL WELL-BEING
1910	OPOTIKI DISTRICT COUNCIL	A STRONG AND DISTINCTIVE COMMUNITY SPIRIT	COMMUNITY CONTRIBUTION AWARDS HELD EVERY	COMMUNITY DEVELOPMENT	SOCIAL WELL-BEING
1911	OPOTIKI DISTRICT COUNCIL	PURPOSEFUL WORK AND LEARNING OPPORTUNITIES	LABOUR FORCE PARTICIPATION	LEVEL OF EMPLOYMENT AND BUSINESSES	ECONOMIC WELL-BEING
1912	OPOTIKI DISTRICT COUNCIL	PURPOSEFUL WORK AND LEARNING OPPORTUNITIES	QUALIFICATION LEVELS	QUALIFICATION/SCHOOL	SOCIAL WELL-BEING
1913	OPOTIKI DISTRICT COUNCIL	DEVELOPMENT SUPPORTS THE COMMUNITY	VISITOR NUMBERS	TOURISM	ECONOMIC WELL-BEING
1914	OPOTIKI DISTRICT COUNCIL	DEVELOPMENT SUPPORTS THE COMMUNITY	NUMBER OF BUSINESSES	NUMBER OF BUSINESSES	ECONOMIC WELL-BEING
1915	OPOTIKI DISTRICT COUNCIL	HISTORY AND CULTURE IS TREASURED	NUMBER OF COMMUNITY EVENTS	ARTS/CULTURE/MUSEUM/EVENTS	CULTURAL WELL-BEING
1916	OPOTIKI DISTRICT COUNCIL	HISTORY AND CULTURE IS TREASURED	NUMBER OF PROTECTED BUILDINGS AND SITES	PLANNING/BUILDING CONSENTS	ECONOMIC WELL-BEING

Appendix A: List of Community Well-beings Outcomes and Measures by Councils

S.NO.	COUNCIL	OUTCOME	MEASURES	MEASURES BROAD GROUP	WELL-BEINGS
1917	OTAGO REGIONAL COUNCIL	SUSTAINABLE USE OF RESOURCES FOR PROSPERITY IN OTAGO	WASTE STRATEGY PROVISIONS AND WASTE MINIMISATION DATA	RECYCLING/GREEN WASTE	ENVIRONMENTAL WELL-BEING
1918	OTAGO REGIONAL COUNCIL	SUSTAINABLE USE OF RESOURCES FOR PROSPERITY IN OTAGO	PLAN PROVISIONS FOR LAND, WATER AND AIR USE	RIVER, LAKES, COASTAL AND GROUNDWATER	ENVIRONMENTAL WELL-BEING
1919	OTAGO REGIONAL COUNCIL	SUSTAINABLE USE OF RESOURCES FOR PROSPERITY IN OTAGO	NUMBERS OF CONSENTS FOR DISCHARGES TO WATER, LAND AND AIR, MINING AND LAND USE	RIVER, LAKES, COASTAL AND GROUNDWATER	ENVIRONMENTAL WELL-BEING
1920	OTAGO REGIONAL COUNCIL	SUSTAINABLE USE OF RESOURCES FOR PROSPERITY IN OTAGO	ALLOCATION OF WATER, PRESERVING RIVER FLOWS, WATER QUALITY, HARVESTED VALUES AND CAPACITY	RIVER, LAKES, COASTAL AND GROUNDWATER	ENVIRONMENTAL WELL-BEING
1921	OTAGO REGIONAL COUNCIL	SUSTAINABLE USE OF RESOURCES FOR PROSPERITY IN OTAGO	DISTRICT PLAN PROVISIONS	PLANNING/BUILDING CONSENTS	ECONOMIC WELL-BEING
1922	OTAGO REGIONAL COUNCIL	SUSTAINABLE USE OF RESOURCES FOR PROSPERITY IN OTAGO	STATISTICAL MEASURES FROM STATISTICS NEW ZEALAND	POPULATION/ETHNICITY/DEMOGRAPHICS	DEMOGRAPHICS
1923	OTAGO REGIONAL COUNCIL	SUSTAINABLE USE OF RESOURCES FOR PROSPERITY IN OTAGO	BUSINESS INVESTMENT /CONSTRUCTION MOVEMENTS	BUSINESS CONFIDENCE	ECONOMIC WELL-BEING
1924	OTAGO REGIONAL COUNCIL	SUSTAINABLE USE OF RESOURCES FOR PROSPERITY IN OTAGO	REGIONAL PROMOTIONS	ARTS/CULTURE/MUSEUM/EVENTS	CULTURAL WELL-BEING
1925	OTAGO REGIONAL COUNCIL	SUSTAINABLE USE OF RESOURCES FOR PROSPERITY IN OTAGO	INCENTIVE SCHEMES	ECONOMIC ACTIVITY	ECONOMIC WELL-BEING
1926	OTAGO REGIONAL COUNCIL	SUSTAINABLE USE OF RESOURCES FOR PROSPERITY IN OTAGO	LEVEL OF COMMUNITY DISEASES	HEALTH/HEALTH SERVICES	SOCIAL WELL-BEING
1927	OTAGO REGIONAL COUNCIL	SUSTAINABLE USE OF RESOURCES FOR PROSPERITY IN OTAGO	WASTE TO LANDFILL LEVELS	WASTE TO LANDFILL	ENVIRONMENTAL WELL-BEING
1928	OTAGO REGIONAL COUNCIL	SUSTAINABLE USE OF RESOURCES FOR PROSPERITY IN OTAGO	TRANSPORT STATISTICS ON CRASH DATA	TRANSPORT	ECONOMIC WELL-BEING
1929	OTAGO REGIONAL COUNCIL	SUSTAINABLE USE OF RESOURCES FOR PROSPERITY IN OTAGO	PROTECTED AREAS OF BIODIVERSITY, RESERVES, COVENANTS, COASTAL, ALPINE, WETLAND AND FORESTS	PARKS/RESERVES/OPEN SPACES	ENVIRONMENTAL WELL-BEING
1930	OTAGO REGIONAL COUNCIL	SUSTAINABLE USE OF RESOURCES FOR PROSPERITY IN OTAGO	PEST MANAGEMENT STRATEGY PROVISIONS	PEST CONTROL	ENVIRONMENTAL WELL-BEING
1931	OTAGO REGIONAL COUNCIL	DIVERSE LANDSCAPES THAT SAY OTAGO	PLAN PROVISIONS FOR LAND AND WATER USE	RIVER, LAKES, COASTAL AND GROUNDWATER	ENVIRONMENTAL WELL-BEING
1932	OTAGO REGIONAL COUNCIL	DIVERSE LANDSCAPES THAT SAY OTAGO	PEST MANAGEMENT STRATEGY PROVISIONS	PEST CONTROL	ENVIRONMENTAL WELL-BEING
1933	OTAGO REGIONAL COUNCIL	DIVERSE LANDSCAPES THAT SAY OTAGO	CONSENTS AND CONDITIONS THAT LIMIT IMPACTS ON LANDSCAPES	PLANNING/BUILDING CONSENTS	ECONOMIC WELL-BEING
1934	OTAGO REGIONAL COUNCIL	DIVERSE LANDSCAPES THAT SAY OTAGO	PLAN PROVISIONS CONTROLLING ALTERNATIVE LAND USE	PLANNING/BUILDING CONSENTS	ECONOMIC WELL-BEING
1935	OTAGO REGIONAL COUNCIL	DIVERSE LANDSCAPES THAT SAY OTAGO	PROVISION OF INFORMATION ON GROWOTAGO AND SOILS DATABASE	SOIL QUALITY	ENVIRONMENTAL WELL-BEING
1936	OTAGO REGIONAL COUNCIL	EASY AND EFFICIENT WAYS TO GET AROUND OTAGO	FACILITIES PROVIDED	COUNCIL FACILITIES	SOCIAL WELL-BEING
1937	OTAGO REGIONAL COUNCIL	EASY AND EFFICIENT WAYS TO GET AROUND OTAGO	FREQUENCY OF SERVICES	TRANSPORT	ECONOMIC WELL-BEING
1938	OTAGO REGIONAL COUNCIL	EASY AND EFFICIENT WAYS TO GET AROUND OTAGO	FACILITIES PROVIDED	COUNCIL FACILITIES	SOCIAL WELL-BEING
1939	OTAGO REGIONAL COUNCIL	EASY AND EFFICIENT WAYS TO GET AROUND OTAGO	FREQUENCY OF SERVICES	TRANSPORT	ECONOMIC WELL-BEING
1940	OTAGO REGIONAL COUNCIL	EASY AND EFFICIENT WAYS TO GET AROUND OTAGO	FACILITIES PROVIDED	COUNCIL FACILITIES	SOCIAL WELL-BEING

Appendix A: List of Community Well-beings Outcomes and Measures by Councils

S.NO.	COUNCIL	OUTCOME	MEASURES	MEASURES BROAD GROUP	WELL-BEINGS
1941	OTAGO REGIONAL COUNCIL	EASY AND EFFICIENT WAYS TO GET AROUND OTAGO	FREQUENCY OF SERVICES	TRANSPORT	ECONOMIC WELL-BEING
1942	OTAGO REGIONAL COUNCIL	EASY AND EFFICIENT WAYS TO GET AROUND OTAGO	PARTICIPATION SURVEYS	SOCIAL CONNECTION	SOCIAL WELL-BEING
1943	OTAGO REGIONAL COUNCIL	EASY AND EFFICIENT WAYS TO GET AROUND OTAGO	PATRONAGE LEVELS	ARTS/CULTURE/MUSEUM/EVENTS	CULTURAL WELL-BEING
1944	OTAGO REGIONAL COUNCIL	EASY AND EFFICIENT WAYS TO GET AROUND OTAGO	TOTAL MOBILITY MEMBERSHIP	TRANSPORT	ECONOMIC WELL-BEING
1945	OTAGO REGIONAL COUNCIL	EASY AND EFFICIENT WAYS TO GET AROUND OTAGO	PARTICIPATION SURVEYS	SOCIAL CONNECTION	SOCIAL WELL-BEING
1946	OTAGO REGIONAL COUNCIL	EASY AND EFFICIENT WAYS TO GET AROUND OTAGO	NUMBER OF WALKWAYS AND CYCLEWAYS	FOOTPATH/WALKING/CYCLING	ECONOMIC WELL-BEING
1947	OTAGO REGIONAL COUNCIL	PEOPLE LIVING WELL IN HEALTHY OTAGO COMMUNITIES	EMPLOYMENT STATISTICS	LEVEL OF EMPLOYMENT AND BUSINESSES	ECONOMIC WELL-BEING
1948	OTAGO REGIONAL COUNCIL	PEOPLE LIVING WELL IN HEALTHY OTAGO COMMUNITIES	PARTICIPATION RATES IN CLUBS AND SOCIETIES	SOCIAL CONNECTION	SOCIAL WELL-BEING
1949	OTAGO REGIONAL COUNCIL	PEOPLE LIVING WELL IN HEALTHY OTAGO COMMUNITIES	HOUSE STOCK SURVEYS	HOUSE AFFORDABILITY	ECONOMIC WELL-BEING
1950	OTAGO REGIONAL COUNCIL	PEOPLE LIVING WELL IN HEALTHY OTAGO COMMUNITIES	CLEAN DRINKING WATER	DRINKING WATER	ENVIRONMENTAL WELL-BEING
1951	OTAGO REGIONAL COUNCIL	PEOPLE LIVING WELL IN HEALTHY OTAGO COMMUNITIES	CLEAN AIR	AIR QUALITY	ENVIRONMENTAL WELL-BEING
1952	OTAGO REGIONAL COUNCIL	PEOPLE LIVING WELL IN HEALTHY OTAGO COMMUNITIES	RECREATIONAL FACILITIES, EDUCATION, HEALTH AND INFRASTRUCTURE	HEALTH/HEALTH SERVICES	SOCIAL WELL-BEING
1953	OTAGO REGIONAL COUNCIL	PEOPLE LIVING WELL IN HEALTHY OTAGO COMMUNITIES	EDUCATION ABOUT ALCOHOL, DRUGS, DIET AND EXERCISE	PHYSICAL ACTIVITY	SOCIAL WELL-BEING
1954	OTAGO REGIONAL COUNCIL	PEOPLE LIVING WELL IN HEALTHY OTAGO COMMUNITIES	INCIDENCE OF DIETARY DISEASES	HEALTH/HEALTH SERVICES	SOCIAL WELL-BEING
1955	OTAGO REGIONAL COUNCIL	ENSURING COMMUNITY SAFETY THROUGH MANAGING NATURAL HAZARDS	NUMBER OF CULTURAL EVENTS	ARTS/CULTURE/MUSEUM/EVENTS	CULTURAL WELL-BEING
1956	OTAGO REGIONAL COUNCIL	ENSURING COMMUNITY SAFETY THROUGH MANAGING NATURAL HAZARDS	COMMON ANNIVERSARY DAY CELEBRATION	COMMUNITY DEVELOPMENT	SOCIAL WELL-BEING
1957	OTAGO REGIONAL COUNCIL	ENSURING COMMUNITY SAFETY THROUGH MANAGING NATURAL HAZARDS	PERSONAL CRIME STATISTICS	CRIME/SAFETY	SOCIAL WELL-BEING
1958	OTAGO REGIONAL COUNCIL	ENSURING COMMUNITY SAFETY THROUGH MANAGING NATURAL HAZARDS	EMERGENCY TREATMENT STATISTICS	HOSPITALISATIONS	ECONOMIC WELL-BEING
1959	OTAGO REGIONAL COUNCIL	ENSURING COMMUNITY SAFETY THROUGH MANAGING NATURAL HAZARDS	VOTING/ELECTION TURN-OUT	ELECTIONS/VOTER TURNOUT	SOCIAL WELL-BEING
1960	OTAGO REGIONAL COUNCIL	ENSURING COMMUNITY SAFETY THROUGH MANAGING NATURAL HAZARDS	CONSULTATION PARTICIPATION	DECISION MAKING/CONSULTATION	SOCIAL WELL-BEING
1961	OTAGO REGIONAL COUNCIL	OTAGO VALUES ITS HERITAGE	FILM,TAPE, CD RECORDS	ECONOMIC ACTIVITY	ECONOMIC WELL-BEING
1962	OTAGO REGIONAL COUNCIL	OTAGO VALUES ITS HERITAGE	WALKS AND TALKS	FOOTPATH/WALKING/CYCLING	ECONOMIC WELL-BEING
1963	OTAGO REGIONAL COUNCIL	OTAGO VALUES ITS HERITAGE	LISTS OF RETAINED FEATURES AND DESCRIPTIONS	NATURAL FEATURES	ENVIRONMENTAL WELL-BEING

Appendix A: List of Community Well-beings Outcomes and Measures by Councils

S.NO.	COUNCIL	OUTCOME	MEASURES	MEASURES BROAD GROUP	WELL-BEINGS
1964	OTAGO REGIONAL COUNCIL	OTAGO VALUES ITS HERITAGE	PLAN PROVISIONS FOR HERITAGE PROTECTION	HERITAGE/HISTORIC	CULTURAL WELL-BEING
1965	OTAGO REGIONAL COUNCIL	OTAGO VALUES ITS HERITAGE	ARCHAEOLOGICAL RECORDS	HERITAGE/HISTORIC	CULTURAL WELL-BEING
1966	OTAGO REGIONAL COUNCIL	OTAGO VALUES ITS HERITAGE	REGIONAL STRATEGY FOR HERITAGE MANAGEMENT	HERITAGE/HISTORIC	CULTURAL WELL-BEING
1967	OTAGO REGIONAL COUNCIL	KNOWLEDGE AND LEARNING FOR PROSPERITY IN OTAGO	WATER AND AIR STANDARDS	RIVER, LAKES, COASTAL AND GROUNDWATER	ENVIRONMENTAL WELL-BEING
1968	OTAGO REGIONAL COUNCIL	KNOWLEDGE AND LEARNING FOR PROSPERITY IN OTAGO	SOIL CONTAMINATION LEVELS	SOIL QUALITY	ENVIRONMENTAL WELL-BEING
1969	OTAGO REGIONAL COUNCIL	KNOWLEDGE AND LEARNING FOR PROSPERITY IN OTAGO	ENDANGERED SPECIES	ENVIRONMENT/ENVIRONMENTAL ATTITUDES	ENVIRONMENTAL WELL-BEING
1970	OTAGO REGIONAL COUNCIL	KNOWLEDGE AND LEARNING FOR PROSPERITY IN OTAGO	SPECIES DIVERSITY	NATURAL FEATURES	ENVIRONMENTAL WELL-BEING
1971	OTAGO REGIONAL COUNCIL	KNOWLEDGE AND LEARNING FOR PROSPERITY IN OTAGO	ALLOCATION OF WATER, PRESERVING RIVER FLOWS AND WATER QUALITY, AND PROMOTING HARVESTED VALUES	RIVER, LAKES, COASTAL AND GROUNDWATER	ENVIRONMENTAL WELL-BEING
1972	OTAGO REGIONAL COUNCIL	KNOWLEDGE AND LEARNING FOR PROSPERITY IN OTAGO	LEVEL OF SOLID WASTE BEING DISCHARGED TO LAND	WASTE TO LANDFILL	ENVIRONMENTAL WELL-BEING
1973	OTAGO REGIONAL COUNCIL	KNOWLEDGE AND LEARNING FOR PROSPERITY IN OTAGO	ENERGY PLANS, EFFICIENCIES AND ALTERNATIVES	ENERGY USAGE	ENVIRONMENTAL WELL-BEING
1974	OTAGO REGIONAL COUNCIL	KNOWLEDGE AND LEARNING FOR PROSPERITY IN OTAGO	INVESTMENT IN LOCAL RESEARCH	COUNCIL OPERATIONS	ECONOMIC WELL-BEING
1975	OTAGO REGIONAL COUNCIL	KNOWLEDGE AND LEARNING FOR PROSPERITY IN OTAGO	PROVISION OF DATA AND INFORMATION VIA WEB, BROCHURE AND SEMINARS	COMMUNITY DEVELOPMENT	SOCIAL WELL-BEING
1976	OTAGO REGIONAL COUNCIL	KNOWLEDGE AND LEARNING FOR PROSPERITY IN OTAGO	AVAILABILITY OF COMMUNICATION TOOLS AND INFRASTRUCTURE	PHONE/MOBILE/INTERNET	ECONOMIC WELL-BEING
1977	OTAGO REGIONAL COUNCIL	KNOWLEDGE AND LEARNING FOR PROSPERITY IN OTAGO	BROCHURES, REPORTS, WORKSHOPS AND FIELD DAYS	ARTS/CULTURE/MUSEUM/EVENTS	CULTURAL WELL-BEING
1978	OTAGO REGIONAL COUNCIL	KNOWLEDGE AND LEARNING FOR PROSPERITY IN OTAGO	STATISTICAL MEASURES FROM COMPANIES OFFICE AND STATISTICS NEW ZEALAND	POPULATION/ETHNICITY/DEMOGRAPHICS	DEMOGRAPHICS
1979	OTAGO REGIONAL COUNCIL	KNOWLEDGE AND LEARNING FOR PROSPERITY IN OTAGO	EMPLOYMENT AGENCIES	LEVEL OF EMPLOYMENT AND BUSINESSES	ECONOMIC WELL-BEING
1980	OTOROHANGA DISTRICT COUNCIL	OTOROHANGA IS A SAFE PLACE TO LIVE	PERCENTAGE OF RESIDENTS AND NON-RESIDENT RATEPAYERS SATISFIED WITH DISTRICT FOOTPATHS	FOOTPATH/WALKING/CYCLING	ECONOMIC WELL-BEING
1981	OTOROHANGA DISTRICT COUNCIL	OTOROHANGA IS A SAFE PLACE TO LIVE	NUMBER OF REPORTED PEDESTRIAN ACCIDENTS ON FOOTPATHS	ROAD ACCIDENTS/INJURIES	ECONOMIC WELL-BEING
1982	OTOROHANGA DISTRICT COUNCIL	OTOROHANGA IS A SAFE PLACE TO LIVE	NUMBER OF REPORTING PEDESTRIAN AND VEHICULAR ROAD SAFETY ACCIDENTS ON MAIN STREET	ROAD ACCIDENTS/INJURIES	ECONOMIC WELL-BEING
1983	OTOROHANGA DISTRICT COUNCIL	OTOROHANGA IS A SAFE PLACE TO LIVE	INCIDENCE OF REPORTED CRIME WITHIN THE DISTRICT	CRIME/SAFETY	SOCIAL WELL-BEING
1984	OTOROHANGA DISTRICT COUNCIL	OTOROHANGA IS A SAFE PLACE TO LIVE	PERCENTAGE OF RESIDENTS PERCEPTION OF SAFETY WITHIN THE OTOROHANGA DISTRICT	CRIME/SAFETY	SOCIAL WELL-BEING
1985	OTOROHANGA DISTRICT COUNCIL	OTOROHANGA IS A SAFE PLACE TO LIVE	NUMBER OF DRUG RELATED ARRESTS IN OTOROHANGA	CRIME/SAFETY	SOCIAL WELL-BEING
1986	OTOROHANGA DISTRICT COUNCIL	OTOROHANGA IS A SAFE PLACE TO LIVE	COMMUNITY AWARENESS OF ANTI-DRUG CAMPAIGNS	COMMUNITY DEVELOPMENT	SOCIAL WELL-BEING
1987	OTOROHANGA DISTRICT COUNCIL	OTOROHANGA IS A SAFE PLACE TO LIVE	PERCENTAGE OF DISTRICT HOUSEHOLDS WITH A CIVIL DEFENCE EMERGENCY SURVIVAL KIT	NATURAL DISASTER/RESILIENCE	ENVIRONMENTAL WELL-BEING
1988	OTOROHANGA DISTRICT COUNCIL	OTOROHANGA IS A SAFE PLACE TO LIVE	SURVEY OF RURAL COMMUNITIES AWARENESS OF CIVIL DEFENCE PROCEDURES, EG: LOCAL GATHERING POINTS	NATURAL DISASTER/RESILIENCE	ENVIRONMENTAL WELL-BEING

Appendix A: List of Community Well-beings Outcomes and Measures by Councils

S.NO.	COUNCIL	OUTCOME	MEASURES	MEASURES BROAD GROUP	WELL-BEINGS
1989	OTOROHANGA DISTRICT COUNCIL	ENSURE SERVICES AND FACILITIES MEET THE NEEDS OF THE COMMUNITY	SURVEY OF RESIDENTS PERCEPTION OF ACCESSIBILITY TO SERVICES	COUNCIL FACILITIES	SOCIAL WELL-BEING
1990	OTOROHANGA DISTRICT COUNCIL	ENSURE SERVICES AND FACILITIES MEET THE NEEDS OF THE COMMUNITY	AVERAGE HOUSE PRICES COMPARED TO NATIONAL AVERAGE INCOME	HOUSE AFFORDABILITY	ECONOMIC WELL-BEING
1991	OTOROHANGA DISTRICT COUNCIL	ENSURE SERVICES AND FACILITIES MEET THE NEEDS OF THE COMMUNITY	PERCENTAGE OF RESIDENTS AND NON-RESIDENT RATEPAYERS SATISFIED WITH DISTRICT PARKS AND RESERVES	PARKS/RESERVES/OPEN SPACES	ENVIRONMENTAL WELL-BEING
1992	OTOROHANGA DISTRICT COUNCIL	ENSURE SERVICES AND FACILITIES MEET THE NEEDS OF THE COMMUNITY	NUMBER OF SIGNIFICANT BEAUTIFICATION PROJECTS PER YEAR CARRIED OUT ON PUBLIC LAND	ENVIRONMENT/ENVIRONMENTAL ATTITUDES	ENVIRONMENTAL WELL-BEING
1993	OTOROHANGA DISTRICT COUNCIL	ENSURE SERVICES AND FACILITIES MEET THE NEEDS OF THE COMMUNITY	PUBLIC PERCEPTION OF BOATING FACILITIES	COUNCIL FACILITIES	SOCIAL WELL-BEING
1994	OTOROHANGA DISTRICT COUNCIL	ENSURE SERVICES AND FACILITIES MEET THE NEEDS OF THE COMMUNITY	PERCENTAGE OF KAWHIA RESIDENTS SATISFIED WITH THE ACCESSIBILITY OF HEALTH SERVICES	HEALTH/HEALTH SERVICES	SOCIAL WELL-BEING
1995	OTOROHANGA DISTRICT COUNCIL	ENSURE SERVICES AND FACILITIES MEET THE NEEDS OF THE COMMUNITY	TOTAL NUMBER OF ROAD TRAFFIC CRASHES RESULTING IN INJURY WITHIN THE DISTRICT PER YEAR	ROAD ACCIDENTS/INJURIES	ECONOMIC WELL-BEING
1996	OTOROHANGA DISTRICT COUNCIL	ENSURE SERVICES AND FACILITIES MEET THE NEEDS OF THE COMMUNITY	ANNUAL EXPENDITURE ON SAFETY RELATED IMPROVEMENTS TO THE ROADING NETWORK	TRANSPORT	ECONOMIC WELL-BEING
1997	OTOROHANGA DISTRICT COUNCIL	ENSURE SERVICES AND FACILITIES MEET THE NEEDS OF THE COMMUNITY	SURVEY OF SATISFACTION OF RURAL RESIDENTS WITH COUNCIL FACILITIES AND SERVICES	DECISION MAKING/CONSULTATION	SOCIAL WELL-BEING
1998	OTOROHANGA DISTRICT COUNCIL	ENSURE SERVICES AND FACILITIES MEET THE NEEDS OF THE COMMUNITY	ERO REPORT ON DISTRICT SCHOOLS	QUALIFICATION/SCHOOL	SOCIAL WELL-BEING
1999	OTOROHANGA DISTRICT COUNCIL	ENSURE SERVICES AND FACILITIES MEET THE NEEDS OF THE COMMUNITY	PERCENTAGE OF HOUSEHOLDS IN OWNER OCCUPIED PRIVATE DWELLINGS	POPULATION/ETHNICITY/DEMOGRAPHICS	DEMOGRAPHICS
2000	OTOROHANGA DISTRICT COUNCIL	ENSURE SERVICES AND FACILITIES MEET THE NEEDS OF THE COMMUNITY	PERCENTAGE OF HOUSEHOLDS IN RENTAL ACCOMMODATION	POPULATION/ETHNICITY/DEMOGRAPHICS	DEMOGRAPHICS
2001	OTOROHANGA DISTRICT COUNCIL	ENSURE SERVICES AND FACILITIES MEET THE NEEDS OF THE COMMUNITY	NUMBER OF NEW DWELLINGS BUILT WITHIN THE DISTRICT	PLANNING/BUILDING CONSENTS	ECONOMIC WELL-BEING
2002	OTOROHANGA DISTRICT COUNCIL	ENSURE SERVICES AND FACILITIES MEET THE NEEDS OF THE COMMUNITY	AVERAGE RENT IN OTOROHANGA AS A PROPORTION OF NATIONAL SUPERANNUATION	HOUSE AFFORDABILITY	ECONOMIC WELL-BEING
2003	OTOROHANGA DISTRICT COUNCIL	ENSURE SERVICES AND FACILITIES MEET THE NEEDS OF THE COMMUNITY	OCCUPANCY RATE IN HOUSING FOR THE ELDERLY FACILITIES	ELDERLY PEOPLE	ECONOMIC WELL-BEING
2004	OTOROHANGA DISTRICT COUNCIL	ENSURE SERVICES AND FACILITIES MEET THE NEEDS OF THE COMMUNITY	NUMBER OF STUDENTS ENROLLED IN WINTECS OTOROHANGA CAMPUS	QUALIFICATION/SCHOOL	SOCIAL WELL-BEING

Appendix A: List of Community Well-beings Outcomes and Measures by Councils

S.NO.	COUNCIL	OUTCOME	MEASURES	MEASURES BROAD GROUP	WELL-BEINGS
2005	OTOROHANGA DISTRICT COUNCIL	ENSURE SERVICES AND FACILITIES MEET THE NEEDS OF THE COMMUNITY	NUMBER OF BOOK ISSUES PER YEAR AT DISTRICT LIBRARIES	LIBRARY	SOCIAL WELL-BEING
2006	OTOROHANGA DISTRICT COUNCIL	ENSURE SERVICES AND FACILITIES MEET THE NEEDS OF THE COMMUNITY	PROPORTION OF RESIDENTS WITH TERTIARY QUALIFICATIONS	TERTIARY QUALIFICATION	SOCIAL WELL-BEING
2007	OTOROHANGA DISTRICT COUNCIL	ENSURE SERVICES AND FACILITIES MEET THE NEEDS OF THE COMMUNITY	PATRONAGE RATE AT OTOROHANGA SWIMMING POOL	COUNCIL FACILITIES	SOCIAL WELL-BEING
2008	OTOROHANGA DISTRICT COUNCIL	ENSURE SERVICES AND FACILITIES MEET THE NEEDS OF THE COMMUNITY	SURVEY OF YOUTH SATISFACTION WITH YOUTH FOCUSED SERVICES	YOUTH	SOCIAL WELL-BEING
2009	OTOROHANGA DISTRICT COUNCIL	ENSURE SERVICES AND FACILITIES MEET THE NEEDS OF THE COMMUNITY	PATRONAGE RATE AT OTOROHANGA HARVEST CENTRE	ARTS/CULTURE/MUSEUM/EVENTS	CULTURAL WELL-BEING
2010	OTOROHANGA DISTRICT COUNCIL	ENSURE SERVICES AND FACILITIES MEET THE NEEDS OF THE COMMUNITY	NUMBER OF ESSENTIAL SERVICE OPERATIONS OR AGENCY OFFICES LOCATED WITHIN THE DISTRICT	COMMUNITY DEVELOPMENT	SOCIAL WELL-BEING
2011	OTOROHANGA DISTRICT COUNCIL	ENSURE SERVICES AND FACILITIES MEET THE NEEDS OF THE COMMUNITY	NUMBER OF RESIDENTS IN THE DISTRICTS RURAL AREA	POPULATION/ETHNICITY/DEMOGRAPHICS	DEMOGRAPHICS
2012	OTOROHANGA DISTRICT COUNCIL	ENSURE SERVICES AND FACILITIES MEET THE NEEDS OF THE COMMUNITY	ANNUAL NUMBER OF DWELLINGS BUILT IN RURAL AREAS	PLANNING/BUILDING CONSENTS	ECONOMIC WELL-BEING
2013	OTOROHANGA DISTRICT COUNCIL	ENSURE SERVICES AND FACILITIES MEET THE NEEDS OF THE COMMUNITY	PERCENTAGE OF RESIDENTS SATISFIED WITH THEIR PROXIMITY TO RECREATIONAL FACILITIES THROUGHOUT THE DISTRICT	RECREATIONAL FACILITIES	SOCIAL WELL-BEING
2014	OTOROHANGA DISTRICT COUNCIL	ENSURE SERVICES AND FACILITIES MEET THE NEEDS OF THE COMMUNITY	NUMBER OF ACTIVE SPORTS CLUBS IN THE DISTRICT	SPORTS	SOCIAL WELL-BEING
2015	OTOROHANGA DISTRICT COUNCIL	ENSURE SERVICES AND FACILITIES MEET THE NEEDS OF THE COMMUNITY	ANNUAL NUMBER OF ANIMAL WELFARE INCIDENTS IN THE DISTRICT REPORTED TO SPCA	COUNCIL FACILITIES	SOCIAL WELL-BEING
2016	OTOROHANGA DISTRICT COUNCIL	PROVIDE FOR THE UNIQUE HISTORY AND CULTURE OF THE DISTRICT	NUMBER OF COMPLAINTS FROM TANGATA WHENUA REGARDING LACK OF RECOGNITION AND /OR CONSULTATION OF COUNCIL PROCESSES	DECISION MAKING/CONSULTATION	SOCIAL WELL-BEING
2017	OTOROHANGA DISTRICT COUNCIL	PROVIDE FOR THE UNIQUE HISTORY AND CULTURE OF THE DISTRICT	NUMBER OF CULTURAL EVENTS PER CAPITA ATTENDANCE AT CULTURAL EVENTS	ARTS/CULTURE/MUSEUM/EVENTS	CULTURAL WELL-BEING
2018	OTOROHANGA DISTRICT COUNCIL	PROVIDE FOR THE UNIQUE HISTORY AND CULTURE OF THE DISTRICT	NUMBER OF ARTS EVENTS HELD WITHIN THE DISTRICT	ARTS/CULTURE/MUSEUM/EVENTS	CULTURAL WELL-BEING
2019	OTOROHANGA DISTRICT COUNCIL	PROVIDE FOR THE UNIQUE HISTORY AND CULTURE OF THE DISTRICT	NUMBER OF CULTURAL EVENTS IN KAWHIA	ARTS/CULTURE/MUSEUM/EVENTS	CULTURAL WELL-BEING
2020	OTOROHANGA DISTRICT COUNCIL	PROVIDE FOR THE UNIQUE HISTORY AND CULTURE OF THE DISTRICT	PERCENTAGE OF NEW DWELLINGS BUILT IN KAWHIA COMMUNITY REQUIRING RESOURCE CONSENT	COMMUNITY DEVELOPMENT	SOCIAL WELL-BEING
2021	OTOROHANGA DISTRICT COUNCIL	PROVIDE FOR THE UNIQUE HISTORY AND CULTURE OF THE DISTRICT	NUMBER OF ARTS EVENTS HELD WITHIN THE DISTRICT	ARTS/CULTURE/MUSEUM/EVENTS	CULTURAL WELL-BEING
2022	OTOROHANGA DISTRICT COUNCIL	PROVIDE FOR THE UNIQUE HISTORY AND CULTURE OF THE DISTRICT	NUMBER OF NEW NZAA NZHPT SITES IDENTIFIED PER ANNUM	HERITAGE/HISTORIC	CULTURAL WELL-BEING

Appendix A: List of Community Well-beings Outcomes and Measures by Councils

S.NO.	COUNCIL	OUTCOME	MEASURES	MEASURES BROAD GROUP	WELL-BEINGS
2023	OTOROHANGA DISTRICT COUNCIL	PROVIDE FOR THE UNIQUE HISTORY AND CULTURE OF THE DISTRICT	NUMBER OF KNOWN SITES IMPACTED ON THROUGH DEVELOPMENT	PLANNING/BUILDING CONSENTS	ECONOMIC WELL-BEING
2024	OTOROHANGA DISTRICT COUNCIL	PROVIDE FOR THE UNIQUE HISTORY AND CULTURE OF THE DISTRICT	YOUTH SURVEY OF SATISFACTION OF AVAILABILITY TO COASTAL AND RURAL ENVIRONMENTS	ENVIRONMENT/ENVIRONMENTAL ATTITUDES	ENVIRONMENTAL WELL-BEING
2025	OTOROHANGA DISTRICT COUNCIL	PROVIDE FOR THE UNIQUE HISTORY AND CULTURE OF THE DISTRICT	NUMBER OF CULTURAL EVENTS PER CAPITA	ARTS/CULTURE/MUSEUM/EVENTS	CULTURAL WELL-BEING
2026	OTOROHANGA DISTRICT COUNCIL	PROMOTE THE ECONOMY AND OPPORTUNITIES FOR SUSTAINABLE ECONOMIC DEVELOPMENT	NUMBER OF VISITORS TO THE DISTRICT'S I-SITES PER YEAR	TOURISM	ECONOMIC WELL-BEING
2027	OTOROHANGA DISTRICT COUNCIL	PROMOTE THE ECONOMY AND OPPORTUNITIES FOR SUSTAINABLE ECONOMIC DEVELOPMENT	NUMBER OF ENVIRONMENTALLY FOCUSED TOURIST OPERATIONS WITHIN OUR DISTRICT	TOURISM	ECONOMIC WELL-BEING
2028	OTOROHANGA DISTRICT COUNCIL	PROMOTE THE ECONOMY AND OPPORTUNITIES FOR SUSTAINABLE ECONOMIC DEVELOPMENT	ANNUAL NUMBER OF VISITS TO OTOROHANGACONZ WEBSITE	TOURISM	ECONOMIC WELL-BEING
2029	OTOROHANGA DISTRICT COUNCIL	PROMOTE THE ECONOMY AND OPPORTUNITIES FOR SUSTAINABLE ECONOMIC DEVELOPMENT	NUMBER AND TYPES OF BUSINESSES IN THE DISTRICT	NUMBER OF BUSINESSES	ECONOMIC WELL-BEING
2030	OTOROHANGA DISTRICT COUNCIL	PROMOTE THE ECONOMY AND OPPORTUNITIES FOR SUSTAINABLE ECONOMIC DEVELOPMENT	ESTIMATED OCCUPANCY RATES OF COMMERCIAL PROPERTIES	LEVEL OF EMPLOYMENT AND BUSINESSES	ECONOMIC WELL-BEING
2031	OTOROHANGA DISTRICT COUNCIL	PROMOTE THE ECONOMY AND OPPORTUNITIES FOR SUSTAINABLE ECONOMIC DEVELOPMENT	NUMBER OF COMMERCIAL PROPERTY SALES PER ANNUM	LEVEL OF EMPLOYMENT AND BUSINESSES	ECONOMIC WELL-BEING
2032	OTOROHANGA DISTRICT COUNCIL	PROMOTE THE ECONOMY AND OPPORTUNITIES FOR SUSTAINABLE ECONOMIC DEVELOPMENT	NUMBER OF EVENTS PROMOTED BY THE OTOROHANGA BUSINESS ASSOCIATION	BUSINESS CONFIDENCE	ECONOMIC WELL-BEING
2033	OTOROHANGA DISTRICT COUNCIL	PROMOTE THE ECONOMY AND OPPORTUNITIES FOR SUSTAINABLE ECONOMIC DEVELOPMENT	THE DISTRICT UNEMPLOYMENT RATE	UNEMPLOYMENT	ECONOMIC WELL-BEING
2034	OTOROHANGA DISTRICT COUNCIL	PROMOTE THE ECONOMY AND OPPORTUNITIES FOR SUSTAINABLE ECONOMIC DEVELOPMENT	AVERAGE HOUSEHOLD INCOME LEVELS WITHIN THE DISTRICT	INCOME	ECONOMIC WELL-BEING
2035	OTOROHANGA DISTRICT COUNCIL	PROMOTE THE ECONOMY AND OPPORTUNITIES FOR SUSTAINABLE ECONOMIC DEVELOPMENT	NUMBER OF TOURIST OPERATIONS THAT FOCUS ON HISTORICAL HERITAGE	TOURISM	ECONOMIC WELL-BEING
2036	OTOROHANGA DISTRICT COUNCIL	PROMOTE THE ECONOMY AND OPPORTUNITIES FOR SUSTAINABLE ECONOMIC DEVELOPMENT	NUMBER OF BUSINESSES OPERATING IN KAWHIA	NUMBER OF BUSINESSES	ECONOMIC WELL-BEING
2037	OTOROHANGA DISTRICT COUNCIL	PROMOTE THE ECONOMY AND OPPORTUNITIES FOR SUSTAINABLE ECONOMIC DEVELOPMENT	UNEMPLOYMENT RATE IN KAWHIA	UNEMPLOYMENT	ECONOMIC WELL-BEING
2038	OTOROHANGA DISTRICT COUNCIL	PROMOTE THE ECONOMY AND OPPORTUNITIES FOR SUSTAINABLE ECONOMIC DEVELOPMENT	NUMBER AND DIVERSITY OF BUSINESSES	NUMBER OF BUSINESSES	ECONOMIC WELL-BEING
2039	OTOROHANGA DISTRICT COUNCIL	PROMOTE THE ECONOMY AND OPPORTUNITIES FOR SUSTAINABLE ECONOMIC DEVELOPMENT	OCCUPANCY RATE OF SUITABLE COMMERCIAL/ INDUSTRIAL LAND	LEVEL OF EMPLOYMENT AND BUSINESSES	ECONOMIC WELL-BEING

Appendix A: List of Community Well-beings Outcomes and Measures by Councils

S.NO.	COUNCIL	OUTCOME	MEASURES	MEASURES BROAD GROUP	WELL-BEINGS
2040	OTOROHANGA DISTRICT COUNCIL	PROMOTE THE ECONOMY AND OPPORTUNITIES FOR SUSTAINABLE ECONOMIC DEVELOPMENT	PERCENTAGE OF DISTRICT LAND USED FOR FARMING PURPOSES	AGRICULTURE/DAIRY	ECONOMIC WELL-BEING
2041	OTOROHANGA DISTRICT COUNCIL	PROMOTE THE ECONOMY AND OPPORTUNITIES FOR SUSTAINABLE ECONOMIC DEVELOPMENT	NUMBER OF RURAL FOCUSED BUSINESSES SUPPORTING THE FARMING SECTOR	BUSINESS CONFIDENCE	ECONOMIC WELL-BEING
2042	OTOROHANGA DISTRICT COUNCIL	PROMOTE THE ECONOMY AND OPPORTUNITIES FOR SUSTAINABLE ECONOMIC DEVELOPMENT	NUMBER AND TYPES OF NON-AGRICULTURAL RELATED BUSINESSES OPERATING WITHIN THE DISTRICT	NUMBER OF BUSINESSES	ECONOMIC WELL-BEING
2043	OTOROHANGA DISTRICT COUNCIL	PROMOTE THE ECONOMY AND OPPORTUNITIES FOR SUSTAINABLE ECONOMIC DEVELOPMENT	PERCENTAGE OF DISTRICT REVENUE FROM ALL NON-AGRICULTURAL RELATED ACTIVITIES	GROSS DOMESTIC PRODUCT (GDP)	ECONOMIC WELL-BEING
2044	OTOROHANGA DISTRICT COUNCIL	MANAGE THE NATURAL AND PHYSICAL ENVIRONMENT IN A SUSTAINABLE MANNER	RESIDENTS PERCEPTION OF WATER QUALITY OF THE DISTRICTS RIVERS AND STREAMS	RIVER, LAKES, COASTAL AND GROUNDWATER	ENVIRONMENTAL WELL-BEING
2045	OTOROHANGA DISTRICT COUNCIL	MANAGE THE NATURAL AND PHYSICAL ENVIRONMENT IN A SUSTAINABLE MANNER	WAIKATO REGIONAL INITIATIVES IN PLACE TO HELP PROTECT WATERWAYS	RIVER, LAKES, COASTAL AND GROUNDWATER	ENVIRONMENTAL WELL-BEING
2046	OTOROHANGA DISTRICT COUNCIL	MANAGE THE NATURAL AND PHYSICAL ENVIRONMENT IN A SUSTAINABLE MANNER	PERCENTAGE OF SAMPLES MEETING ENVIRONMENT WAIKATO GUIDELINES FOR EXCELLENT OR SATISFACTORY WATER QUALITY FOR ECOLOGICAL HEALTH AND FOR CONTACT RECREATION	RIVER, LAKES, COASTAL AND GROUNDWATER	ENVIRONMENTAL WELL-BEING
2047	OTOROHANGA DISTRICT COUNCIL	MANAGE THE NATURAL AND PHYSICAL ENVIRONMENT IN A SUSTAINABLE MANNER	NUMBER OF PARKS AND RESERVES	PARKS/RESERVES/OPEN SPACES	ENVIRONMENTAL WELL-BEING
2048	OTOROHANGA DISTRICT COUNCIL	MANAGE THE NATURAL AND PHYSICAL ENVIRONMENT IN A SUSTAINABLE MANNER	PERCENTAGE OF POPULATION WITH 10KMS OF A RESERVE	PARKS/RESERVES/OPEN SPACES	ENVIRONMENTAL WELL-BEING
2049	OTOROHANGA DISTRICT COUNCIL	MANAGE THE NATURAL AND PHYSICAL ENVIRONMENT IN A SUSTAINABLE MANNER	PERCENTAGE OF DISTRICT LAND IN RESERVE STATUS	PARKS/RESERVES/OPEN SPACES	ENVIRONMENTAL WELL-BEING
2050	OTOROHANGA DISTRICT COUNCIL	MANAGE THE NATURAL AND PHYSICAL ENVIRONMENT IN A SUSTAINABLE MANNER	WATER SUPPLIES MEET CURRENT LEGAL DRINKING WATER REQUIREMENTS	DRINKING WATER	ENVIRONMENTAL WELL-BEING
2051	OTOROHANGA DISTRICT COUNCIL	MANAGE THE NATURAL AND PHYSICAL ENVIRONMENT IN A SUSTAINABLE MANNER	PERCENTAGE OF DISTRICT LAND UNDER QE COVENANT	ENVIRONMENT/ENVIRONMENTAL ATTITUDES	ENVIRONMENTAL WELL-BEING
2052	OTOROHANGA DISTRICT COUNCIL	MANAGE THE NATURAL AND PHYSICAL ENVIRONMENT IN A SUSTAINABLE MANNER	AVERAGE KGS OF WASTE TO LANDFILL PER YEAR PER DISTRICT HOUSEHOLD	WASTE TO LANDFILL	ENVIRONMENTAL WELL-BEING
2053	OTOROHANGA DISTRICT COUNCIL	MANAGE THE NATURAL AND PHYSICAL ENVIRONMENT IN A SUSTAINABLE MANNER	NUMBER OF COMPLAINTS RECEIVED WHICH CONTRAVENE THE DISTRICT PLAN	PLANNING/BUILDING CONSENTS	ECONOMIC WELL-BEING
2054	OTOROHANGA DISTRICT COUNCIL	MANAGE THE NATURAL AND PHYSICAL ENVIRONMENT IN A SUSTAINABLE MANNER	AMOUNT OF INFRASTRUCTURE SPARE CAPACITY	PLANNING/BUILDING CONSENTS	ECONOMIC WELL-BEING
2055	OTOROHANGA DISTRICT COUNCIL	MANAGE THE NATURAL AND PHYSICAL ENVIRONMENT IN A SUSTAINABLE MANNER	NUMBER OF COMPLAINTS RECEIVED NUMBER OF INSTANCES OF NON-COMPLIANCE	COUNCIL OPERATIONS	ECONOMIC WELL-BEING

Appendix A: List of Community Well-beings Outcomes and Measures by Councils

S.NO.	COUNCIL	OUTCOME	MEASURES	MEASURES BROAD GROUP	WELL-BEINGS
2056	OTOROHANGA DISTRICT COUNCIL	MANAGE THE NATURAL AND PHYSICAL ENVIRONMENT IN A SUSTAINABLE MANNER	PERCENTAGE OF RATEPAYERS THAT BELIEVE LAND USE PRACTICES WITHIN THE DISTRICT ARE SUSTAINABLE	ENVIRONMENT/ENVIRONMENTAL ATTITUDES	ENVIRONMENTAL WELL-BEING
2057	OTOROHANGA DISTRICT COUNCIL	MANAGE THE NATURAL AND PHYSICAL ENVIRONMENT IN A SUSTAINABLE MANNER	PERCENTAGE OF RESIDENTS WHO BELIEVE THE DISTRICT DISPLAYS A CLEAN GREEN IMAGE	PARKS/RESERVES/OPEN SPACES	ENVIRONMENTAL WELL-BEING
2058	OTOROHANGA DISTRICT COUNCIL	FOSTER AN INVOLVED AND ENGAGED COMMUNITY	PERCENTAGE OF RESIDENTS SATISFIED WITH THE AMOUNT OF SUPPORT AVAILABLE TO THEMSELVES WITHIN THE COMMUNITY FROM NETWORKS AND AGENCIES	COMMUNITY DEVELOPMENT	SOCIAL WELL-BEING
2059	OTOROHANGA DISTRICT COUNCIL	FOSTER AN INVOLVED AND ENGAGED COMMUNITY	PERCENTAGE OF RESIDENTS AND NON-RESIDENT RATEPAYERS SATISFIED WITH OTOROHANGA DISTRICT COUNCIL CONSULTATION AND COMMUNITY INVOLVEMENT	COMMUNITY DEVELOPMENT	SOCIAL WELL-BEING
2060	OTOROHANGA DISTRICT COUNCIL	FOSTER AN INVOLVED AND ENGAGED COMMUNITY	NUMBER OF SUBMISSIONS RECEIVED TO KEY COUNCIL COMMUNITY/ PLANNING DOCUMENTS (E.G. OTOROHANGA DISTRICT COUNCIL TEN YEAR PLAN 2009-19)	COMMUNITY DEVELOPMENT	SOCIAL WELL-BEING
2061	OTOROHANGA DISTRICT COUNCIL	FOSTER AN INVOLVED AND ENGAGED COMMUNITY	AVERAGE KGS OF WASTE TO RECYCLING CENTRES PER YEAR PER DISTRICT HOUSEHOLD	RECYCLING/GREEN WASTE	ENVIRONMENTAL WELL-BEING
2062	OTOROHANGA DISTRICT COUNCIL	FOSTER AN INVOLVED AND ENGAGED COMMUNITY	NUMBER OF COMMUNITY ENVIRONMENTAL INITIATIVES UNDERTAKEN	ENVIRONMENT/ENVIRONMENTAL ATTITUDES	ENVIRONMENTAL WELL-BEING
2063	OTOROHANGA DISTRICT COUNCIL	PROTECT THE SPECIAL CHARACTER OF OUR HARBOURS AND THEIR CATCHMENTS	PERCENTAGE OF SAMPLES FROM KAWHIA AND AOTEA HARBOUR BATHING BEACHES THAT MET OR EXCEEDED GUIDELINES FOR EXCELLENT OR SATISFACTORY WATER QUALITY FOR CONTACT RECREATION	RIVER, LAKES, COASTAL AND GROUNDWATER	ENVIRONMENTAL WELL-BEING
2064	OTOROHANGA DISTRICT COUNCIL	PROTECT THE SPECIAL CHARACTER OF OUR HARBOURS AND THEIR CATCHMENTS	PERCENTAGE OF RESIDENTS SATISFIED WITH KAWHIA/ AOTEA HARBOUR RECREATIONAL BATHING MONITORING PROGRAM	RECREATIONAL FACILITIES	SOCIAL WELL-BEING
2065	OTOROHANGA DISTRICT COUNCIL	PROTECT THE SPECIAL CHARACTER OF OUR HARBOURS AND THEIR CATCHMENTS	RECREATIONAL BATHING MONITORING PROGRAM	RECREATIONAL FACILITIES	SOCIAL WELL-BEING
2066	OTOROHANGA DISTRICT COUNCIL	PROTECT THE SPECIAL CHARACTER OF OUR HARBOURS AND THEIR CATCHMENTS	PERCENTAGE OF CATCHMENTS RIPARIAN MARGINS THAT ARE PLANTED AND FENCED	ENVIRONMENT/ENVIRONMENTAL ATTITUDES	ENVIRONMENTAL WELL-BEING
2067	OTOROHANGA DISTRICT COUNCIL	PROTECT THE SPECIAL CHARACTER OF OUR HARBOURS AND THEIR CATCHMENTS	PERCENTAGE OF AREA COVERED THAT QUALIFIES FOR CLEAN STREAM FUNDING THROUGH ENVIRONMENT WAIKATO	ENVIRONMENT/ENVIRONMENTAL ATTITUDES	ENVIRONMENTAL WELL-BEING
2068	OTOROHANGA DISTRICT COUNCIL	PROTECT THE SPECIAL CHARACTER OF OUR HARBOURS AND THEIR CATCHMENTS	PERCENTAGE OF AREA COVERED THAT QUALIFIES FOR CLEAN STREAM FUNDING THROUGH ENVIRONMENT WAIKATO	ENVIRONMENT/ENVIRONMENTAL ATTITUDES	ENVIRONMENTAL WELL-BEING
2069	OTOROHANGA DISTRICT COUNCIL	PROTECT THE SPECIAL CHARACTER OF OUR HARBOURS AND THEIR CATCHMENTS	PERCENTAGE OF STREAM WATER SAMPLES MEETING STANDARDS AND GUIDELINES FOR SAFE SWIMMING AND ECOLOGICAL HEALTH	RIVER, LAKES, COASTAL AND GROUNDWATER	ENVIRONMENTAL WELL-BEING
2070	OTOROHANGA DISTRICT COUNCIL	PROTECT THE SPECIAL CHARACTER OF OUR HARBOURS AND THEIR CATCHMENTS	LEVEL OF SATISFACTION WITH THE WATER QUALITY LEVEL OF LOCAL RIVERS AND WATERWAYS	RIVER, LAKES, COASTAL AND GROUNDWATER	ENVIRONMENTAL WELL-BEING
2071	OTOROHANGA DISTRICT COUNCIL	PROTECT THE SPECIAL CHARACTER OF OUR HARBOURS AND THEIR CATCHMENTS	PERCENTAGE OF RESIDENTS SATISFIED THAT THE IMPACT FROM DEVELOPMENT ON THE KAWHIA AND AOTEA COASTLINE IS ADEQUATELY MANAGED AND MINIMISED	RIVER, LAKES, COASTAL AND GROUNDWATER	ENVIRONMENTAL WELL-BEING
2072	OTOROHANGA DISTRICT COUNCIL	RECOGNISE THE IMPORTANCE OF THE DISTRICTS RURAL CHARACTER	NUMBER OF RESOURCE CONSENTS FOR SUBDIVISIONS IN RURAL AREA	PLANNING/BUILDING CONSENTS	ECONOMIC WELL-BEING

Appendix A: List of Community Well-beings Outcomes and Measures by Councils

S.NO.	COUNCIL	OUTCOME	MEASURES	MEASURES BROAD GROUP	WELL-BEINGS
2073	OTOROHANGA DISTRICT COUNCIL	RECOGNISE THE IMPORTANCE OF THE DISTRICTS RURAL CHARACTER	NUMBER OF REVERSE SENSITIVITY TYPE COMPLAINTS RECEIVED IN THE RURAL AREA	PLANNING/BUILDING CONSENTS	ECONOMIC WELL-BEING
2074	OTOROHANGA DISTRICT COUNCIL	RECOGNISE THE IMPORTANCE OF THE DISTRICTS RURAL CHARACTER	PERCENTAGE OF DISTRICT LAND USED FOR FARMING PURPOSES	AGRICULTURE/DAIRY	ECONOMIC WELL-BEING
2075	OTOROHANGA DISTRICT COUNCIL	RECOGNISE THE IMPORTANCE OF THE DISTRICTS RURAL CHARACTER	NUMBER OF INSTANCES OF ILLEGAL DUMPING REPORTED IN THE RURAL AREA	WASTE TO LANDFILL	ENVIRONMENTAL WELL-BEING
2076	OTOROHANGA DISTRICT COUNCIL	RECOGNISE THE IMPORTANCE OF THE DISTRICTS RURAL CHARACTER	NUMBER OF SUBDIVISIONS IN RURAL AREA	PLANNING/BUILDING CONSENTS	ECONOMIC WELL-BEING
2077	OTOROHANGA DISTRICT COUNCIL	RECOGNISE THE IMPORTANCE OF THE DISTRICTS RURAL CHARACTER	PERCENTAGE OF DISTRICTS LAND UNDER QE COVENANT	ENVIRONMENT/ENVIRONMENTAL ATTITUDES	ENVIRONMENTAL WELL-BEING
2078	PALMERSTON NORTH CITY COUNCIL	PEOPLE HAVE LOTS OF FUN THINGS TO DO	SATISFACTION WITH RANGE OF LEISURE OPPORTUNITIES	QUALITY OF LIFE	SOCIAL WELL-BEING
2079	PALMERSTON NORTH CITY COUNCIL	PEOPLE HAVE LOTS OF FUN THINGS TO DO	NUMBER OF CLUBS	SOCIAL CONNECTION	SOCIAL WELL-BEING
2080	PALMERSTON NORTH CITY COUNCIL	PEOPLE FEEL SAFE	CRIME FIGURES	CRIME/SAFETY	SOCIAL WELL-BEING
2081	PALMERSTON NORTH CITY COUNCIL	PEOPLE FEEL SAFE	ROAD ACCIDENTS	ROAD ACCIDENTS/INJURIES	ECONOMIC WELL-BEING
2082	PALMERSTON NORTH CITY COUNCIL	PEOPLE FEEL SAFE	FIRE STARTS	ENVIRONMENT/ENVIRONMENTAL ATTITUDES	ENVIRONMENTAL WELL-BEING
2083	PALMERSTON NORTH CITY COUNCIL	PEOPLE FEEL SAFE	INJURY ACCIDENTS	ROAD ACCIDENTS/INJURIES	ECONOMIC WELL-BEING
2084	PALMERSTON NORTH CITY COUNCIL	PEOPLE FEEL SAFE	PERCEPTIONS OF SAFETY	CRIME/SAFETY	SOCIAL WELL-BEING
2085	PALMERSTON NORTH CITY COUNCIL	PALMERSTON NORTH IS ATTRACTIVE, CLEAN AND GREEN	SATISFACTION WITH LOOK AND FEEL OF THE CITY	CBD: CITY CENTRE	SOCIAL WELL-BEING
2086	PALMERSTON NORTH CITY COUNCIL	PALMERSTON NORTH IS ATTRACTIVE, CLEAN AND GREEN	RESERVES PER 1,000 PEOPLE	PARKS/RESERVES/OPEN SPACES	ENVIRONMENTAL WELL-BEING
2087	PALMERSTON NORTH CITY COUNCIL	PALMERSTON NORTH IS ATTRACTIVE, CLEAN AND GREEN	WATER QUALITY	RIVER, LAKES, COASTAL AND GROUNDWATER	ENVIRONMENTAL WELL-BEING
2088	PALMERSTON NORTH CITY COUNCIL	PALMERSTON NORTH IS ATTRACTIVE, CLEAN AND GREEN	AIR QUALITY	AIR QUALITY	ENVIRONMENTAL WELL-BEING
2089	PALMERSTON NORTH CITY COUNCIL	BUSINESSES GROW HERE AND PEOPLE HAVE LOTS OF JOB OPPORTUNITIES	NUMBER OF JOBS	LEVEL OF EMPLOYMENT AND BUSINESSES	ECONOMIC WELL-BEING
2090	PALMERSTON NORTH CITY COUNCIL	BUSINESSES GROW HERE AND PEOPLE HAVE LOTS OF JOB OPPORTUNITIES	NUMBER OF BUSINESSES	NUMBER OF BUSINESSES	ECONOMIC WELL-BEING
2091	PALMERSTON NORTH CITY COUNCIL	BUSINESSES GROW HERE AND PEOPLE HAVE LOTS OF JOB OPPORTUNITIES	AVERAGE HOUSEHOLD INCOME	INCOME	ECONOMIC WELL-BEING
2092	PALMERSTON NORTH CITY COUNCIL	BUSINESSES GROW HERE AND PEOPLE HAVE LOTS OF JOB OPPORTUNITIES	EMPLOYMENT	LEVEL OF EMPLOYMENT AND BUSINESSES	ECONOMIC WELL-BEING
2093	PALMERSTON NORTH CITY COUNCIL	BUSINESSES GROW HERE AND PEOPLE HAVE LOTS OF JOB OPPORTUNITIES	DEPRIVATION INDEX	DEPRIVATION INDEX	SOCIAL WELL-BEING
2094	PALMERSTON NORTH CITY COUNCIL	PEOPLE HAVE LOTS OF LEARNING OPPORTUNITIES	PARTICIPATION IN EARLY CHILDHOOD EDUCATION	EARLY CHILDHOOD EDUCATION	SOCIAL WELL-BEING

Appendix A: List of Community Well-beings Outcomes and Measures by Councils

S.NO.	COUNCIL	OUTCOME	MEASURES	MEASURES BROAD GROUP	WELL-BEINGS
2095	PALMERSTON NORTH CITY COUNCIL	PEOPLE HAVE LOTS OF LEARNING OPPORTUNITIES	NUMBER OF SCHOOL LEAVERS WITH AT LEAST NCEA LEVEL 1	QUALIFICATION/SCHOOL	SOCIAL WELL-BEING
2096	PALMERSTON NORTH CITY COUNCIL	PEOPLE HAVE LOTS OF LEARNING OPPORTUNITIES	HIGHEST QUALIFICATIONS	QUALIFICATION/SCHOOL	SOCIAL WELL-BEING
2097	PALMERSTON NORTH CITY COUNCIL	PEOPLE CAN EASILY MOVE AROUND THE CITY	SATISFACTION WITH MOVING AROUND THE CITY	CBD: CITY CENTRE	SOCIAL WELL-BEING
2098	PALMERSTON NORTH CITY COUNCIL	PEOPLE CAN EASILY MOVE AROUND THE CITY	DELAYS AT KEY INTERSECTIONS	TRANSPORT	ECONOMIC WELL-BEING
2099	PALMERSTON NORTH CITY COUNCIL	PEOPLE CAN EASILY MOVE AROUND THE CITY	NUMBER OF ROAD ACCIDENTS	ROAD ACCIDENTS/INJURIES	ECONOMIC WELL-BEING
2100	PALMERSTON NORTH CITY COUNCIL	PALMERSTON NORTH'S PHYSICAL INFRASTRUCTURE IS RELIABLE	SATISFACTION WITH ROADS ,FOOTPATHS, WATER, STORMWATER, WASTEWATER, WASTE	SEWERAGE/WASTEWATER	ENVIRONMENTAL WELL-BEING
2101	PALMERSTON NORTH CITY COUNCIL	PALMERSTON NORTH'S PHYSICAL INFRASTRUCTURE IS RELIABLE	ASSET MANAGEMENT PLANS	COUNCIL OPERATIONS	ECONOMIC WELL-BEING
2102	PALMERSTON NORTH CITY COUNCIL	PALMERSTON NORTH'S PHYSICAL INFRASTRUCTURE IS RELIABLE	NUMBER OF HOUSEHOLDS CONNECTED TO SERVICES	PLANNING/BUILDING CONSENTS	ECONOMIC WELL-BEING
2103	PALMERSTON NORTH CITY COUNCIL	THE COMMUNITY IS SUPPORTIVE AND PEOPLE AND ORGANISATIONS WORK TOGETHER	SATISFACTION WITH COMMUNITY SPIRIT	SOCIAL CONNECTION	SOCIAL WELL-BEING
2104	PALMERSTON NORTH CITY COUNCIL	THE COMMUNITY IS SUPPORTIVE AND PEOPLE AND ORGANISATIONS WORK TOGETHER	AMOUNT OF VOLUNTEERING	VOLUNTEER/UNPAID WORK	SOCIAL WELL-BEING
2105	PALMERSTON NORTH CITY COUNCIL	PEOPLE ARE WELL-HOUSED AND HEALTHY	HOUSING OVERCROWDING	HOUSE AFFORDABILITY	ECONOMIC WELL-BEING
2106	PALMERSTON NORTH CITY COUNCIL	PEOPLE ARE WELL-HOUSED AND HEALTHY	NUMBER OF PEOPLE WITH SEVERE/SIGNIFICANT HOUSING NEEDS	HOUSE AFFORDABILITY	ECONOMIC WELL-BEING
2107	PALMERSTON NORTH CITY COUNCIL	PEOPLE ARE WELL-HOUSED AND HEALTHY	MORBIDITY AND MORTALITY	HOSPITALISATIONS	ECONOMIC WELL-BEING
2108	PALMERSTON NORTH CITY COUNCIL	PEOPLE ARE WELL-HOUSED AND HEALTHY	LIFE EXPECTANCY	LIFE EXPECTANCY	DEMOGRAPHICS
2109	PORIRUA CITY COUNCIL	MULTICULTURAL & CREATIVE	NGATI TOA AND PORIRUA CITY COUNCIL RELATIONSHIPS AND CONSULTATION ON MATTERS OF LOCAL SIGNIFICANCE	DECISION MAKING/CONSULTATION	SOCIAL WELL-BEING
2110	PORIRUA CITY COUNCIL	MULTICULTURAL & CREATIVE	NGATI TOA'S INVOLVEMENT IN MAJOR CITY EVENTS	ARTS/CULTURE/MUSEUM/EVENTS	CULTURAL WELL-BEING
2111	PORIRUA CITY COUNCIL	MULTICULTURAL & CREATIVE	PEOPLE IDENTIFYING AS MAORI THAT SPEAK TE REO MAORI; PLUS OTHER RELEVANT MEASURES FOR TANGATA WHENUA WHERE AVAILABLE	POPULATION/ETHNICITY/DEMOGRAPHICS	DEMOGRAPHICS
2112	PORIRUA CITY COUNCIL	MULTICULTURAL & CREATIVE	COUNTRY OF ORIGIN OF NEW CITIZEN	COMMUNITY DEVELOPMENT	SOCIAL WELL-BEING
2113	PORIRUA CITY COUNCIL	MULTICULTURAL & CREATIVE	ETHNIC GROUP BY USUAL RESIDENT	POPULATION/ETHNICITY/DEMOGRAPHICS	DEMOGRAPHICS
2114	PORIRUA CITY COUNCIL	MULTICULTURAL & CREATIVE	VIEWS OF PORIRUA FROM RESIDENTS AND ELSEWHERE	COMMUNITY DEVELOPMENT	SOCIAL WELL-BEING
2115	PORIRUA CITY COUNCIL	MULTICULTURAL & CREATIVE	RANGE OF EVENTS HELD	ARTS/CULTURE/MUSEUM/EVENTS	CULTURAL WELL-BEING
2116	PORIRUA CITY COUNCIL	MULTICULTURAL & CREATIVE	SATISFACTION WITH FESTIVALS AND EVENTS	ARTS/CULTURE/MUSEUM/EVENTS	CULTURAL WELL-BEING
2117	PORIRUA CITY COUNCIL	MULTICULTURAL & CREATIVE	SOCIAL NETWORKS; SENSE OF COMMUNITY	SOCIAL CONNECTION	SOCIAL WELL-BEING
2118	PORIRUA CITY COUNCIL	MULTICULTURAL & CREATIVE	UNPAID ACTIVITIES (PARTICIPATION AND TYPE)	VOLUNTEER/UNPAID WORK	SOCIAL WELL-BEING
2119	PORIRUA CITY COUNCIL	MULTICULTURAL & CREATIVE	RESIDENTS VIEWS OF INFLUENCE ON COUNCIL DECISIONS	DECISION MAKING/CONSULTATION	SOCIAL WELL-BEING
2120	PORIRUA CITY COUNCIL	MULTICULTURAL & CREATIVE	WORKFORCE IN SCIENTIFIC RESEARCH HIGHER EDUCATION	LEVEL OF EMPLOYMENT AND BUSINESSES	ECONOMIC WELL-BEING
2121	PORIRUA CITY COUNCIL	MULTICULTURAL & CREATIVE	AWARDS FOR ACHIEVEMENT IN BUSINESS AND TECHNOLOGY	BUSINESS CONFIDENCE	ECONOMIC WELL-BEING

Appendix A: List of Community Well-beings Outcomes and Measures by Councils

S.NO.	COUNCIL	OUTCOME	MEASURES	MEASURES BROAD GROUP	WELL-BEINGS
2122	PORIRUA CITY COUNCIL	MULTICULTURAL & CREATIVE	PEOPLE IN CREATIVE OCCUPATIONS	LEVEL OF EMPLOYMENT AND BUSINESSES	ECONOMIC WELL-BEING
2123	PORIRUA CITY COUNCIL	MULTICULTURAL & CREATIVE	RESIDENTS VIEW OF ARTS SCENE; AWARDS/RECOGNITION	ARTS/CULTURE/MUSEUM/EVENTS	CULTURAL WELL-BEING
2124	PORIRUA CITY COUNCIL	MULTICULTURAL & CREATIVE	CIVIC AWARDS AND REGIONAL NOMINATIONS FOR VOLUNTARY SERVICE; AWARDS FOR EDUCATION, SPORTS, COMMUNITY SERVICE ETC	QUALIFICATION/SCHOOL	SOCIAL WELL-BEING
2125	PORIRUA CITY COUNCIL	STRONG FAMILIES & PEOPLE, YOUNG & OLD	CITY PROFILE OF CENSUS DATA	POPULATION/ETHNICITY/DEMOGRAPHICS	DEMOGRAPHICS
2126	PORIRUA CITY COUNCIL	STRONG FAMILIES & PEOPLE, YOUNG & OLD	COMMUNITY OUTCOMES MONITORING INFORMATION FROM OTHER AGENCIES ETC	COMMUNITY DEVELOPMENT	SOCIAL WELL-BEING
2127	PORIRUA CITY COUNCIL	STRONG FAMILIES & PEOPLE, YOUNG & OLD	LOCAL AND CENTRAL GOVERNMENT, VOLUNTARY AND COMMUNITY SERVICES AND FACILITIES AVAILABLE LOCALLY AND REGIONALLY, PARTICULARLY FOR FAMILIES, YOUNG PEOPLE AND OLDER PEOPLE	VOLUNTEER/UNPAID WORK	SOCIAL WELL-BEING
2128	PORIRUA CITY COUNCIL	STRONG FAMILIES & PEOPLE, YOUNG & OLD	LEVELS OF SERVICE USE	COUNCIL FACILITIES	SOCIAL WELL-BEING
2129	PORIRUA CITY COUNCIL	STRONG FAMILIES & PEOPLE, YOUNG & OLD	PARTICIPATION IN LOCAL AND NATIONAL ELECTION VOTING AND LOCAL GOVERNMENT PLANNING PROCESSES; REPRESENTATION ON DECISION-MAKING BODIES	ELECTIONS/VOTER TURNOUT	SOCIAL WELL-BEING
2130	PORIRUA CITY COUNCIL	STRONG FAMILIES & PEOPLE, YOUNG & OLD	STRUCTURES TO HELP YOUNGER AND OLDER PEOPLE PARTICIPATE	YOUTH	SOCIAL WELL-BEING
2131	PORIRUA CITY COUNCIL	STRONG FAMILIES & PEOPLE, YOUNG & OLD	QUALITY OF LIFE MEASURES (QUALITY OF LIFE, STRESS, ISOLATION, SENSE OF COMMUNITY, WORK/LIFE BALANCE, SUFFICIENT MONEY FOR DAY-TO-DAY ETC)	QUALITY OF LIFE	SOCIAL WELL-BEING
2132	PORIRUA CITY COUNCIL	STRONG FAMILIES & PEOPLE, YOUNG & OLD	SOCIAL NETWORKS BELONGED TO	SOCIAL CONNECTION	SOCIAL WELL-BEING
2133	PORIRUA CITY COUNCIL	STRONG FAMILIES & PEOPLE, YOUNG & OLD	LEVELS OF UNPAID VOLUNTARY WORK	VOLUNTEER/UNPAID WORK	SOCIAL WELL-BEING
2134	PORIRUA CITY COUNCIL	STRONG FAMILIES & PEOPLE, YOUNG & OLD	SEE MULTICULTURAL & CREATIVE AND PROSPEROUS OUTCOMES	ARTS/CULTURE/MUSEUM/EVENTS	CULTURAL WELL-BEING
2135	PORIRUA CITY COUNCIL	ACTIVE & HEALTHY	LIFE EXPECTANCY FOR ALL GROUPS	LIFE EXPECTANCY	DEMOGRAPHICS
2136	PORIRUA CITY COUNCIL	ACTIVE & HEALTHY	FREQUENCY OF DOING PHYSICAL EXERCISE FOR ALL GROUPS	PHYSICAL ACTIVITY	SOCIAL WELL-BEING
2137	PORIRUA CITY COUNCIL	ACTIVE & HEALTHY	RATES OF TOBACCO USE	HEALTH/HEALTH SERVICES	SOCIAL WELL-BEING
2138	PORIRUA CITY COUNCIL	ACTIVE & HEALTHY	ILLNESS, HOSPITALISATIONS (RESPIRATORY ILLNESS; DIABETES; INJURY; CANCER ETC)	HOSPITALISATIONS	ECONOMIC WELL-BEING
2139	PORIRUA CITY COUNCIL	ACTIVE & HEALTHY	OVERALL CHANGE IN HEALTH STATUS, PARTICULARLY MAORI AND PACIFIC PEOPLE	HEALTH/HEALTH SERVICES	SOCIAL WELL-BEING
2140	PORIRUA CITY COUNCIL	ACTIVE & HEALTHY	THE RANGE OF HEALTH AND DISABILITY SERVICES AVAILABLE LOCALLY/ REGIONALLY FOR ALL GROUPS (INCL PRIMARY TO TERTIARY, EMERGENCY, COMMUNITY HEALTH, CARE COORDINATION, TREATMENT, REHABILITATION, PUBLIC HEALTH, MAORI AND PACIFIC SERVICES) AND THE INFORMATION TO SUPPORT AVAILABILITY AND ACCESS	HEALTH/HEALTH SERVICES	SOCIAL WELL-BEING
2141	PORIRUA CITY COUNCIL	ACTIVE & HEALTHY	HEALTH WORKFORCE CAPACITY AND DEVELOPMENT (E.G. HEALTH WORKER RATIOS AND OPPORTUNITIES FOR LOCAL WORKFORCE TRAINING AND DEVELOPMENT)	LEVEL OF EMPLOYMENT AND BUSINESSES	ECONOMIC WELL-BEING

Appendix A: List of Community Well-beings Outcomes and Measures by Councils

S.NO.	COUNCIL	OUTCOME	MEASURES	MEASURES BROAD GROUP	WELL-BEINGS
2142	PORIRUA CITY COUNCIL	ACTIVE & HEALTHY	USE OF / BARRIERS TO HEALTH SERVICES BY ALL GROUPS (EG ADMISSIONS, ACCIDENT & MEDICAL PRESENTATIONS, NON-ATTENDANCE, PRIMARY HEALTH ENROLMENT ETC)	HEALTH/HEALTH SERVICES	SOCIAL WELL-BEING
2143	PORIRUA CITY COUNCIL	LEARNING FOR LIFE	RANGE OF EDUCATIONAL FACILITIES IN THE CITY AND REGION FOR DIFFERENT AGES AND PURPOSES	QUALIFICATION/SCHOOL	SOCIAL WELL-BEING
2144	PORIRUA CITY COUNCIL	LEARNING FOR LIFE	PARTICIPATION RATES IN ALL LEVELS AND TYPES OF EDUCATION	QUALIFICATION/SCHOOL	SOCIAL WELL-BEING
2145	PORIRUA CITY COUNCIL	LEARNING FOR LIFE	SCHOOL ATTENDANCE BY SCHOOL-AGED CHILDREN	QUALIFICATION/SCHOOL	SOCIAL WELL-BEING
2146	PORIRUA CITY COUNCIL	LEARNING FOR LIFE	EDUCATIONAL ACHIEVEMENT IN PORIRUAS SCHOOLS	QUALIFICATION/SCHOOL	SOCIAL WELL-BEING
2147	PORIRUA CITY COUNCIL	LEARNING FOR LIFE	EDUCATIONAL ACHIEVEMENT OF PORIRUA RESIDENTS (I.E. IN PORIRUA AND IN SCHOOLS OUTSIDE PORIRUA)	QUALIFICATION/SCHOOL	SOCIAL WELL-BEING
2148	PORIRUA CITY COUNCIL	LEARNING FOR LIFE	EDUCATIONAL RESULTS AND TRENDS OVER TIME, FOR DIFFERENT GROUPS	QUALIFICATION/SCHOOL	SOCIAL WELL-BEING
2149	PORIRUA CITY COUNCIL	LEARNING FOR LIFE	NCEA ACHIEVEMENT RATES, PARTICULARLY 1 LEVEL LITERACY AND NUMERACY	QUALIFICATION/SCHOOL	SOCIAL WELL-BEING
2150	PORIRUA CITY COUNCIL	LEARNING FOR LIFE	EVENTS AND OPPORTUNITIES TO ACKNOWLEDGE AND CELEBRATE EDUCATIONAL ACHIEVEMENT	QUALIFICATION/SCHOOL	SOCIAL WELL-BEING
2151	PORIRUA CITY COUNCIL	PROSPEROUS	BUSINESS NUMBERS BY SECTOR	NUMBER OF BUSINESSES	ECONOMIC WELL-BEING
2152	PORIRUA CITY COUNCIL	PROSPEROUS	BUSINESS GROWTH	NUMBER OF BUSINESSES	ECONOMIC WELL-BEING
2153	PORIRUA CITY COUNCIL	PROSPEROUS	MAORI AND PACIFIC ECONOMIC DEVELOPMENT	ECONOMIC ACTIVITY	ECONOMIC WELL-BEING
2154	PORIRUA CITY COUNCIL	PROSPEROUS	AWARDS AND RECOGNITION	COMMUNITY DEVELOPMENT	SOCIAL WELL-BEING
2155	PORIRUA CITY COUNCIL	PROSPEROUS	GROSS DOMESTIC PRODUCT (GDP) PER CAPITA	GROSS DOMESTIC PRODUCT (GDP)	ECONOMIC WELL-BEING
2156	PORIRUA CITY COUNCIL	PROSPEROUS	BUSINESS SATISFACTION WITH BUSINESS RETENTION, EXPANSION AND SUPPORT	BUSINESS CONFIDENCE	ECONOMIC WELL-BEING
2157	PORIRUA CITY COUNCIL	PROSPEROUS	ABILITY TO COVER COSTS OF EVERYDAY NEEDS	INCOME	ECONOMIC WELL-BEING
2158	PORIRUA CITY COUNCIL	PROSPEROUS	PERSONAL INCOME	INCOME	ECONOMIC WELL-BEING
2159	PORIRUA CITY COUNCIL	PROSPEROUS	VILLAGE BUSINESS REVITALISATION (E.G. WAITANGIRUA MALL REDEVELOPMENT)	CBD: CITY CENTRE	SOCIAL WELL-BEING
2160	PORIRUA CITY COUNCIL	PROSPEROUS	OF GDP SPENT ON RESEARCH AND DEVELOPMENT	GROSS DOMESTIC PRODUCT (GDP)	ECONOMIC WELL-BEING
2161	PORIRUA CITY COUNCIL	PROSPEROUS	TERTIARY EDUCATION INSTITUTIONS AND CROWN RESEARCH INSTITUTES IN PORIRUA	TERTIARY QUALIFICATION	SOCIAL WELL-BEING
2162	PORIRUA CITY COUNCIL	PROSPEROUS	OF PORIRUA BUSINESSES EXPORTING	EXPORTS	ECONOMIC WELL-BEING
2163	PORIRUA CITY COUNCIL	PROSPEROUS	EMPLOYMENT GROWTH	LEVEL OF EMPLOYMENT AND BUSINESSES	ECONOMIC WELL-BEING
2164	PORIRUA CITY COUNCIL	PROSPEROUS	EMPLOYMENT NUMBERS BY SECTOR	LEVEL OF EMPLOYMENT AND BUSINESSES	ECONOMIC WELL-BEING
2165	PORIRUA CITY COUNCIL	A SAFE CITY	HOSPITALISATIONS FOR ALL TYPES OF INJURY (ACCIDENTAL AND INTENTIONAL)	HOSPITALISATIONS	ECONOMIC WELL-BEING
2166	PORIRUA CITY COUNCIL	A SAFE CITY	VEHICLE CRASHES (ALL TYPES), DEATHS AND INJURIES	ROAD ACCIDENTS/INJURIES	ECONOMIC WELL-BEING
2167	PORIRUA CITY COUNCIL	A SAFE CITY	CLAIMS FOR INJURY COMPENSATION (WORK, SPORT, HOME)	ACC CLAIMS	ECONOMIC WELL-BEING
2168	PORIRUA CITY COUNCIL	A SAFE CITY	CRIME STATISTICS (BURGLARY, PUBLIC PLACE VIOLENCE, SHOP THEFT ETC)	CRIME/SAFETY	SOCIAL WELL-BEING
2169	PORIRUA CITY COUNCIL	A SAFE CITY	CRIME PREVENTION ACTIVITIES INCLUDING COMMUNITY POLICING MODEL	CRIME/SAFETY	SOCIAL WELL-BEING
2170	PORIRUA CITY COUNCIL	A SAFE CITY	VIEWS ON SAFETY IN THE HOME, NEIGHBOURHOOD, CITY CENTRE, PUBLIC TRANSPORT	TRANSPORT	ECONOMIC WELL-BEING
2171	PORIRUA CITY COUNCIL	A SAFE CITY	PROGRESS WITH THE PORIRUA: SAFE AS! COMMUNITY SAFETY STRATEGY	CRIME/SAFETY	SOCIAL WELL-BEING

Appendix A: List of Community Well-beings Outcomes and Measures by Councils

S.NO.	COUNCIL	OUTCOME	MEASURES	MEASURES BROAD GROUP	WELL-BEINGS
2172	PORIRUA CITY COUNCIL	A SAFE CITY	MAINTAINING WHO SAFER CITY STATUS	CRIME/SAFETY	SOCIAL WELL-BEING
2173	PORIRUA CITY COUNCIL	A SAFE CITY	VIEWS ON EMERGENCY MANAGEMENT IN GENERAL	NATURAL DISASTER/RESILIENCE	ENVIRONMENTAL WELL-BEING
2174	PORIRUA CITY COUNCIL	A SAFE CITY	HOUSEHOLDS PREPARED FOR EMERGENCIES	NATURAL DISASTER/RESILIENCE	ENVIRONMENTAL WELL-BEING
2175	PORIRUA CITY COUNCIL	A SAFE CITY	USE OF READYNET (WEB NETWORK FOR EMERGENCY MANAGEMENT INFORMATION BY ORGANISATIONS AND FAMILIES)	NATURAL DISASTER/RESILIENCE	ENVIRONMENTAL WELL-BEING
2176	PORIRUA CITY COUNCIL	A SAFE CITY	INFORMATION ON EMERGENCY TRAINING AND FACILITIES ETC	NATURAL DISASTER/RESILIENCE	ENVIRONMENTAL WELL-BEING
2177	PORIRUA CITY COUNCIL	SUSTAINABLY DESIGNED & BUILT	PORIRUA DEVELOPMENT FRAMEWORK AND DISTRICT PLAN	PLANNING/BUILDING CONSENTS	ECONOMIC WELL-BEING
2178	PORIRUA CITY COUNCIL	SUSTAINABLY DESIGNED & BUILT	RESOURCE AND BUILDING CONSENT TYPES AND TRENDS	PLANNING/BUILDING CONSENTS	ECONOMIC WELL-BEING
2179	PORIRUA CITY COUNCIL	SUSTAINABLY DESIGNED & BUILT	VIEWS ON ROADING, PARKING FOR SHOPPING ETC	TRANSPORT	ECONOMIC WELL-BEING
2180	PORIRUA CITY COUNCIL	SUSTAINABLY DESIGNED & BUILT	BUILT HERITAGE SITES	HERITAGE/HISTORIC	CULTURAL WELL-BEING
2181	PORIRUA CITY COUNCIL	SUSTAINABLY DESIGNED & BUILT	PRIDE IN CITY'S 'LOOK AND FEEL'	COMMUNITY DEVELOPMENT	SOCIAL WELL-BEING
2182	PORIRUA CITY COUNCIL	SUSTAINABLY DESIGNED & BUILT	VIEWS ON CITY PLANNING	PLANNING/BUILDING CONSENTS	ECONOMIC WELL-BEING
2183	PORIRUA CITY COUNCIL	SUSTAINABLY DESIGNED & BUILT	A HOUSING NEEDS ASSESSMENT	HOUSE AFFORDABILITY	ECONOMIC WELL-BEING
2184	PORIRUA CITY COUNCIL	SUSTAINABLY DESIGNED & BUILT	HOUSING TENURE BY INCOME; HOUSE SALES/ PRICES; LEVELS OF RENT SOCIAL HOUSING AS A PROPORTION OF PRIVATE RENTED DWELLINGS; OCCUPANCY LEVELS; (CROWDING ETC); HOME HEATING	HOUSE AFFORDABILITY	ECONOMIC WELL-BEING
2185	PORIRUA CITY COUNCIL	SUSTAINABLY DESIGNED & BUILT	A SUSTAINABLE HOUSING PLAN FOR PORIRUA CITY	HOUSE AFFORDABILITY	ECONOMIC WELL-BEING
2186	PORIRUA CITY COUNCIL	SUSTAINABLY DESIGNED & BUILT	CHANGES IN LEGISLATION AND CENTRAL GOVERNMENT POLICY	COUNCIL OPERATIONS	ECONOMIC WELL-BEING
2187	PORIRUA CITY COUNCIL	SUSTAINABLY DESIGNED & BUILT	WATER USE PER PERSON CITY PROPORTION OF REGIONAL SUPPLY	RIVER, LAKES, COASTAL AND GROUNDWATER	ENVIRONMENTAL WELL-BEING
2188	PORIRUA CITY COUNCIL	SUSTAINABLY DESIGNED & BUILT	LEVELS OF WASTE TO LANDFILL AND RECYCLING	WASTE TO LANDFILL	ENVIRONMENTAL WELL-BEING
2189	PORIRUA CITY COUNCIL	SUSTAINABLY DESIGNED & BUILT	RENEWABLE AND NON-RENEWABLE ENERGY CONSUMPTION	ENERGY USAGE	ENVIRONMENTAL WELL-BEING
2190	PORIRUA CITY COUNCIL	SUSTAINABLY DESIGNED & BUILT	KNOWLEDGE AND AWARENESS OF SUSTAINABILITY	ENVIRONMENT/ENVIRONMENTAL ATTITUDES	ENVIRONMENTAL WELL-BEING
2191	PORIRUA CITY COUNCIL	SUSTAINABLY DESIGNED & BUILT	SUSTAINABILITY PROGRAMMES AND ACTIVITIES	COUNCIL FACILITIES	SOCIAL WELL-BEING
2192	PORIRUA CITY COUNCIL	A VALUED NATURAL ENVIRONMENT	INFORMATION ON WATER, SOIL, SEDIMENT, AIR, PLANTS AND WILDLIFE	RIVER, LAKES, COASTAL AND GROUNDWATER	ENVIRONMENTAL WELL-BEING
2193	PORIRUA CITY COUNCIL	A VALUED NATURAL ENVIRONMENT	LEVELS AND MEASURES OF LAND PROTECTION	PLANNING/BUILDING CONSENTS	ECONOMIC WELL-BEING
2194	PORIRUA CITY COUNCIL	A VALUED NATURAL ENVIRONMENT	SITES OF ECOLOGICAL HERITAGE AND SPECIAL SIGNIFICANCE	HERITAGE/HISTORIC	CULTURAL WELL-BEING
2195	PORIRUA CITY COUNCIL	A VALUED NATURAL ENVIRONMENT	VIEWS ON CITY PLANNING AND THE ENVIRONMENT	ENVIRONMENT/ENVIRONMENTAL ATTITUDES	ENVIRONMENTAL WELL-BEING
2196	PORIRUA CITY COUNCIL	A VALUED NATURAL ENVIRONMENT	VIEWS ON THE 'LOOK AND FEEL' OF THE CITY	CBD: CITY CENTRE	SOCIAL WELL-BEING
2197	PORIRUA CITY COUNCIL	A VALUED NATURAL ENVIRONMENT	VIEWS ON RUBBISH AND POLLUTION (WATER, AIR ETC)	RIVER, LAKES, COASTAL AND GROUNDWATER	ENVIRONMENTAL WELL-BEING
2198	PORIRUA CITY COUNCIL	A VALUED NATURAL ENVIRONMENT	VIEWS ON RUBBISH COLLECTION AND RECYCLING SERVICES, FACILITIES ETC	RECYCLING/GREEN WASTE	ENVIRONMENTAL WELL-BEING
2199	PORIRUA CITY COUNCIL	A VALUED NATURAL ENVIRONMENT	PORIRUA DEVELOPMENT FRAMEWORK	PLANNING/BUILDING CONSENTS	ECONOMIC WELL-BEING
2200	PORIRUA CITY COUNCIL	A VALUED NATURAL ENVIRONMENT	LEVELS AND MEASURES OF LAND PROTECTION	PLANNING/BUILDING CONSENTS	ECONOMIC WELL-BEING
2201	PORIRUA CITY COUNCIL	A VALUED NATURAL ENVIRONMENT	WELLINGTON REGIONAL STRATEGY	COUNCIL OPERATIONS	ECONOMIC WELL-BEING
2202	PORIRUA CITY COUNCIL	A VALUED NATURAL ENVIRONMENT	HARBOUR AND CATCHMENTS MANAGEMENT PLAN	RIVER, LAKES, COASTAL AND GROUNDWATER	ENVIRONMENTAL WELL-BEING
2203	PORIRUA CITY COUNCIL	A VALUED NATURAL ENVIRONMENT	DISTRICT PLAN (ALL PARTS: RURAL, URBAN, SUBURBAN, LANDSCAPE ETC)	PLANNING/BUILDING CONSENTS	ECONOMIC WELL-BEING

Appendix A: List of Community Well-beings Outcomes and Measures by Councils

S.NO.	COUNCIL	OUTCOME	MEASURES	MEASURES BROAD GROUP	WELL-BEINGS
2204	PORIRUA CITY COUNCIL	A VALUED NATURAL ENVIRONMENT	COMMUNITY ENVIRONMENT AND CONSERVATION GROUPS	ENVIRONMENT/ENVIRONMENTAL ATTITUDES	ENVIRONMENTAL WELL-BEING
2205	PORIRUA CITY COUNCIL	A VALUED NATURAL ENVIRONMENT	ENVIRONMENT AND CONSERVATION ACTIVITIES AND EVENTS	ENVIRONMENT/ENVIRONMENTAL ATTITUDES	ENVIRONMENTAL WELL-BEING
2206	PORIRUA CITY COUNCIL	A VALUED NATURAL ENVIRONMENT	MEASURES FROM OTHER OUTCOMES WILL HELP SUCH AS SUSTAINABLY DESIGNED BUILT EG WATER USE, LEVELS OF KERBSIDE RECYCLING SOURCES OF POWER ETC AND WELL CONNECTED ON THE MOVE (EG USE OF PUBLIC TRANSPORT, WALKING AND CYCLING ETC)	RIVER, LAKES, COASTAL AND GROUNDWATER	ENVIRONMENTAL WELL-BEING
2207	PORIRUA CITY COUNCIL	WELL CONNECTED & ON THE MOVE	TYPES OF TRANSPORT AND LEVELS OF USE (PUBLIC, PRIVATE MOTOR, VEHICLE, WALKING, CYCLING)	TRANSPORT	ECONOMIC WELL-BEING
2208	PORIRUA CITY COUNCIL	WELL CONNECTED & ON THE MOVE	PORIRUA TRANSPORTATION STRATEGY	TRANSPORT	ECONOMIC WELL-BEING
2209	PORIRUA CITY COUNCIL	WELL CONNECTED & ON THE MOVE	COMMITMENT AND PROGRESS ON TRANSMISSION GULLY MOTORWAY	TRANSPORT	ECONOMIC WELL-BEING
2210	PORIRUA CITY COUNCIL	WELL CONNECTED & ON THE MOVE	MOBILITY AT LOCAL AND COMMUNITY LEVEL (PHYSICAL CONNECTIONS)	COMMUNITY DEVELOPMENT	SOCIAL WELL-BEING
2211	PORIRUA CITY COUNCIL	WELL CONNECTED & ON THE MOVE	VIEWS ON TRANSPORT SAFETY, ACCESS, AFFORDABILITY, QUALITY	TRANSPORT	ECONOMIC WELL-BEING
2212	PORIRUA CITY COUNCIL	WELL CONNECTED & ON THE MOVE	VIEWS ON ROADING, FOOTPATHS, WALKWAYS	FOOTPATH/WALKING/CYCLING	ECONOMIC WELL-BEING
2213	PORIRUA CITY COUNCIL	WELL CONNECTED & ON THE MOVE	TYPES OF INFORMATION AVAILABLE FROM LOCAL AGENCIES	COMMUNITY DEVELOPMENT	SOCIAL WELL-BEING
2214	PORIRUA CITY COUNCIL	WELL CONNECTED & ON THE MOVE	QUALITY OF INFORMATION FROM LOCAL AGENCIES	COUNCIL FACILITIES	SOCIAL WELL-BEING
2215	PORIRUA CITY COUNCIL	WELL CONNECTED & ON THE MOVE	INTERNET TECHNOLOGY AVAILABILITY AND LEVELS OF USE	PHONE/MOBILE/INTERNET	ECONOMIC WELL-BEING
2216	PORIRUA CITY COUNCIL	WELL CONNECTED & ON THE MOVE	CONSULTATION CARRIED OUT LOCALLY	DECISION MAKING/CONSULTATION	SOCIAL WELL-BEING
2217	PORIRUA CITY COUNCIL	WELL CONNECTED & ON THE MOVE	SOCIAL NETWORKS BELONGED TO	SOCIAL CONNECTION	SOCIAL WELL-BEING
2218	PORIRUA CITY COUNCIL	WELL CONNECTED & ON THE MOVE	ACCESS TO TELEPHONE AND INTERNET	PHONE/MOBILE/INTERNET	ECONOMIC WELL-BEING
2219	PORIRUA CITY COUNCIL	WELL CONNECTED & ON THE MOVE	DIGITAL PORIRUA STRATEGY	PHONE/MOBILE/INTERNET	ECONOMIC WELL-BEING
2220	QUEENSTOWN LAKES DISTRICT COUNCIL	QUALITY LANDSCAPES AND NATURAL ENVIRONMENT AND ENHANCED PUBLIC ACCESS	AREAS OF LAND PROTECTED BY RESERVES (HA)	LAND UTILISATION	ENVIRONMENTAL WELL-BEING
2221	QUEENSTOWN LAKES DISTRICT COUNCIL	QUALITY LANDSCAPES AND NATURAL ENVIRONMENT AND ENHANCED PUBLIC ACCESS	AREA AND LOCATION OF LAND IDENTIFIED AS OUTSTANDING NATURAL LANDSCAPE, VISUAL AMENITY LANDSCAPE, OR OTHER RURAL LANDSCAPE	HERITAGE/HISTORIC	ENVIRONMENTAL WELL-BEING
2222	QUEENSTOWN LAKES DISTRICT COUNCIL	QUALITY LANDSCAPES AND NATURAL ENVIRONMENT AND ENHANCED PUBLIC ACCESS	AREA AND LOCATION OF SIGNIFICANT INDIGENOUS VEGETATION	NATIVE VEGETATION	ENVIRONMENTAL WELL-BEING
2223	QUEENSTOWN LAKES DISTRICT COUNCIL	QUALITY LANDSCAPES AND NATURAL ENVIRONMENT AND ENHANCED PUBLIC ACCESS	COMMUNITY SATISFACTION WITH THE LEVEL OF PROTECTION GIVEN BY THE DISTRICT PLAN	ENVIRONMENT/ENVIRONMENTAL ATTITUDES	ENVIRONMENTAL WELL-BEING
2224	QUEENSTOWN LAKES DISTRICT COUNCIL	QUALITY LANDSCAPES AND NATURAL ENVIRONMENT AND ENHANCED PUBLIC ACCESS	AREA OF LAND AFFECTED BY ANIMAL PESTS	PEST CONTROL	ENVIRONMENTAL WELL-BEING
2225	QUEENSTOWN LAKES DISTRICT COUNCIL	QUALITY LANDSCAPES AND NATURAL ENVIRONMENT AND ENHANCED PUBLIC ACCESS	COMMUNITY SATISFACTION WITH CONDITION OF RECREATION AND SPORTS GROUNDS	RECREATIONAL FACILITIES	SOCIAL WELL-BEING
2226	QUEENSTOWN LAKES DISTRICT COUNCIL	QUALITY LANDSCAPES AND NATURAL ENVIRONMENT AND ENHANCED PUBLIC ACCESS	COMMUNITY SATISFACTION WITH TRAILS AND RECREATION RESERVES	RECREATIONAL FACILITIES	SOCIAL WELL-BEING

Appendix A: List of Community Well-beings Outcomes and Measures by Councils

S.NO.	COUNCIL	OUTCOME	MEASURES	MEASURES BROAD GROUP	WELL-BEINGS
2227	QUEENSTOWN LAKES DISTRICT COUNCIL	QUALITY LANDSCAPES AND NATURAL ENVIRONMENT AND ENHANCED PUBLIC ACCESS	COMMUNITY SATISFACTION WITH ACCESS TO WATERWAYS	RIVER, LAKES, COASTAL AND GROUNDWATER	ENVIRONMENTAL WELL-BEING
2228	QUEENSTOWN LAKES DISTRICT COUNCIL	A SAFE AND HEALTHY COMMUNITY THAT IS STRONG DIVERSE AND INCLUSIVE FOR PEOPLE OF ALL AGE GROUPS AND INCOMES	MEDIAN HOUSE SALE PRICES	HOUSE AFFORDABILITY	ECONOMIC WELL-BEING
2229	QUEENSTOWN LAKES DISTRICT COUNCIL	A SAFE AND HEALTHY COMMUNITY THAT IS STRONG DIVERSE AND INCLUSIVE FOR PEOPLE OF ALL AGE GROUPS AND INCOMES	TENURE STRUCTURE AND RENTAL PRICE	HOUSE AFFORDABILITY	ECONOMIC WELL-BEING
2230	QUEENSTOWN LAKES DISTRICT COUNCIL	A SAFE AND HEALTHY COMMUNITY THAT IS STRONG DIVERSE AND INCLUSIVE FOR PEOPLE OF ALL AGE GROUPS AND INCOMES	AGE	POPULATION/ETHNICITY/DEMOGRAPHICS	DEMOGRAPHICS
2231	QUEENSTOWN LAKES DISTRICT COUNCIL	A SAFE AND HEALTHY COMMUNITY THAT IS STRONG DIVERSE AND INCLUSIVE FOR PEOPLE OF ALL AGE GROUPS AND INCOMES	ETHNICITY	POPULATION/ETHNICITY/DEMOGRAPHICS	DEMOGRAPHICS
2232	QUEENSTOWN LAKES DISTRICT COUNCIL	A SAFE AND HEALTHY COMMUNITY THAT IS STRONG DIVERSE AND INCLUSIVE FOR PEOPLE OF ALL AGE GROUPS AND INCOMES	NUMBER OF VOLUNTEERS	VOLUNTEER/UNPAID WORK	SOCIAL WELL-BEING
2233	QUEENSTOWN LAKES DISTRICT COUNCIL	A SAFE AND HEALTHY COMMUNITY THAT IS STRONG DIVERSE AND INCLUSIVE FOR PEOPLE OF ALL AGE GROUPS AND INCOMES	EMPLOYMENT BY INDUSTRY TYPE	LEVEL OF EMPLOYMENT AND BUSINESSES	ECONOMIC WELL-BEING
2234	QUEENSTOWN LAKES DISTRICT COUNCIL	A SAFE AND HEALTHY COMMUNITY THAT IS STRONG DIVERSE AND INCLUSIVE FOR PEOPLE OF ALL AGE GROUPS AND INCOMES	INCOME BRACKETS	INCOME	ECONOMIC WELL-BEING
2235	QUEENSTOWN LAKES DISTRICT COUNCIL	A SAFE AND HEALTHY COMMUNITY THAT IS STRONG DIVERSE AND INCLUSIVE FOR PEOPLE OF ALL AGE GROUPS AND INCOMES	EDUCATIONAL ATTAINMENT	POPULATION/ETHNICITY/DEMOGRAPHICS	DEMOGRAPHICS
2236	QUEENSTOWN LAKES DISTRICT COUNCIL	A SAFE AND HEALTHY COMMUNITY THAT IS STRONG DIVERSE AND INCLUSIVE FOR PEOPLE OF ALL AGE GROUPS AND INCOMES	RELIGIOUS AFFILIATION	POPULATION/ETHNICITY/DEMOGRAPHICS	DEMOGRAPHICS
2237	QUEENSTOWN LAKES DISTRICT COUNCIL	A SAFE AND HEALTHY COMMUNITY THAT IS STRONG DIVERSE AND INCLUSIVE FOR PEOPLE OF ALL AGE GROUPS AND INCOMES	COMMUNITY SATISFACTION WITH RANGE OF HEALTH SERVICES	HEALTH/HEALTH SERVICES	SOCIAL WELL-BEING
2238	QUEENSTOWN LAKES DISTRICT COUNCIL	A SAFE AND HEALTHY COMMUNITY THAT IS STRONG DIVERSE AND INCLUSIVE FOR PEOPLE OF ALL AGE GROUPS AND INCOMES	COMMUNITY SATISFACTION WITH AVAILABILITY OF PRIMARY AND SECONDARY EDUCATIONAL FACILITIES	QUALIFICATION/SCHOOL	SOCIAL WELL-BEING

Appendix A: List of Community Well-beings Outcomes and Measures by Councils

S.NO.	COUNCIL	OUTCOME	MEASURES	MEASURES BROAD GROUP	WELL-BEINGS
2239	QUEENSTOWN LAKES DISTRICT COUNCIL	A SAFE AND HEALTHY COMMUNITY THAT IS STRONG DIVERSE AND INCLUSIVE FOR PEOPLE OF ALL AGE GROUPS AND INCOMES	COMMUNITY SATISFACTION WITH THE AVAILABILITY OF TERTIARY AND OTHER ADULT EDUCATION	TERTIARY QUALIFICATION	SOCIAL WELL-BEING
2240	QUEENSTOWN LAKES DISTRICT COUNCIL	A SAFE AND HEALTHY COMMUNITY THAT IS STRONG DIVERSE AND INCLUSIVE FOR PEOPLE OF ALL AGE GROUPS AND INCOMES	COMMUNITY SATISFACTION WITH THE AVAILABILITY OF CHILDCARE FACILITIES	CHILD SAFETY & DEVELOPMENT	SOCIAL WELL-BEING
2241	QUEENSTOWN LAKES DISTRICT COUNCIL	A SAFE AND HEALTHY COMMUNITY THAT IS STRONG DIVERSE AND INCLUSIVE FOR PEOPLE OF ALL AGE GROUPS AND INCOMES	NUMBER OF EARLY CHILDCARE PLACES AVAILABLE AND NUMBER OF CHILDREN ON WAITING LISTS	EARLY CHILDHOOD EDUCATION	SOCIAL WELL-BEING
2242	QUEENSTOWN LAKES DISTRICT COUNCIL	A SAFE AND HEALTHY COMMUNITY THAT IS STRONG DIVERSE AND INCLUSIVE FOR PEOPLE OF ALL AGE GROUPS AND INCOMES	COMMUNITY SATISFACTION WITH COMMUNITY FACILITIES	COUNCIL FACILITIES	SOCIAL WELL-BEING
2243	QUEENSTOWN LAKES DISTRICT COUNCIL	EFFECTIVE AND EFFICIENT INFRASTRUCTURE	COMMUNITY SATISFACTION WITH ROADS	ROADING	ECONOMIC WELL-BEING
2244	QUEENSTOWN LAKES DISTRICT COUNCIL	EFFECTIVE AND EFFICIENT INFRASTRUCTURE	COMMUNITY SATISFACTION WITH FOOTPATHS	FOOTPATH/WALKING/CYCLING	ECONOMIC WELL-BEING
2245	QUEENSTOWN LAKES DISTRICT COUNCIL	EFFECTIVE AND EFFICIENT INFRASTRUCTURE	COMMUNITY SATISFACTION WITH PARKING PROVISION	TRANSPORT	ECONOMIC WELL-BEING
2246	QUEENSTOWN LAKES DISTRICT COUNCIL	EFFECTIVE AND EFFICIENT INFRASTRUCTURE	RESIDENTS FREQUENCY OF USE OF PUBLIC TRANSPORT IN THE PREVIOUS MONTHS	TRANSPORT	ECONOMIC WELL-BEING
2247	QUEENSTOWN LAKES DISTRICT COUNCIL	EFFECTIVE AND EFFICIENT INFRASTRUCTURE	RESIDENTS RATING OF WHETHER PUBLIC TRANSPORT IS CONVENIENT	TRANSPORT	ECONOMIC WELL-BEING
2248	QUEENSTOWN LAKES DISTRICT COUNCIL	EFFECTIVE AND EFFICIENT INFRASTRUCTURE	COMMUNITY SATISFACTION WITH THE PROVISION OF CYCLEWAYS AND TRAILS	FOOTPATH/WALKING/CYCLING	ECONOMIC WELL-BEING
2249	QUEENSTOWN LAKES DISTRICT COUNCIL	EFFECTIVE AND EFFICIENT INFRASTRUCTURE	LEVEL OF SERVICE OF STATE HIGHWAYS (FROM THE RECENTLY COMPLETED TRANSPORTATION MODEL)	TRANSPORT	ECONOMIC WELL-BEING
2250	QUEENSTOWN LAKES DISTRICT COUNCIL	EFFECTIVE AND EFFICIENT INFRASTRUCTURE	LEVEL OF SERVICE PARKING PROVISION	COUNCIL OPERATIONS	ECONOMIC WELL-BEING
2251	QUEENSTOWN LAKES DISTRICT COUNCIL	EFFECTIVE AND EFFICIENT INFRASTRUCTURE	MODE OF TRAVEL TO WORK	TRANSPORT	ECONOMIC WELL-BEING
2252	QUEENSTOWN LAKES DISTRICT COUNCIL	EFFECTIVE AND EFFICIENT INFRASTRUCTURE	COMMUNITY SATISFACTION WITH THE RELIABILITY OF THE WATER SUPPLY	DRINKING WATER	ENVIRONMENTAL WELL-BEING
2253	QUEENSTOWN LAKES DISTRICT COUNCIL	EFFECTIVE AND EFFICIENT INFRASTRUCTURE	COMMUNITY SATISFACTION WITH THE QUALITY OF THE WATER SUPPLY	DRINKING WATER	ENVIRONMENTAL WELL-BEING
2254	QUEENSTOWN LAKES DISTRICT COUNCIL	EFFECTIVE AND EFFICIENT INFRASTRUCTURE	COMMUNITY SATISFACTION WITH RUBBISH COLLECTION	COUNCIL OPERATIONS	ENVIRONMENTAL WELL-BEING
2255	QUEENSTOWN LAKES DISTRICT COUNCIL	EFFECTIVE AND EFFICIENT INFRASTRUCTURE	THE LEVEL OF WATER USE AND WATER SUPPLY GRADING	DRINKING WATER	ENVIRONMENTAL WELL-BEING
2256	QUEENSTOWN LAKES DISTRICT COUNCIL	EFFECTIVE AND EFFICIENT INFRASTRUCTURE	NUMBER OF RESIDENTS WHO REPORT UNDERTAKING WASTE REDUCTION AND RECYCLING PRACTICES	RECYCLING/GREEN WASTE	ENVIRONMENTAL WELL-BEING
2257	QUEENSTOWN LAKES DISTRICT COUNCIL	HIGH QUALITY URBAN ENVIRONMENTS RESPECTFUL OF THE CHARACTER OF INDIVIDUAL COMMUNITIES	RESIDENT'S RATING OF SENSE OF PRIDE IN THE WAY THEIR TOWN (CENTRE) AND RESIDENTIAL AREA LOOKS AND FEELS	COMMUNITY DEVELOPMENT	SOCIAL WELL-BEING

Appendix A: List of Community Well-beings Outcomes and Measures by Councils

S.NO.	COUNCIL	OUTCOME	MEASURES	MEASURES BROAD GROUP	WELL-BEINGS
2258	QUEENSTOWN LAKES DISTRICT COUNCIL	HIGH QUALITY URBAN ENVIRONMENTS RESPECTFUL OF THE CHARACTER OF INDIVIDUAL COMMUNITIES	RESIDENTS RATING OF THE PROTECTION GIVEN TO URBAN AMENITY BY THE DISTRICT PLAN	PLANNING/BUILDING CONSENTS	ECONOMIC WELL-BEING
2259	QUEENSTOWN LAKES DISTRICT COUNCIL	HIGH QUALITY URBAN ENVIRONMENTS RESPECTFUL OF THE CHARACTER OF INDIVIDUAL COMMUNITIES	VALUE OF STREETScape IMPROVEMENTS UNDERTAKEN IN THE CBDS	CBD: CITY CENTRE	ECONOMIC WELL-BEING
2260	QUEENSTOWN LAKES DISTRICT COUNCIL	HIGH QUALITY URBAN ENVIRONMENTS RESPECTFUL OF THE CHARACTER OF INDIVIDUAL COMMUNITIES	DENSITY OF DWELLINGS IN THE URBAN AREAS	PLANNING/BUILDING CONSENTS	ECONOMIC WELL-BEING
2261	QUEENSTOWN LAKES DISTRICT COUNCIL	HIGH QUALITY URBAN ENVIRONMENTS RESPECTFUL OF THE CHARACTER OF INDIVIDUAL COMMUNITIES	NUMBER OF NEW MULTI-UNIT DWELLINGS	PLANNING/BUILDING CONSENTS	ECONOMIC WELL-BEING
2262	QUEENSTOWN LAKES DISTRICT COUNCIL	HIGH QUALITY URBAN ENVIRONMENTS RESPECTFUL OF THE CHARACTER OF INDIVIDUAL COMMUNITIES	RESIDUAL DWELLING CAPACITY IN TOWN CENTRES AND RESIDENTIAL AREAS (EXCLUDING RURAL RESIDENTIAL AND RURAL LIFESTYLE)	PLANNING/BUILDING CONSENTS	ECONOMIC WELL-BEING
2263	QUEENSTOWN LAKES DISTRICT COUNCIL	HIGH QUALITY URBAN ENVIRONMENTS RESPECTFUL OF THE CHARACTER OF INDIVIDUAL COMMUNITIES	OCCUPANCY OF VISITOR ACCOMMODATION UNITS	TOURISM	ECONOMIC WELL-BEING
2264	QUEENSTOWN LAKES DISTRICT COUNCIL	HIGH QUALITY URBAN ENVIRONMENTS RESPECTFUL OF THE CHARACTER OF INDIVIDUAL COMMUNITIES	AREA AND LOCATION OF LAND ZONED RESIDENTIAL OR COMMERCIAL	PLANNING/BUILDING CONSENTS	ECONOMIC WELL-BEING
2265	QUEENSTOWN LAKES DISTRICT COUNCIL	A STRONG AND DIVERSE ECONOMY	EMPLOYMENT GROWTH PER BUSINESS SECTOR	BUSINESS CONFIDENCE	ECONOMIC WELL-BEING
2266	QUEENSTOWN LAKES DISTRICT COUNCIL	A STRONG AND DIVERSE ECONOMY	NUMBER OF BUSINESSES IN THE DISTRICT	LEVEL OF EMPLOYMENT AND BUSINESSES	ECONOMIC WELL-BEING
2267	QUEENSTOWN LAKES DISTRICT COUNCIL	A STRONG AND DIVERSE ECONOMY	NUMBER OF BUSINESSES IN THE DISTRICT BY INDUSTRY SECTOR	LEVEL OF EMPLOYMENT AND BUSINESSES	ECONOMIC WELL-BEING
2268	QUEENSTOWN LAKES DISTRICT COUNCIL	A STRONG AND DIVERSE ECONOMY	NUMBER OF FILM PERMITS	ECONOMIC ACTIVITY	ECONOMIC WELL-BEING
2269	QUEENSTOWN LAKES DISTRICT COUNCIL	A STRONG AND DIVERSE ECONOMY	NUMBER OF GUEST NIGHTS	TOURISM	ECONOMIC WELL-BEING
2270	QUEENSTOWN LAKES DISTRICT COUNCIL	A STRONG AND DIVERSE ECONOMY	OCCUPANCY RATE BY ACCOMMODATION TYPE	TOURISM	ECONOMIC WELL-BEING
2271	QUEENSTOWN LAKES DISTRICT COUNCIL	PROTECTION AND CELEBRATION OF THE DISTRICTS LOCAL CULTURAL HERITAGE	NUMBER OF PROTECTED HERITAGE AND CULTURAL SITES	HERITAGE/HISTORIC	CULTURAL WELL-BEING
2272	QUEENSTOWN LAKES DISTRICT COUNCIL	PROTECTION AND CELEBRATION OF THE DISTRICTS LOCAL CULTURAL HERITAGE	PERCENTAGE OF POPULATION FLUENT IN TE REO	POPULATION/ETHNICITY/DEMOGRAPHICS	DEMOGRAPHICS
2273	QUEENSTOWN LAKES DISTRICT COUNCIL	PROTECTION AND CELEBRATION OF THE DISTRICTS LOCAL CULTURAL HERITAGE	NUMBER OF VISITS TO THE DISTRICT MUSEUM	ARTS/CULTURE/MUSEUM/EVENTS	CULTURAL WELL-BEING

Appendix A: List of Community Well-beings Outcomes and Measures by Councils

S.NO.	COUNCIL	OUTCOME	MEASURES	MEASURES BROAD GROUP	WELL-BEINGS
2274	QUEENSTOWN LAKES DISTRICT COUNCIL	PROTECTION AND CELEBRATION OF THE DISTRICTS LOCAL CULTURAL HERITAGE	NUMBER OF CULTURAL FACILITIES AVAILABLE TO THE PUBLIC	ARTS/CULTURE/MUSEUM/EVENTS	CULTURAL WELL-BEING
2275	QUEENSTOWN LAKES DISTRICT COUNCIL	PROTECTION AND CELEBRATION OF THE DISTRICTS LOCAL CULTURAL HERITAGE	NUMBER OF CULTURAL AND HERITAGE INITIATIVES AND EVENTS	HERITAGE/HISTORIC	CULTURAL WELL-BEING
2276	RANGITIKEI DISTRICT COUNCIL	GOOD ACCESS TO HEALTH SERVICES	RATIO OF DOCTORS TO POPULATION	HEALTH/HEALTH SERVICES	SOCIAL WELL-BEING
2277	RANGITIKEI DISTRICT COUNCIL	GOOD ACCESS TO HEALTH SERVICES	DEVELOPMENT OF NEW/BETTER SERVICES, BETTER ACCESS TO EXISTING SERVICES	COUNCIL FACILITIES	SOCIAL WELL-BEING
2278	RANGITIKEI DISTRICT COUNCIL	GOOD ACCESS TO HEALTH SERVICES	SATISFACTION WITH COUNCIL EFFORTS TO ADVOCATE ON BEHALF OF THE DISTRICT AND TO HAVE A STRATEGIC AND FORWARD-LOOKING FOCUS (STRATEGIC PLANNING)	PLANNING/BUILDING CONSENTS	ECONOMIC WELL-BEING
2279	RANGITIKEI DISTRICT COUNCIL	A SAFE AND CARING COMMUNITY	RECORDED CRIME	CRIME/SAFETY	SOCIAL WELL-BEING
2280	RANGITIKEI DISTRICT COUNCIL	A SAFE AND CARING COMMUNITY	DEVELOPMENT OF NEW/BETTER RESPONSE FACILITIES TO COMMUNITY EMERGENCY AND SAFETY	CRIME/SAFETY	SOCIAL WELL-BEING
2281	RANGITIKEI DISTRICT COUNCIL	A SAFE AND CARING COMMUNITY	RESPONDENTS' PERCEPTION THAT TOWNS IN THE DISTRICT ARE SAFE	CRIME/SAFETY	SOCIAL WELL-BEING
2282	RANGITIKEI DISTRICT COUNCIL	A SAFE AND CARING COMMUNITY	PERCENTAGE OF PEOPLE WHO PERCEIVE THAT THE COMMUNITY WORKS TOGETHER AND THAT PEOPLE SUPPORT EACH OTHER	COMMUNITY DEVELOPMENT	SOCIAL WELL-BEING
2283	RANGITIKEI DISTRICT COUNCIL	A SAFE AND CARING COMMUNITY	SATISFACTION WITH COUNCIL SERVICES THAT MAKE OUR COMMUNITIES SAFER - AVERAGED OVER 4 SERVICES: EMERGENCY MANAGEMENT, STREET LIGHTS, FOOTPATHS, CONTROL OF DOGS	FOOTPATH/WALKING/CYCLING	ECONOMIC WELL-BEING
2284	RANGITIKEI DISTRICT COUNCIL	LIFELONG EDUCATIONAL OPPORTUNITIES	LEVEL OF EDUCATIONAL ATTAINMENT	QUALIFICATION/SCHOOL	SOCIAL WELL-BEING
2285	RANGITIKEI DISTRICT COUNCIL	LIFELONG EDUCATIONAL OPPORTUNITIES	PERCENTAGE OF SCHOOL-AGE CHILDREN REMAINING WITHIN THE DISTRICT FOR EDUCATION	CHILD SAFETY & DEVELOPMENT	SOCIAL WELL-BEING
2286	RANGITIKEI DISTRICT COUNCIL	LIFELONG EDUCATIONAL OPPORTUNITIES	PERCENTAGE OF STUDENTS ACHIEVING LEVEL 1 LITERACY REQUIREMENT COMPARED TO NATIONAL AVERAGE	QUALIFICATION/SCHOOL	SOCIAL WELL-BEING
2287	RANGITIKEI DISTRICT COUNCIL	LIFELONG EDUCATIONAL OPPORTUNITIES	PERCENTAGE OF STUDENTS ACHIEVING LEVEL 1 NUMERACY REQUIREMENT COMPARED TO NATIONAL AVERAGE	QUALIFICATION/SCHOOL	SOCIAL WELL-BEING
2288	RANGITIKEI DISTRICT COUNCIL	LIFELONG EDUCATIONAL OPPORTUNITIES	DEVELOPMENT OF NEW/BETTER TRAINING OPPORTUNITIES TO MEET DEMAND AND SKILLS SHORTAGES, INCLUDING DISTANCE LEARNING	QUALIFICATION/SCHOOL	SOCIAL WELL-BEING
2289	RANGITIKEI DISTRICT COUNCIL	A BUOYANT DISTRICT ECONOMY	NUMBER OF EMPLOYEES IN AGRICULTURAL SECTOR	LEVEL OF EMPLOYMENT AND BUSINESSES	ECONOMIC WELL-BEING
2290	RANGITIKEI DISTRICT COUNCIL	A BUOYANT DISTRICT ECONOMY	NUMBER OF GUEST NIGHTS	TOURISM	ECONOMIC WELL-BEING
2291	RANGITIKEI DISTRICT COUNCIL	A BUOYANT DISTRICT ECONOMY	REAL VALUE ADDED (GDP) (PERCENTAGE CHANGE ON PREVIOUS YEAR):	GROSS DOMESTIC PRODUCT (GDP)	ECONOMIC WELL-BEING
2292	RANGITIKEI DISTRICT COUNCIL	A BUOYANT DISTRICT ECONOMY	REGIONAL PERFORMANCE INDICATORS		
2292	RANGITIKEI DISTRICT COUNCIL	A BUOYANT DISTRICT ECONOMY	NUMBER OF RESIDENTS WITH ACCESS TO THE INTERNET	PHONE/MOBILE/INTERNET	ECONOMIC WELL-BEING
2293	RANGITIKEI DISTRICT COUNCIL	A BUOYANT DISTRICT ECONOMY	SATISFACTION WITH COUNCIL SERVICES THAT PROMOTE OUR DISTRICT TO VISITORS AND TOURISTS - AVERAGE OVER 3 SERVICES: VISITOR INFORMATION CENTRES, COUNCIL'S WEB SITE USERS, TOURISM PROMOTION	TOURISM	ECONOMIC WELL-BEING

Appendix A: List of Community Well-beings Outcomes and Measures by Councils

S.NO.	COUNCIL	OUTCOME	MEASURES	MEASURES BROAD GROUP	WELL-BEINGS
2294	RANGITIKEI DISTRICT COUNCIL	A BUOYANT DISTRICT ECONOMY	SATISFACTION WITH COUNCIL SERVICES THAT OUR RATEPAYERS NEED -- AVERAGE OVER 4 SERVICES COUNCIL ROADS OVERALL CONTACT WITH COUNCIL, BUILDING ACTIVITIES AND CONSENT PROCESSES, DISTRICT PLAN	PLANNING/BUILDING CONSENTS	ECONOMIC WELL-BEING
2295	RANGITIKEI DISTRICT COUNCIL	A BUOYANT DISTRICT ECONOMY	THE TOWNS IN THE DISTRICT ARE ATTRACTIVE	CBD: CITY CENTRE	SOCIAL WELL-BEING
2296	RANGITIKEI DISTRICT COUNCIL	A TREASURED NATURAL ENVIRONMENT	COMPLIANCE OF RECOMMENDED WATER QUALITY STANDARDS OF THE RANGITIKEI RIVER	RIVER, LAKES, COASTAL AND GROUNDWATER	ENVIRONMENTAL WELL-BEING
2297	RANGITIKEI DISTRICT COUNCIL	A TREASURED NATURAL ENVIRONMENT	PROGRESS WITH THE SUSTAINABLE LAND USE INITIATIVE IN THE DISTRICT (PERCENTAGE OF LAND DEVELOPING AND/OR IMPLEMENTING A FARM PLAN)	ENVIRONMENT/ENVIRONMENTAL ATTITUDES	ENVIRONMENTAL WELL-BEING
2298	RANGITIKEI DISTRICT COUNCIL	A TREASURED NATURAL ENVIRONMENT	BIODIVERSITY LEVELS OF DISTRICT (PERCENTAGE OF NATIVE VEGETATION)	NATIVE VEGETATION	ENVIRONMENTAL WELL-BEING
2299	RANGITIKEI DISTRICT COUNCIL	A TREASURED NATURAL ENVIRONMENT	QUANTITY OF WASTE PROCESSED AT WASTE TRANSFER STATIONS PER CAPITA	RECYCLING/GREEN WASTE	ENVIRONMENTAL WELL-BEING
2300	RANGITIKEI DISTRICT COUNCIL	A TREASURED NATURAL ENVIRONMENT	SATISFACTION WITH COUNCIL SERVICES THAT PROTECT OUR ENVIRONMENT - AVERAGE OVER 3 SERVICES: REFUSE DISPOSAL (INCLUDING TRANSFER STATIONS). RECYCLING AND WATER SUPPLY	RIVER, LAKES, COASTAL AND GROUNDWATER	ENVIRONMENTAL WELL-BEING
2301	RANGITIKEI DISTRICT COUNCIL	ENJOYING LIFE IN THE RANGITIKEI	SOCIAL DEPRIVATION: NZ INDEX OF DEPRIVATION WHERE 1 = LESS LIKELY TO BE DEPRIVED; 10 = MORE LIKELY TO BE DEPRIVED	DEPRIVATION INDEX	SOCIAL WELL-BEING
2302	RANGITIKEI DISTRICT COUNCIL	ENJOYING LIFE IN THE RANGITIKEI	POPULATION ESTIMATES	POPULATION/ETHNICITY/DEMOGRAPHICS	DEMOGRAPHICS
2303	RANGITIKEI DISTRICT COUNCIL	ENJOYING LIFE IN THE RANGITIKEI	PERCENTAGE OF PEOPLE ENGAGING IN AT LEAST HOURS PHYSICAL ACTIVITY IN THE PRECEDING DAYS	PHYSICAL ACTIVITY	SOCIAL WELL-BEING
2304	RANGITIKEI DISTRICT COUNCIL	ENJOYING LIFE IN THE RANGITIKEI	SUPPORTING EFFORTS TO PRESERVE AND PROTECT THE DISTRICTS HISTORY AND HERITAGE	PARKS/RESERVES/OPEN SPACES	ENVIRONMENTAL WELL-BEING
2305	RANGITIKEI DISTRICT COUNCIL	ENJOYING LIFE IN THE RANGITIKEI	SATISFACTION WITH COUNCIL COMMUNITY SERVICES AND FACILITIES - AVERAGE OVER 6 SERVICES: LIBRARIES, SWIMMING POOLS, PARKS AND RESERVES, CEMETERIES, COMMUNITY HALLS AND PUBLIC TOILETS	PARKS/RESERVES/OPEN SPACES	ENVIRONMENTAL WELL-BEING
2306	ROTORUA DISTRICT COUNCIL	A SAFE AND CARING COMMUNITY	COMMUNITY SPIRIT	SOCIAL CONNECTION	SOCIAL WELL-BEING
2307	ROTORUA DISTRICT COUNCIL	A SAFE AND CARING COMMUNITY	SENSE OF COMMUNITY	SOCIAL CONNECTION	SOCIAL WELL-BEING
2308	ROTORUA DISTRICT COUNCIL	A SAFE AND CARING COMMUNITY	COMMUNITY SUPPORT	COMMUNITY DEVELOPMENT	SOCIAL WELL-BEING
2309	ROTORUA DISTRICT COUNCIL	A SAFE AND CARING COMMUNITY	REPORTED OFFENCES	CRIME/SAFETY	SOCIAL WELL-BEING
2310	ROTORUA DISTRICT COUNCIL	A SAFE AND CARING COMMUNITY	VICTIMISATION RATES	CRIME/SAFETY	SOCIAL WELL-BEING
2311	ROTORUA DISTRICT COUNCIL	A SAFE AND CARING COMMUNITY	PERCEPTIONS OF ROTORUA AS A SAFE PLACE TO LIVE	CRIME/SAFETY	SOCIAL WELL-BEING
2312	ROTORUA DISTRICT COUNCIL	A SAFE AND CARING COMMUNITY	PERCEPTIONS OF PERSONAL SAFETY	CRIME/SAFETY	SOCIAL WELL-BEING
2313	ROTORUA DISTRICT COUNCIL	A SAFE AND CARING COMMUNITY	CRASHES RESULTING IN DEATH OR INJURY	ROAD ACCIDENTS/INJURIES	ECONOMIC WELL-BEING
2314	ROTORUA DISTRICT COUNCIL	A SAFE AND CARING COMMUNITY	ROAD TRAFFIC CASUALTIES	ROAD ACCIDENTS/INJURIES	ECONOMIC WELL-BEING
2315	ROTORUA DISTRICT COUNCIL	A SAFE AND CARING COMMUNITY	NEW CITIZENS INDUCTED (BY NATIONALITY)	COMMUNITY DEVELOPMENT	SOCIAL WELL-BEING
2316	ROTORUA DISTRICT COUNCIL	A SAFE AND CARING COMMUNITY	SUPPORT FOR MIGRANTS AND REFUGEES	SOCIAL CONNECTION	SOCIAL WELL-BEING
2317	ROTORUA DISTRICT COUNCIL	A COMMUNITY THAT RESPECTS ITS ENVIRONMENT	PERSONAL ENVIRONMENTAL ACTIONS	ENVIRONMENT/ENVIRONMENTAL ATTITUDES	ENVIRONMENTAL WELL-BEING
2318	ROTORUA DISTRICT COUNCIL	A COMMUNITY THAT RESPECTS ITS ENVIRONMENT	PUBLIC ENVIRONMENTAL ACTIONS	ENVIRONMENT/ENVIRONMENTAL ATTITUDES	ENVIRONMENTAL WELL-BEING
2319	ROTORUA DISTRICT COUNCIL	A COMMUNITY THAT RESPECTS ITS ENVIRONMENT	ATTITUDES TOWARDS CARING FOR THE ENVIRONMENT	ENVIRONMENT/ENVIRONMENTAL ATTITUDES	ENVIRONMENTAL WELL-BEING

Appendix A: List of Community Well-beings Outcomes and Measures by Councils

S.NO.	COUNCIL	OUTCOME	MEASURES	MEASURES BROAD GROUP	WELL-BEINGS
2320	ROTORUA DISTRICT COUNCIL	A COMMUNITY THAT RESPECTS ITS ENVIRONMENT	WASTE TO LANDFILL	WASTE TO LANDFILL	ENVIRONMENTAL WELL-BEING
2321	ROTORUA DISTRICT COUNCIL	A COMMUNITY THAT RESPECTS ITS ENVIRONMENT	RECYCLING VOLUMES	RECYCLING/GREEN WASTE	ENVIRONMENTAL WELL-BEING
2322	ROTORUA DISTRICT COUNCIL	A COMMUNITY THAT RESPECTS ITS ENVIRONMENT	PROTECTION OF LAKE AND STREAM MARGINS	RIVER, LAKES, COASTAL AND GROUNDWATER	ENVIRONMENTAL WELL-BEING
2323	ROTORUA DISTRICT COUNCIL	A COMMUNITY THAT RESPECTS ITS ENVIRONMENT	RETICULATION OF LAKESIDE SETTLEMENTS	RIVER, LAKES, COASTAL AND GROUNDWATER	ENVIRONMENTAL WELL-BEING
2324	ROTORUA DISTRICT COUNCIL	A COMMUNITY THAT RESPECTS ITS ENVIRONMENT	ALGAL BLOOMS	ENVIRONMENT/ENVIRONMENTAL ATTITUDES	ENVIRONMENTAL WELL-BEING
2325	ROTORUA DISTRICT COUNCIL	A COMMUNITY THAT RESPECTS ITS ENVIRONMENT	NITRATE LOADINGS IN GROUNDWATER	RIVER, LAKES, COASTAL AND GROUNDWATER	ENVIRONMENTAL WELL-BEING
2326	ROTORUA DISTRICT COUNCIL	A COMMUNITY THAT RESPECTS ITS ENVIRONMENT	WATER QUALITY INDEX	RIVER, LAKES, COASTAL AND GROUNDWATER	ENVIRONMENTAL WELL-BEING
2327	ROTORUA DISTRICT COUNCIL	A COMMUNITY THAT RESPECTS ITS ENVIRONMENT	EXTENT OF NATIVE VEGETATION	NATIVE VEGETATION	ENVIRONMENTAL WELL-BEING
2328	ROTORUA DISTRICT COUNCIL	A COMMUNITY THAT RESPECTS ITS ENVIRONMENT	EXTENT OF COMMERCIAL FORESTRY	ENVIRONMENT/ENVIRONMENTAL ATTITUDES	ENVIRONMENTAL WELL-BEING
2329	ROTORUA DISTRICT COUNCIL	A COMMUNITY THAT RESPECTS ITS ENVIRONMENT	STOCK DENSITY	AGRICULTURE/DAIRY	ECONOMIC WELL-BEING
2330	ROTORUA DISTRICT COUNCIL	A COMMUNITY THAT RESPECTS ITS ENVIRONMENT	GREENHOUSE GAS EMISSIONS	AIR QUALITY	ENVIRONMENTAL WELL-BEING
2331	ROTORUA DISTRICT COUNCIL	A COMMUNITY THAT RESPECTS ITS ENVIRONMENT	ENERGY CONSERVATION INITIATIVES	ENERGY USAGE	ENVIRONMENTAL WELL-BEING
2332	ROTORUA DISTRICT COUNCIL	A COMMUNITY THAT RESPECTS ITS ENVIRONMENT	RESIDENT SATISFACTION WITH LITTER CONTROL	WASTE TO LANDFILL	ENVIRONMENTAL WELL-BEING
2333	ROTORUA DISTRICT COUNCIL	A COMMUNITY THAT RESPECTS ITS ENVIRONMENT	PROPOSED: 'BEAUTIFUL CITY STATUS'	CBD: CITY CENTRE	SOCIAL WELL-BEING
2334	ROTORUA DISTRICT COUNCIL	A HEALTHY COMMUNITY	ESTIMATED LIFE EXPECTANCY AT BIRTH	LIFE EXPECTANCY	DEMOGRAPHICS
2335	ROTORUA DISTRICT COUNCIL	A HEALTHY COMMUNITY	LOW BIRTH WEIGHT BABIES	CHILD SAFETY & DEVELOPMENT	SOCIAL WELL-BEING
2336	ROTORUA DISTRICT COUNCIL	A HEALTHY COMMUNITY	CARDIOVASCULAR DISEASE	HEALTH/HEALTH SERVICES	SOCIAL WELL-BEING
2337	ROTORUA DISTRICT COUNCIL	A HEALTHY COMMUNITY	PREVALENCE OF CIGARETTE SMOKING	HEALTH/HEALTH SERVICES	SOCIAL WELL-BEING
2338	ROTORUA DISTRICT COUNCIL	A HEALTHY COMMUNITY	AVOIDABLE HOSPITALISATION	HOSPITALISATIONS	ECONOMIC WELL-BEING
2339	ROTORUA DISTRICT COUNCIL	A HEALTHY COMMUNITY	IMMUNISATION RATES	HEALTH/HEALTH SERVICES	SOCIAL WELL-BEING
2340	ROTORUA DISTRICT COUNCIL	A HEALTHY COMMUNITY	ORAL HEALTH	HEALTH/HEALTH SERVICES	SOCIAL WELL-BEING
2341	ROTORUA DISTRICT COUNCIL	A HEALTHY COMMUNITY	PARTICIPATION IN PHYSICAL ACTIVITY	PHYSICAL ACTIVITY	SOCIAL WELL-BEING
2342	ROTORUA DISTRICT COUNCIL	A HEALTHY COMMUNITY	HAPPINESS	QUALITY OF LIFE	SOCIAL WELL-BEING
2343	ROTORUA DISTRICT COUNCIL	A HEALTHY COMMUNITY	URBAN AIR QUALITY	AIR QUALITY	ENVIRONMENTAL WELL-BEING
2344	ROTORUA DISTRICT COUNCIL	A HEALTHY COMMUNITY	DRINKING WATER SUPPLY RISK GRADINGS	DRINKING WATER	ENVIRONMENTAL WELL-BEING
2345	ROTORUA DISTRICT COUNCIL	A PROSPEROUS COMMUNITY	PERSONAL INCOME	INCOME	ECONOMIC WELL-BEING
2346	ROTORUA DISTRICT COUNCIL	A PROSPEROUS COMMUNITY	HOUSEHOLD INCOME	INCOME	ECONOMIC WELL-BEING
2347	ROTORUA DISTRICT COUNCIL	A PROSPEROUS COMMUNITY	ECONOMIC GROWTH INDEX	GROSS DOMESTIC PRODUCT (GDP)	ECONOMIC WELL-BEING
2348	ROTORUA DISTRICT COUNCIL	A PROSPEROUS COMMUNITY	BUSINESS CONFIDENCE INDEX	BUSINESS CONFIDENCE	ECONOMIC WELL-BEING
2349	ROTORUA DISTRICT COUNCIL	A PROSPEROUS COMMUNITY	ABILITY TO DEVELOP MAORI LAND	HERITAGE/HISTORIC	CULTURAL WELL-BEING
2350	ROTORUA DISTRICT COUNCIL	A PROSPEROUS COMMUNITY	EMPLOYMENT RATE	LEVEL OF EMPLOYMENT AND BUSINESSES	ECONOMIC WELL-BEING

Appendix A: List of Community Well-beings Outcomes and Measures by Councils

S.NO.	COUNCIL	OUTCOME	MEASURES	MEASURES BROAD GROUP	WELL-BEINGS
2351	ROTORUA DISTRICT COUNCIL	A PROSPEROUS COMMUNITY	PEOPLE REGISTERED ON UNEMPLOYMENT BENEFIT	UNEMPLOYMENT	ECONOMIC WELL-BEING
2352	ROTORUA DISTRICT COUNCIL	A PROSPEROUS COMMUNITY	SOCIAL DEPRIVATION INDEX	DEPRIVATION INDEX	SOCIAL WELL-BEING
2353	ROTORUA DISTRICT COUNCIL	A PROSPEROUS COMMUNITY	CBD PEDESTRIAN COUNTS	CBD: CITY CENTRE	SOCIAL WELL-BEING
2354	ROTORUA DISTRICT COUNCIL	A PROSPEROUS COMMUNITY	CBD RETAIL VACANCY RATE	CBD: CITY CENTRE	SOCIAL WELL-BEING
2355	ROTORUA DISTRICT COUNCIL	A COMMUNITY WITH EXCELLENT FACILITIES AND SERVICES	PRIDE IN THE LOOK AND FEEL OF THE DISTRICT	COMMUNITY DEVELOPMENT	SOCIAL WELL-BEING
2356	ROTORUA DISTRICT COUNCIL	A COMMUNITY WITH EXCELLENT FACILITIES AND SERVICES	PERCEPTION OF PUBLIC TRANSPORT	TRANSPORT	ECONOMIC WELL-BEING
2357	ROTORUA DISTRICT COUNCIL	A COMMUNITY WITH EXCELLENT FACILITIES AND SERVICES	PERCEPTION OF EASE OF WALKING AND CYCLING	FOOTPATH/WALKING/CYCLING	ECONOMIC WELL-BEING
2358	ROTORUA DISTRICT COUNCIL	A COMMUNITY WITH EXCELLENT FACILITIES AND SERVICES	RESIDENT SATISFACTION WITH COUNCIL FACILITIES SERVICES	DECISION MAKING/CONSULTATION	SOCIAL WELL-BEING
2359	ROTORUA DISTRICT COUNCIL	A COMMUNITY WITH EXCELLENT FACILITIES AND SERVICES	VISITOR SATISFACTION WITH FACILITIES SERVICES	TOURISM	ECONOMIC WELL-BEING
2360	ROTORUA DISTRICT COUNCIL	A COMMUNITY WITH EXCELLENT FACILITIES AND SERVICES	COST OF LOCAL AUTHORITY SERVICES	COUNCIL OPERATIONS	ECONOMIC WELL-BEING
2361	ROTORUA DISTRICT COUNCIL	A COMMUNITY WITH EXCELLENT FACILITIES AND SERVICES	NUMBER OF SMOKE-FREE FACILITIES IN ROTORUA'S URBAN AREAS	COUNCIL FACILITIES	SOCIAL WELL-BEING
2362	ROTORUA DISTRICT COUNCIL	A COMMUNITY WITH EXCELLENT FACILITIES AND SERVICES	ACCESS FOR PEOPLE WITH DISABILITIES	COUNCIL FACILITIES	SOCIAL WELL-BEING
2363	ROTORUA DISTRICT COUNCIL	A COMMUNITY WITH EXCELLENT FACILITIES AND SERVICES	HOUSING AFFORDABILITY INDEX	HOUSE AFFORDABILITY	ECONOMIC WELL-BEING
2364	ROTORUA DISTRICT COUNCIL	A COMMUNITY WITH EXCELLENT FACILITIES AND SERVICES	RENT TO INCOME RATIO	INCOME	ECONOMIC WELL-BEING
2365	ROTORUA DISTRICT COUNCIL	A COMMUNITY WITH EXCELLENT FACILITIES AND SERVICES	HOME OWNERSHIP RATE	HOME OWNERSHIP	DEMOGRAPHICS
2366	ROTORUA DISTRICT COUNCIL	A COMMUNITY WITH EXCELLENT FACILITIES AND SERVICES	HOUSING AFFORDABILITY INDEX	HOUSE AFFORDABILITY	ECONOMIC WELL-BEING
2367	ROTORUA DISTRICT COUNCIL	A COMMUNITY WITH EXCELLENT FACILITIES AND SERVICES	RENT TO INCOME RATIO	INCOME	ECONOMIC WELL-BEING
2368	ROTORUA DISTRICT COUNCIL	A COMMUNITY WITH EXCELLENT FACILITIES AND SERVICES	HOME OWNERSHIP RATE	HOME OWNERSHIP	DEMOGRAPHICS
2369	ROTORUA DISTRICT COUNCIL	A COMMUNITY THAT VALUES ITS LIVING MAORI CULTURE	IMPORTANCE OF LIVING MAORI CULTURE	ARTS/CULTURE/MUSEUM/EVENTS	CULTURAL WELL-BEING
2370	ROTORUA DISTRICT COUNCIL	A COMMUNITY THAT VALUES ITS LIVING MAORI CULTURE	EXTENT THE COMMUNITY VALUES ITS LIVING MAORI CULTURE	ARTS/CULTURE/MUSEUM/EVENTS	CULTURAL WELL-BEING
2371	ROTORUA DISTRICT COUNCIL	A COMMUNITY THAT VALUES ITS LIVING MAORI CULTURE	EQUAL OPPORTUNITIES	ECONOMIC ACTIVITY	ECONOMIC WELL-BEING
2372	ROTORUA DISTRICT COUNCIL	A COMMUNITY THAT VALUES ITS LIVING MAORI CULTURE	RELATIONSHIP BETWEEN MAORI COUNCIL	ELECTED MEMBERS	SOCIAL WELL-BEING
2373	ROTORUA DISTRICT COUNCIL	A COMMUNITY THAT VALUES ITS LIVING MAORI CULTURE	SPEAKING PROFICIENCY IN TE REO	POPULATION/ETHNICITY/DEMOGRAPHICS	DEMOGRAPHICS
2374	ROTORUA DISTRICT COUNCIL	A COMMUNITY THAT VALUES ITS LIVING MAORI CULTURE	PERCEIVED IMPORTANCE OF TE REO	SOCIAL CONNECTION	SOCIAL WELL-BEING
2375	ROTORUA DISTRICT COUNCIL	A COMMUNITY THAT VALUES ITS LIVING MAORI CULTURE	MAORI ACTIVITIES AND MEDIA	SOCIAL CONNECTION	SOCIAL WELL-BEING
2376	ROTORUA DISTRICT COUNCIL	A LEARNING COMMUNITY	EARLY CHILDHOOD EDUCATION	EARLY CHILDHOOD EDUCATION	SOCIAL WELL-BEING
2377	ROTORUA DISTRICT COUNCIL	A LEARNING COMMUNITY	SCHOOL QUALIFICATIONS	QUALIFICATION/SCHOOL	SOCIAL WELL-BEING

Appendix A: List of Community Well-beings Outcomes and Measures by Councils

S.NO.	COUNCIL	OUTCOME	MEASURES	MEASURES BROAD GROUP	WELL-BEINGS
2378	ROTORUA DISTRICT COUNCIL	A LEARNING COMMUNITY	EARLY SCHOOL LEAVERS	QUALIFICATION/SCHOOL	SOCIAL WELL-BEING
2379	ROTORUA DISTRICT COUNCIL	A LEARNING COMMUNITY	STAND-DOWNS AND SUSPENSIONS	QUALIFICATION/SCHOOL	SOCIAL WELL-BEING
2380	ROTORUA DISTRICT COUNCIL	A LEARNING COMMUNITY	TRUANCY RATE	QUALIFICATION/SCHOOL	SOCIAL WELL-BEING
2381	ROTORUA DISTRICT COUNCIL	A LEARNING COMMUNITY	PARTICIPATION IN FURTHER EDUCATION OR TRAINING	QUALIFICATION/SCHOOL	SOCIAL WELL-BEING
2382	ROTORUA DISTRICT COUNCIL	HAPPENINGCOMMUNITY	ALWAYS SOMETHING TO DO	YOUTH	SOCIAL WELL-BEING
2383	ROTORUA DISTRICT COUNCIL	HAPPENINGCOMMUNITY	ATTENDANCE AT MAJOR EVENTS	ARTS/CULTURE/MUSEUM/EVENTS	CULTURAL WELL-BEING
2384	ROTORUA DISTRICT COUNCIL	HAPPENINGCOMMUNITY	PARTICIPATION IN SPORTS, ARTS, RECREATIONAL OR CULTURAL GROUPS OR ACTIVITIES	SPORTS	SOCIAL WELL-BEING
2385	ROTORUA DISTRICT COUNCIL	HAPPENINGCOMMUNITY	VISITOR NUMBERS	TOURISM	ECONOMIC WELL-BEING
2386	ROTORUA DISTRICT COUNCIL	HAPPENINGCOMMUNITY	VISITOR NIGHTS	TOURISM	ECONOMIC WELL-BEING
2387	RUAPEHU DISTRICT COUNCIL	CULTURAL WELL-BEING	MAORI LANGUAGE SPEAKERS	POPULATION/ETHNICITY/DEMOGRAPHICS	DEMOGRAPHICS
2388	RUAPEHU DISTRICT COUNCIL	CULTURAL WELL-BEING	VISITORS TO LIBRARIES	LIBRARY	SOCIAL WELL-BEING
2389	RUAPEHU DISTRICT COUNCIL	CULTURAL WELL-BEING	RECOGNITION OF HERITAGE	HERITAGE/HISTORIC	CULTURAL WELL-BEING
2390	RUAPEHU DISTRICT COUNCIL	CULTURAL WELL-BEING	LOCAL EVENTS	ARTS/CULTURE/MUSEUM/EVENTS	CULTURAL WELL-BEING
2391	RUAPEHU DISTRICT COUNCIL	SOCIAL WELL-BEING	POPULATION CHANGES	POPULATION/ETHNICITY/DEMOGRAPHICS	DEMOGRAPHICS
2392	RUAPEHU DISTRICT COUNCIL	SOCIAL WELL-BEING	PARTICIPATION IN EARLY EDUCATION	CHILD SAFETY & DEVELOPMENT	SOCIAL WELL-BEING
2393	RUAPEHU DISTRICT COUNCIL	SOCIAL WELL-BEING	ADULT EDUCATIONAL ATTAINMENT	QUALIFICATION/SCHOOL	SOCIAL WELL-BEING
2394	RUAPEHU DISTRICT COUNCIL	SOCIAL WELL-BEING	EMPLOYMENT RATE	LEVEL OF EMPLOYMENT AND BUSINESSES	ECONOMIC WELL-BEING
2395	RUAPEHU DISTRICT COUNCIL	SOCIAL WELL-BEING	UNEMPLOYMENT RATE	UNEMPLOYMENT	ECONOMIC WELL-BEING
2396	RUAPEHU DISTRICT COUNCIL	SOCIAL WELL-BEING	SOCIAL CONNECTEDNESS	SOCIAL CONNECTION	SOCIAL WELL-BEING
2397	RUAPEHU DISTRICT COUNCIL	SOCIAL WELL-BEING	RECORDED CRIME	CRIME/SAFETY	SOCIAL WELL-BEING
2398	RUAPEHU DISTRICT COUNCIL	SOCIAL WELL-BEING	ROAD SAFETY	TRANSPORT	ECONOMIC WELL-BEING
2399	RUAPEHU DISTRICT COUNCIL	SOCIAL WELL-BEING	HOME OWNERSHIP	HOME OWNERSHIP	DEMOGRAPHICS
2400	RUAPEHU DISTRICT COUNCIL	SOCIAL WELL-BEING	HOUSEHOLD CROWDING	HOUSE AFFORDABILITY	ECONOMIC WELL-BEING
2401	RUAPEHU DISTRICT COUNCIL	SOCIAL WELL-BEING	VOTER TURNOUT	ELECTIONS/VOTER TURNOUT	SOCIAL WELL-BEING
2402	RUAPEHU DISTRICT COUNCIL	SOCIAL WELL-BEING	FEMALE REPRESENTATION	ELECTED MEMBERS	SOCIAL WELL-BEING
2403	RUAPEHU DISTRICT COUNCIL	SOCIAL WELL-BEING	LIFE EXPECTANCY AT BIRTH	LIFE EXPECTANCY	DEMOGRAPHICS
2404	RUAPEHU DISTRICT COUNCIL	SOCIAL WELL-BEING	ACCESS TO HEALTH SERVICES	HEALTH/HEALTH SERVICES	SOCIAL WELL-BEING
2405	RUAPEHU DISTRICT COUNCIL	SOCIAL WELL-BEING	YOUTH PROFILE	YOUTH	SOCIAL WELL-BEING
2406	RUAPEHU DISTRICT COUNCIL	ENVIRONMENTAL WELL-BEING	WASTE VOLUMES	WASTE TO LANDFILL	ENVIRONMENTAL WELL-BEING
2407	RUAPEHU DISTRICT COUNCIL	ENVIRONMENTAL WELL-BEING	DRINKING WATER STANDARDS	DRINKING WATER	ENVIRONMENTAL WELL-BEING
2408	RUAPEHU DISTRICT COUNCIL	ENVIRONMENTAL WELL-BEING	FRESHWATER QUALITY	RIVER, LAKES, COASTAL AND GROUNDWATER	ENVIRONMENTAL WELL-BEING
2409	RUAPEHU DISTRICT COUNCIL	ENVIRONMENTAL WELL-BEING	BIODIVERSITY MANAGEMENT	ENVIRONMENT/ENVIRONMENTAL ATTITUDES	ENVIRONMENTAL WELL-BEING
2410	RUAPEHU DISTRICT COUNCIL	ENVIRONMENTAL WELL-BEING	CO EMISSIONS PER CAPITA	ENVIRONMENT/ENVIRONMENTAL ATTITUDES	ENVIRONMENTAL WELL-BEING
2411	RUAPEHU DISTRICT COUNCIL	ECONOMIC WELL-BEING	MEDIAN PERSONAL INCOME	INCOME	ECONOMIC WELL-BEING
2412	RUAPEHU DISTRICT COUNCIL	ECONOMIC WELL-BEING	AVERAGE HOURLY EARNINGS	INCOME	ECONOMIC WELL-BEING
2413	RUAPEHU DISTRICT COUNCIL	ECONOMIC WELL-BEING	ECONOMIC GROWTH IN GDP	GROSS DOMESTIC PRODUCT (GDP)	ECONOMIC WELL-BEING
2414	RUAPEHU DISTRICT COUNCIL	ECONOMIC WELL-BEING	NUMBER OF BUSINESSES	NUMBER OF BUSINESSES	ECONOMIC WELL-BEING

Appendix A: List of Community Well-beings Outcomes and Measures by Councils

S.NO.	COUNCIL	OUTCOME	MEASURES	MEASURES BROAD GROUP	WELL-BEINGS
2415	RUAPEHU DISTRICT COUNCIL	ECONOMIC WELL-BEING	EMPLOYMENT GROWTH	LEVEL OF EMPLOYMENT AND BUSINESSES	ECONOMIC WELL-BEING
2416	RUAPEHU DISTRICT COUNCIL	ECONOMIC WELL-BEING	GROWTH IN TOURIST NUMBERS	TOURISM	ECONOMIC WELL-BEING
2417	RUAPEHU DISTRICT COUNCIL	ECONOMIC WELL-BEING	RESOURCE CONSENTS	PLANNING/BUILDING CONSENTS	ECONOMIC WELL-BEING
2418	RUAPEHU DISTRICT COUNCIL	ECONOMIC WELL-BEING	BUILDING CONSENTS	PLANNING/BUILDING CONSENTS	ECONOMIC WELL-BEING
2419	SELWYN DISTRICT COUNCIL	ENVIRONMENT	ENVIRONMENT CANTERBURY DO NOT DEEM IT NECESSARY TO MONITOR AIR QUALITY IN THE DISTRICT	AIR QUALITY	ENVIRONMENTAL WELL-BEING
2420	SELWYN DISTRICT COUNCIL	ENVIRONMENT	TOTAL HECTARES OF VULNERABLE INDIGENOUS VEGETATION WHICH ARE PROTECTED UNDER MANAGEMENT AGREEMENTS	NATIVE VEGETATION	ENVIRONMENTAL WELL-BEING
2421	SELWYN DISTRICT COUNCIL	ENVIRONMENT	ENVIRONMENT CANTERBURY CONSIDER SOIL QUALITY TO BE AT AN ACCEPTABLE LEVEL	ENVIRONMENT/ENVIRONMENTAL ATTITUDES	ENVIRONMENTAL WELL-BEING
2422	SELWYN DISTRICT COUNCIL	ENVIRONMENT	COMPLIANCE WITH DWSNZ 2008 CRITERIA FOR WATER LEAVING TREATMENT PLANT AS REPORTED BY THE MINISTRY OF HEALTH, FOR EACH REGISTERED WATER SUPPLY	RIVER, LAKES, COASTAL AND GROUNDWATER	ENVIRONMENTAL WELL-BEING
2423	SELWYN DISTRICT COUNCIL	ENVIRONMENT	TOTAL NUMBER OF SEWER AND SEWER PUMP STATION OVERFLOWS EVENTS (WET AND DRY WEATHER)	SEWERAGE/WASTEWATER	ENVIRONMENTAL WELL-BEING
2424	SELWYN DISTRICT COUNCIL	ENVIRONMENT	THE PROPORTION OF MONITORED FRESHWATER SITES CONSIDERED SUITABLE FOR RECREATION	RIVER, LAKES, COASTAL AND GROUNDWATER	ENVIRONMENTAL WELL-BEING
2425	SELWYN DISTRICT COUNCIL	ENVIRONMENT	THE PERCENTAGE OF THE COMMUNITY THAT ARE SATISFIED WITH THE QUALITY OF RURAL ENVIRONMENT, AND SATISFACTION WITH THE PROTECTION GIVEN TO IT BY THE DISTRICT PLAN AS IDENTIFIED IN THE RESIDENTS' SURVEY	ENVIRONMENT/ENVIRONMENTAL ATTITUDES	ENVIRONMENTAL WELL-BEING
2426	SELWYN DISTRICT COUNCIL	ENVIRONMENT	THE PERCENTAGE OF GROWTH OCCURRING INSIDE METROPOLITAN URBAN LIMITS OR ON ZONED URBAN LAND	PLANNING/BUILDING CONSENTS	ECONOMIC WELL-BEING
2427	SELWYN DISTRICT COUNCIL	SOCIAL	INCREASE IN THE NUMBER OF HEALTH AND SOCIAL SERVICE PROVIDERS PRESENT IN THE DISTRICT	HEALTH/HEALTH SERVICES	SOCIAL WELL-BEING
2428	SELWYN DISTRICT COUNCIL	SOCIAL	NUMBERS AND PERCENTAGE OF PEOPLE ENROLLED IN PUBLIC HEALTH ORGANISATIONS	HEALTH/HEALTH SERVICES	SOCIAL WELL-BEING
2429	SELWYN DISTRICT COUNCIL	SOCIAL	GPS PER HEAD OF POPULATION	HEALTH/HEALTH SERVICES	SOCIAL WELL-BEING
2430	SELWYN DISTRICT COUNCIL	SOCIAL	IMPROVED ACCESS TO GP SERVICES	HEALTH/HEALTH SERVICES	SOCIAL WELL-BEING
2431	SELWYN DISTRICT COUNCIL	SOCIAL	INCREASE IN THE NUMBER OF PEOPLE PARTICIPATING IN REGULAR PHYSICAL ACTIVITY	PHYSICAL ACTIVITY	SOCIAL WELL-BEING
2432	SELWYN DISTRICT COUNCIL	SOCIAL	INCREASE IN THE NUMBER OF NEIGHBOURHOOD SUPPORT AND OTHER COMMUNITY SUPPORT GROUPS	COMMUNITY DEVELOPMENT	SOCIAL WELL-BEING
2433	SELWYN DISTRICT COUNCIL	SOCIAL	INCREASE IN RESIDENTS' PERCEPTION OF SAFETY AT HOME AND IN THE COMMUNITY	CRIME/SAFETY	SOCIAL WELL-BEING
2434	SELWYN DISTRICT COUNCIL	SOCIAL	REDUCTION IN NUMBER OF INJURIES IN SELWYN	ROAD ACCIDENTS/INJURIES	ECONOMIC WELL-BEING
2435	SELWYN DISTRICT COUNCIL	SOCIAL	REQUIREMENTS OF THE CANTERBURY CIVIL DEFENCE EMERGENCY MANAGEMENT PLAN AND CIVIL DEFENCE EMERGENCY MANAGEMENT ACT MET	NATURAL DISASTER/RESILIENCE	ENVIRONMENTAL WELL-BEING
2436	SELWYN DISTRICT COUNCIL	SOCIAL	REQUIREMENTS OF THE FOREST AND RURAL FIRES ACT 1977, THE FOREST AND RURAL FIRES REGULATIONS 2005 AND NATIONAL STANDARDS MET IN TERMS OF BOTH LEGISLATION COMPLIANCE AND AGREED STANDARDS	NATURAL DISASTER/RESILIENCE	ENVIRONMENTAL WELL-BEING
2437	SELWYN DISTRICT COUNCIL	SOCIAL	INCREASE IN NUMBER OF VOLUNTEERS AND COMMUNITY GROUPS INVOLVED IN EMERGENCY MANAGEMENT	VOLUNTEER/UNPAID WORK	SOCIAL WELL-BEING
2438	SELWYN DISTRICT COUNCIL	SOCIAL	NO MORE THAN SERIOUS CASUALTIES ANNUALLY BY 2010	ROAD ACCIDENTS/INJURIES	ECONOMIC WELL-BEING

Appendix A: List of Community Well-beings Outcomes and Measures by Councils

S.NO.	COUNCIL	OUTCOME	MEASURES	MEASURES BROAD GROUP	WELL-BEINGS
2439	SELWYN DISTRICT COUNCIL	SOCIAL	INCREASE IN NUMBER OF SAFE RECREATION AND ENTERTAINMENT OPPORTUNITIES FOR YOUNG PEOPLE IN THE DISTRICT	YOUTH	SOCIAL WELL-BEING
2440	SELWYN DISTRICT COUNCIL	SOCIAL	INCREASE IN THE NUMBER OF EDUCATIONAL OPPORTUNITIES IN THE DISTRICT	QUALIFICATION/SCHOOL	SOCIAL WELL-BEING
2441	SELWYN DISTRICT COUNCIL	SOCIAL	INCREASE IN THE NUMBER OF LIFELONG LEARNING OPPORTUNITIES PROVIDED BY SELWYN LIBRARIES	INCOME	ECONOMIC WELL-BEING
2442	SELWYN DISTRICT COUNCIL	ECONOMIC	INCREASE IN THE NUMBER OF NEW BUSINESSES ESTABLISHED IN THE DISTRICT	NUMBER OF BUSINESSES	ECONOMIC WELL-BEING
2443	SELWYN DISTRICT COUNCIL	ECONOMIC	INCREASE IN THE NUMBER OF PEOPLE WORKING IN SELWYN DISTRICT	LEVEL OF EMPLOYMENT AND BUSINESSES	ECONOMIC WELL-BEING
2444	SELWYN DISTRICT COUNCIL	ECONOMIC	BETTER DIGITAL CONNECTIONS ESTABLISHED IN THE DISTRICT	PHONE/MOBILE/INTERNET	ECONOMIC WELL-BEING
2445	SELWYN DISTRICT COUNCIL	ECONOMIC	GROWTH IN BUSINESSES AND PEOPLE EMPLOYED IN THE SELWYN DISTRICT IN THE PRIMARY SECTOR	LEVEL OF EMPLOYMENT AND BUSINESSES	ECONOMIC WELL-BEING
2446	SELWYN DISTRICT COUNCIL	ECONOMIC	DEVELOPMENT AND IMPLEMENTATION OF A DISTRICT TOURISM/PROMOTIONS STRATEGY	TOURISM	ECONOMIC WELL-BEING
2447	SELWYN DISTRICT COUNCIL	ECONOMIC	RESIDENTS' SATISFACTION WITH URBAN AND RURAL ROADS IS GREATER THAN 75% AND 60% RESPECTIVELY	TRANSPORT	ECONOMIC WELL-BEING
2448	SELWYN DISTRICT COUNCIL	CULTURE	INCREASE IN REGISTERED LIBRARY USERS AS A PERCENTAGE OF TOTAL POPULATION	LIBRARY	SOCIAL WELL-BEING
2449	SELWYN DISTRICT COUNCIL	CULTURE	INCREASE IN NUMBER OF LOCAL ARTS AND CULTURAL ORGANISATIONS/ACTIVITIES	ARTS/CULTURE/MUSEUM/EVENTS	CULTURAL WELL-BEING
2450	SELWYN DISTRICT COUNCIL	CULTURE	SELWYN HISTORY AND HERITAGE PRESERVED AND PROMOTED BY CANTERBURY MUSEUM	ARTS/CULTURE/MUSEUM/EVENTS	CULTURAL WELL-BEING
2451	SELWYN DISTRICT COUNCIL	CULTURE	NUMBER OF SUCCESSFUL APPLICATIONS BY PROPERTY OWNERS FOR GRANTS TO HELP MAINTAIN AND ENHANCE THE HERITAGE OF THE DISTRICT	HERITAGE/HISTORIC	CULTURAL WELL-BEING
2452	SOUTH TARANAKI DISTRICT COUNCIL	VIBRANT	PEOPLE HAVE ACCESS TO AND ARE ENCOURAGED TO PARTICIPATE IN A WIDE RANGE OF HIGH QUALITY RECREATIONAL SPORT, LEISURE, ART AND CULTURAL ACTIVITIES	RECREATIONAL FACILITIES	SOCIAL WELL-BEING
2453	SOUTH TARANAKI DISTRICT COUNCIL	VIBRANT	THE DISTRICT HAS HIGH-QUALITY PUBLIC AMENITIES AND FACILITIES THAT ALL PEOPLE HAVE ACCESS TO	COUNCIL FACILITIES	SOCIAL WELL-BEING
2454	SOUTH TARANAKI DISTRICT COUNCIL	VIBRANT	INDIVIDUAL RESPONSIBILITY, INDEPENDENCE AND CREATIVITY ARE ENCOURAGED	SKILLED LABOURFORCE	ECONOMIC WELL-BEING
2455	SOUTH TARANAKI DISTRICT COUNCIL	VIBRANT	A SUPPORTIVE AND RESPONSIVE LEARNING ENVIRONMENT EXISTS WHERE PEOPLE ARE ENCOURAGED TO PARTICIPATE AND SUCCESS IS CELEBRATED	SKILLED LABOURFORCE	ECONOMIC WELL-BEING
2456	SOUTH TARANAKI DISTRICT COUNCIL	VIBRANT	HIGH QUALITY EDUCATION AND TRAINING OPPORTUNITIES EXIST WITH STRONG LINKSBETWEEN BUSINESS, SCHOOLS AND TRAINING INSTITUTIONS AND THERE ARE EXCELLENT PRE-SCHOOLS, PRIMARY AND SECONDARY EDUCATION PROVIDERS	QUALIFICATION/SCHOOL	ECONOMIC WELL-BEING
2457	SOUTH TARANAKI DISTRICT COUNCIL	TOGETHER	ALL PEOPLE FEEL VALUED AND SUPPORTED WITHIN A CARING COMMUNITY AND HAVE A SENSE OF EQUALITY AND BELONGING	COMMUNITY DEVELOPMENT	SOCIAL WELL-BEING
2458	SOUTH TARANAKI DISTRICT COUNCIL	TOGETHER	A COHESIVE, UNITED COMMUNITY EXISTS BASED ON STRONG RELATIONSHIPS BETWEEN PEOPLE FROM DIFFERENT CULTURES, COMMUNITIES AND ORGANISATIONS MULTI-ETHNIC DIVERSITY IS CELEBRATED AND DIFFERENT CULTURAL VALUES ARE RESPECTED	ARTS/CULTURE/MUSEUM/EVENTS	CULTURAL WELL-BEING
2459	SOUTH TARANAKI DISTRICT COUNCIL	TOGETHER	THE PLACE OF MĀORI IS RECOGNISED AND RESPECTED RELATIONSHIPS THAT ARE MUTUALLY BENEFICIAL ARE BUILT BETWEEN MĀORI AND THE WIDER COMMUNITY	CULTURAL ACCEPTANCE	CULTURAL WELL-BEING

Appendix A: List of Community Well-beings Outcomes and Measures by Councils

S.NO.	COUNCIL	OUTCOME	MEASURES	MEASURES BROAD GROUP	WELL-BEINGS
2460	SOUTH TARANAKI DISTRICT COUNCIL	TOGETHER	PEOPLE FROM ALL SECTORS OF THE COMMUNITY ARE ABLE AND ENCOURAGED TO CONTRIBUTE TO THEIR COMMUNITIES AND OPPORTUNITIES TO PARTICIPATE ARE ENHANCED	COMMUNITY DEVELOPMENT	SOCIAL WELL-BEING
2461	SOUTH TARANAKI DISTRICT COUNCIL	TOGETHER	SOUTH TARANAKI PEOPLE HAVE A STRONG SENSE OF PLACE THE SPECIAL SIGNIFICANCE OF MOUNT TARANAKI TO THE PEOPLE OF SOUTH TARANAKI AND ITS ROLE IN SOUTH TARANAKI'S IDENTITY IS RECOGNISED AND PROVIDED FOR	COMMUNITY DEVELOPMENT	SOCIAL WELL-BEING
2462	SOUTH TARANAKI DISTRICT COUNCIL	PROSPEROUS	SOUTH TARANAKI IS AN ATTRACTIVE PLACE TO WORK DO BUSINESS AND TO VISIT WHERE THE WORKFORCE HAS THE SKILLS TO MEET THE NEEDS OF THE DISTRICTS EMPLOYERS	BUSINESS CONFIDENCE	ECONOMIC WELL-BEING
2463	SOUTH TARANAKI DISTRICT COUNCIL	PROSPEROUS	THE DISTRICT IS A BIRTHPLACE OF INNOVATION, IDEAS AND TRAINING OPPORTUNITIES, WHERE TECHNOLOGICAL DEVELOPMENTS AND OPPORTUNITIES FOR ADDED VALUE ARE CAPITALISED ON	BUSINESS CONFIDENCE	ECONOMIC WELL-BEING
2464	SOUTH TARANAKI DISTRICT COUNCIL	PROSPEROUS	SOUTH TARANAKI'S STRENGTHS ARE RECOGNISED AND DIVERSIFICATION OF BUSINESS AND INDUSTRY IS VALUED AND ENCOURAGED	LEVEL OF EMPLOYMENT AND BUSINESSES	ECONOMIC WELL-BEING
2465	SOUTH TARANAKI DISTRICT COUNCIL	PROSPEROUS	THERE IS A HIGH LEVEL OF EMPLOYMENT AND ADEQUATE INCOMES WHERE LEARNING AND THE CREATION OF KNOWLEDGE IS VALUED	SKILLED LABOURFORCE	ECONOMIC WELL-BEING
2466	SOUTH TARANAKI DISTRICT COUNCIL	PROSPEROUS	DEVELOPMENT AND POPULATION GROWTH IN THE DISTRICT IS ENCOURAGED BUT MANAGED IN A MANNER THAT DOES NOT COMPROMISE OUR NATURAL OR SOCIAL ENVIRONMENT	ENVIRONMENT/ENVIRONMENTAL ATTITUDES	ENVIRONMENTAL WELL-BEING
2467	SOUTH TARANAKI DISTRICT COUNCIL	PROSPEROUS	PEOPLE ARE CONFIDENT AND ARE HAPPY TO INVEST IN THE FUTURE	BUSINESS CONFIDENCE	ECONOMIC WELL-BEING
2468	SOUTH TARANAKI DISTRICT COUNCIL	PROSPEROUS	EFFECTIVE EFFICIENT SAFE AND RELIABLE INFRASTRUCTURE IS PROVIDED AND MAINTAINED	ROADING	ECONOMIC WELL-BEING
2469	SOUTH TARANAKI DISTRICT COUNCIL	SUSTAINABLE	THERE IS SUSTAINABLE USE, DEVELOPMENT AND PROTECTION OF RESOURCES SOUTH TARANAKI'S LAND AND SOIL, WATER, AIR AND COAST, ITS BIODIVERSITY AND ITS NATURAL FEATURES AND LANDSCAPES ARE UNDERSTOOD, VALUED, MAINTAINED AND ENHANCED FOR FUTURE GENERATIONS	LAND UTILISATION	ENVIRONMENTAL WELL-BEING
2470	SOUTH TARANAKI DISTRICT COUNCIL	SUSTAINABLE	SOUTH TARANAKI'S HISTORIC HERITAGE IS IDENTIFIED RECOGNISED AND PROTECTED	ARTS/CULTURE/MUSEUM/EVENTS	CULTURAL WELL-BEING
2471	SOUTH TARANAKI DISTRICT COUNCIL	SUSTAINABLE	BUILT ENVIRONMENTS AND ENVIRONMENTAL AMENITIES ARE OF A HIGH STANDARD AND CONTRIBUTE SIGNIFICANTLY TO THE WELL-BEING OF PEOPLE AND COMMUNITIES	ENVIRONMENT/ENVIRONMENTAL ATTITUDES	ENVIRONMENTAL WELL-BEING
2472	SOUTH TARANAKI DISTRICT COUNCIL	SUSTAINABLE	PEOPLE ARE VALUED AND THEIR CONTRIBUTION TO THE ECONOMIC, SOCIAL, CULTURAL AND ENVIRONMENTAL WELL-BEING OF THE DISTRICT IS RECOGNISED AND SUPPORTED	COMMUNITY DEVELOPMENT	SOCIAL WELL-BEING
2473	SOUTH WAIKATO DISTRICT COUNCIL	PROSPERITY FOR ALL	NUMBER OF BUSINESSES AND EMPLOYEES BY INDUSTRY	LEVEL OF EMPLOYMENT AND BUSINESSES	ECONOMIC WELL-BEING
2474	SOUTH WAIKATO DISTRICT COUNCIL	PROSPERITY FOR ALL	BUSINESS START-UPS AND SURVIVAL RATE	NUMBER OF BUSINESSES	ECONOMIC WELL-BEING
2475	SOUTH WAIKATO DISTRICT COUNCIL	PROSPERITY FOR ALL	VISITOR NUMBERS AND NIGHTS IN COMMERCIAL ACCOMMODATION	TOURISM	ECONOMIC WELL-BEING
2476	SOUTH WAIKATO DISTRICT COUNCIL	PROSPERITY FOR ALL	INCOME BY ETHNICITY - MĀORI AND PACIFIC ISLAND ETHNIC GROUPS	INCOME	ECONOMIC WELL-BEING

Appendix A: List of Community Well-beings Outcomes and Measures by Councils

S.NO.	COUNCIL	OUTCOME	MEASURES	MEASURES BROAD GROUP	WELL-BEINGS
2477	SOUTH WAIKATO DISTRICT COUNCIL	PROSPERITY FOR ALL	SCHOOL LEAVERS WITH NO FORMAL QUALIFICATION	QUALIFICATION/SCHOOL	SOCIAL WELL-BEING
2478	SOUTH WAIKATO DISTRICT COUNCIL	PROSPERITY FOR ALL	YOUTH UNEMPLOYMENT (REGISTERED WITH WORK AND INCOME)	UNEMPLOYMENT	ECONOMIC WELL-BEING
2479	SOUTH WAIKATO DISTRICT COUNCIL	PROSPERITY FOR ALL	DRINKING WATER QUALITY STANDARDS	DRINKING WATER	ENVIRONMENTAL WELL-BEING
2480	SOUTH WAIKATO DISTRICT COUNCIL	STANDING TALL TOGETHER	PROPORTION OF POPULATION WHO SPEAK THE FIRST LANGUAGE OF THEIR ETHNIC GROUP	POPULATION/ETHNICITY/DEMOGRAPHICS	DEMOGRAPHICS
2481	SOUTH WAIKATO DISTRICT COUNCIL	STANDING TALL TOGETHER	PERCENTAGE OF RESIDENTS PERCEIVING THAT CULTURAL DIVERSITY MAKES THEIR DISTRICT /TOWN A BETTER PLACE TO LIVE	ARTS/CULTURE/MUSEUM/EVENTS	CULTURAL WELL-BEING
2482	SOUTH WAIKATO DISTRICT COUNCIL	STANDING TALL TOGETHER	PARTICIPATION IN CULTURAL AND ARTS ACTIVITIES	ARTS/CULTURE/MUSEUM/EVENTS	CULTURAL WELL-BEING
2483	SOUTH WAIKATO DISTRICT COUNCIL	STANDING TALL TOGETHER	NUMBER OF BUILDINGS AND PLACES LISTED ON HISTORIC PLACES TRUST REGISTER	HERITAGE/HISTORIC	CULTURAL WELL-BEING
2484	SOUTH WAIKATO DISTRICT COUNCIL	VIBRANT GROWING COMMUNITIES	RESIDENTS SENSE OF COMMUNITY WITHIN LOCAL NEIGHBOURHOOD	SOCIAL CONNECTION	SOCIAL WELL-BEING
2485	SOUTH WAIKATO DISTRICT COUNCIL	VIBRANT GROWING COMMUNITIES	AIR QUALITY AT SELECTED SITES (E.G. PARTICULATE MATTER PM10)	AIR QUALITY	ENVIRONMENTAL WELL-BEING
2486	SOUTH WAIKATO DISTRICT COUNCIL	VIBRANT GROWING COMMUNITIES	EMPLOYMENT/ UNEMPLOYMENT RATE	UNEMPLOYMENT	ECONOMIC WELL-BEING
2487	SOUTH WAIKATO DISTRICT COUNCIL	VIBRANT GROWING COMMUNITIES	ROAD TRAFFIC CRASHES AND CASUALTIES	ROAD ACCIDENTS/INJURIES	ECONOMIC WELL-BEING
2488	SOUTH WAIKATO DISTRICT COUNCIL	VIBRANT GROWING COMMUNITIES	EXPERIENCE OF BARRIERS TO ACCESSING HEALTH CARE THAT YOU WANT	HEALTH/HEALTH SERVICES	SOCIAL WELL-BEING
2489	SOUTH WAIKATO DISTRICT COUNCIL	VIBRANT GROWING COMMUNITIES	PERCENTAGE OF STUDENTS LEAVING SCHOOL WITHOUT CORE NUMERACY AND LITERACY CREDITS AT NCEA LEVEL 1	QUALIFICATION/SCHOOL	SOCIAL WELL-BEING
2490	SOUTH WAIKATO DISTRICT COUNCIL	VIBRANT GROWING COMMUNITIES	RESIDENTS SATISFACTION WITH CULTURAL FACILITIES PROVIDED	ARTS/CULTURE/MUSEUM/EVENTS	CULTURAL WELL-BEING
2491	SOUTH WAIKATO DISTRICT COUNCIL	VIBRANT GROWING COMMUNITIES	REPORTED CRIMINAL OFFENCES (PER 10,000) AND RESOLUTION RATES	CRIME/SAFETY	SOCIAL WELL-BEING
2492	SOUTH WAIKATO DISTRICT COUNCIL	VIBRANT GROWING COMMUNITIES	INJURY RATES	ROAD ACCIDENTS/INJURIES	ECONOMIC WELL-BEING
2493	SOUTH WAIKATO DISTRICT COUNCIL	VIBRANT GROWING COMMUNITIES	PARTICIPATION IN SPORT AND ACTIVE LEISURE	SPORTS	SOCIAL WELL-BEING
2494	SOUTH WAIKATO DISTRICT COUNCIL	TOWNS WE ARE PROUD OF	RESIDENTS RATING OF SENSE OF PRIDE IN THE WAY THEIR DISTRICT/ TOWN LOOKS AND FEELS	COMMUNITY DEVELOPMENT	SOCIAL WELL-BEING
2495	SOUTH WAIKATO DISTRICT COUNCIL	TOWNS WE ARE PROUD OF	RESIDENTS RATING OF SENSE OF PRIDE IN THE WAY THEIR DISTRICT/ TOWN LOOKS AND FEELS	COMMUNITY DEVELOPMENT	SOCIAL WELL-BEING
2496	SOUTH WAIKATO DISTRICT COUNCIL	A BETTER ENVIRONMENT FOR OUR CHILDREN	PEOPLES ENVIRONMENTAL ATTITUDES	ENVIRONMENT/ENVIRONMENTAL ATTITUDES	ENVIRONMENTAL WELL-BEING
2497	SOUTH WAIKATO DISTRICT COUNCIL	A BETTER ENVIRONMENT FOR OUR CHILDREN	PEOPLES PERSONAL ENVIRONMENTAL ACTIONS	ENVIRONMENT/ENVIRONMENTAL ATTITUDES	ENVIRONMENTAL WELL-BEING
2498	SOUTH WAIKATO DISTRICT COUNCIL	A BETTER ENVIRONMENT FOR OUR CHILDREN	NUMBER OF SCHOOLS PARTICIPATING IN ENVIRO SCHOOLS PROGRAMME	ENVIRONMENT/ENVIRONMENTAL ATTITUDES	ENVIRONMENTAL WELL-BEING
2499	SOUTH WAIKATO DISTRICT COUNCIL	A BETTER ENVIRONMENT FOR OUR CHILDREN	RIVER WATER QUALITY ECOLOGICAL HEALTH	RIVER, LAKES, COASTAL AND GROUNDWATER	ENVIRONMENTAL WELL-BEING
2500	SOUTH WAIKATO DISTRICT COUNCIL	A BETTER ENVIRONMENT FOR OUR CHILDREN	WASTE TO LANDFILL	WASTE TO LANDFILL	ENVIRONMENTAL WELL-BEING

Appendix A: List of Community Well-beings Outcomes and Measures by Councils

S.NO.	COUNCIL	OUTCOME	MEASURES	MEASURES BROAD GROUP	WELL-BEINGS
2501	SOUTH WAIKATO DISTRICT COUNCIL	A BETTER ENVIRONMENT FOR OUR CHILDREN	PROPORTION OF RECYCLING (PAPER, GLASS, OTHER)	RECYCLING/GREEN WASTE	ENVIRONMENTAL WELL-BEING
2502	SOUTH WAIKATO DISTRICT COUNCIL	A BETTER ENVIRONMENT FOR OUR CHILDREN	GENUINE PROGRESS INDICATOR	GROSS DOMESTIC PRODUCT (GDP)	ECONOMIC WELL-BEING
2503	SOUTH WAIRARAPA DISTRICT COUNCIL	HEALTHY AND ECONOMICALLY SECURE PEOPLE	LIFE EXPECTANCY	LIFE EXPECTANCY	DEMOGRAPHICS
2504	SOUTH WAIRARAPA DISTRICT COUNCIL	HEALTHY AND ECONOMICALLY SECURE PEOPLE	RATES OF PRIMARY CARE UTILISATION BY PEOPLE +	ELDERLY PEOPLE	ECONOMIC WELL-BEING
2505	SOUTH WAIRARAPA DISTRICT COUNCIL	HEALTHY AND ECONOMICALLY SECURE PEOPLE	NUMBER OF HOSPITALISATIONS FOR YOUNG PEOPLE FOR ROAD ACCIDENTS	ROAD ACCIDENTS/INJURIES	ECONOMIC WELL-BEING
2506	SOUTH WAIRARAPA DISTRICT COUNCIL	HEALTHY AND ECONOMICALLY SECURE PEOPLE	TOURISM TRADE EMPLOYMENT	LEVEL OF EMPLOYMENT AND BUSINESSES	ECONOMIC WELL-BEING
2507	SOUTH WAIRARAPA DISTRICT COUNCIL	HEALTHY AND ECONOMICALLY SECURE PEOPLE	BUILDING	PLANNING/BUILDING CONSENTS	ECONOMIC WELL-BEING
2508	SOUTH WAIRARAPA DISTRICT COUNCIL	HEALTHY AND ECONOMICALLY SECURE PEOPLE	HOUSE AND PROPERTY SALES	HOUSE AFFORDABILITY	ECONOMIC WELL-BEING
2509	SOUTH WAIRARAPA DISTRICT COUNCIL	HEALTHY AND ECONOMICALLY SECURE PEOPLE	LABOUR FORCE PARTICIPATION	LEVEL OF EMPLOYMENT AND BUSINESSES	ECONOMIC WELL-BEING
2510	SOUTH WAIRARAPA DISTRICT COUNCIL	HEALTHY AND ECONOMICALLY SECURE PEOPLE	PARTICIPATION IN REGULAR PHYSICAL ACTIVITY	PHYSICAL ACTIVITY	SOCIAL WELL-BEING
2511	SOUTH WAIRARAPA DISTRICT COUNCIL	HEALTHY AND ECONOMICALLY SECURE PEOPLE	DRINKING WATER STANDARDS	DRINKING WATER	ENVIRONMENTAL WELL-BEING
2512	SOUTH WAIRARAPA DISTRICT COUNCIL	HEALTHY AND ECONOMICALLY SECURE PEOPLE	INCOME SUPPORT	INCOME	ECONOMIC WELL-BEING
2513	SOUTH WAIRARAPA DISTRICT COUNCIL	HEALTHY AND ECONOMICALLY SECURE PEOPLE	VOTING AT LOCAL BODY ELECTIONS	ELECTIONS/VOTER TURNOUT	SOCIAL WELL-BEING
2514	SOUTH WAIRARAPA DISTRICT COUNCIL	EDUCATED AND KNOWLEDGEABLE PEOPLE	ARTS, C & H STRATEGY OUTCOMES	ARTS/CULTURE/MUSEUM/EVENTS	CULTURAL WELL-BEING
2515	SOUTH WAIRARAPA DISTRICT COUNCIL	EDUCATED AND KNOWLEDGEABLE PEOPLE	HERITAGE SITES	HERITAGE/HISTORIC	CULTURAL WELL-BEING
2516	SOUTH WAIRARAPA DISTRICT COUNCIL	EDUCATED AND KNOWLEDGEABLE PEOPLE	EDUCATIONAL ATTAINMENT OF ADULT POPULATION	QUALIFICATION/SCHOOL	SOCIAL WELL-BEING
2517	SOUTH WAIRARAPA DISTRICT COUNCIL	EDUCATED AND KNOWLEDGEABLE PEOPLE	VOTING AT LOCAL BODY ELECTIONS	ELECTIONS/VOTER TURNOUT	SOCIAL WELL-BEING
2518	SOUTH WAIRARAPA DISTRICT COUNCIL	EDUCATED AND KNOWLEDGEABLE PEOPLE	LIBRARY REGISTERED BORROWERS	LIBRARY	SOCIAL WELL-BEING
2519	SOUTH WAIRARAPA DISTRICT COUNCIL	EDUCATED AND KNOWLEDGEABLE PEOPLE	TELEPHONE ACCESS IN HOME	PHONE/MOBILE/INTERNET	ECONOMIC WELL-BEING
2520	SOUTH WAIRARAPA DISTRICT COUNCIL	EDUCATED AND KNOWLEDGEABLE PEOPLE	INTERNET ACCESS IN HOME	PHONE/MOBILE/INTERNET	ECONOMIC WELL-BEING
2521	SOUTH WAIRARAPA DISTRICT COUNCIL	VIBRANT AND STRONG COMMUNITIES	CRIME -- TOTAL OFFENCES	CRIME/SAFETY	SOCIAL WELL-BEING
2522	SOUTH WAIRARAPA DISTRICT COUNCIL	VIBRANT AND STRONG COMMUNITIES	ROAD CASUALTIES	ROAD ACCIDENTS/INJURIES	ECONOMIC WELL-BEING
2523	SOUTH WAIRARAPA DISTRICT COUNCIL	VIBRANT AND STRONG COMMUNITIES	RATES OF PRIMARY CARE UTILISATION BY PEOPLE +	ELDERLY PEOPLE	ECONOMIC WELL-BEING
2524	SOUTH WAIRARAPA DISTRICT COUNCIL	VIBRANT AND STRONG COMMUNITIES	NUMBER OF HOSPITALISATIONS FOR YOUNG PEOPLE FOR ROAD ACCIDENTS	ROAD ACCIDENTS/INJURIES	ECONOMIC WELL-BEING

Appendix A: List of Community Well-beings Outcomes and Measures by Councils

S.NO.	COUNCIL	OUTCOME	MEASURES	MEASURES BROAD GROUP	WELL-BEINGS
2525	SOUTH WAIRARAPA DISTRICT COUNCIL	VIBRANT AND STRONG COMMUNITIES	TOURISM & TRADE EMPLOYMENT	LEVEL OF EMPLOYMENT AND BUSINESSES	ECONOMIC WELL-BEING
2526	SOUTH WAIRARAPA DISTRICT COUNCIL	VIBRANT AND STRONG COMMUNITIES	BUILDING	PLANNING/BUILDING CONSENTS	ECONOMIC WELL-BEING
2527	SOUTH WAIRARAPA DISTRICT COUNCIL	VIBRANT AND STRONG COMMUNITIES	HOUSE AND PROPERTY SALES	HOUSE AFFORDABILITY	ECONOMIC WELL-BEING
2528	SOUTH WAIRARAPA DISTRICT COUNCIL	VIBRANT AND STRONG COMMUNITIES	ARTS, C & H STRATEGY OUTCOMES	ARTS/CULTURE/MUSEUM/EVENTS	CULTURAL WELL-BEING
2529	SOUTH WAIRARAPA DISTRICT COUNCIL	VIBRANT AND STRONG COMMUNITIES	HERITAGE SITES	HERITAGE/HISTORIC	CULTURAL WELL-BEING
2530	SOUTH WAIRARAPA DISTRICT COUNCIL	VIBRANT AND STRONG COMMUNITIES	VOTING AT LOCAL BODY ELECTIONS	ELECTIONS/VOTER TURNOUT	SOCIAL WELL-BEING
2531	SOUTH WAIRARAPA DISTRICT COUNCIL	A PLACE THATS ACCESSIBLE AND EASY TO GET AROUND WELL SERVED BY A RANGE OF	ROAD CASUALTIES	ROAD ACCIDENTS/INJURIES	ECONOMIC WELL-BEING
2532	SOUTH WAIRARAPA DISTRICT COUNCIL	A PLACE THATS ACCESSIBLE AND EASY TO GET AROUND WELL SERVED BY A RANGE OF	NUMBER OF HOSPITALISATIONS FOR YOUNG PEOPLE FOR ROAD ACCIDENTS	ROAD ACCIDENTS/INJURIES	ECONOMIC WELL-BEING
2533	SOUTH WAIRARAPA DISTRICT COUNCIL	A PLACE THAT'S ACCESSIBLE AND EASY TO GET AROUND WELL SERVED BY A RANGE OF	TOURISM & TRADE EMPLOYMENT	LEVEL OF EMPLOYMENT AND BUSINESSES	ECONOMIC WELL-BEING
2534	SOUTH WAIRARAPA DISTRICT COUNCIL	A PLACE THATS ACCESSIBLE AND EASY TO GET AROUND WELL SERVED BY A RANGE OF	ENHANCED PUBLIC TRANSPORT	TRANSPORT	ECONOMIC WELL-BEING
2535	SOUTH WAIRARAPA DISTRICT COUNCIL	A PLACE THATS ACCESSIBLE AND EASY TO GET AROUND WELL SERVED BY A RANGE OF	TELEPHONE ACCESS IN HOME	PHONE/MOBILE/INTERNET	ECONOMIC WELL-BEING
2536	SOUTH WAIRARAPA DISTRICT COUNCIL	A PLACE THATS ACCESSIBLE AND EASY TO GET AROUND WELL SERVED BY A RANGE OF	INTERNET ACCESS IN HOME	PHONE/MOBILE/INTERNET	ECONOMIC WELL-BEING
2537	SOUTH WAIRARAPA DISTRICT COUNCIL	SUSTAINABLE SOUTH WAIRARAPA	BUILDING	PLANNING/BUILDING CONSENTS	ECONOMIC WELL-BEING
2538	SOUTH WAIRARAPA DISTRICT COUNCIL	SUSTAINABLE SOUTH WAIRARAPA	HOUSE AND PROPERTY SALES	HOUSE AFFORDABILITY	ECONOMIC WELL-BEING
2539	SOUTH WAIRARAPA DISTRICT COUNCIL	SUSTAINABLE SOUTH WAIRARAPA	DRINKING WATER STANDARDS	DRINKING WATER	ENVIRONMENTAL WELL-BEING
2540	SOUTH WAIRARAPA DISTRICT COUNCIL	SUSTAINABLE SOUTH WAIRARAPA	AREA OF RESERVES/1000 PEOPLE	PARKS/RESERVES/OPEN SPACES	ENVIRONMENTAL WELL-BEING
2541	SOUTH WAIRARAPA DISTRICT COUNCIL	SUSTAINABLE SOUTH WAIRARAPA	SUBDIVISION AND INFRASTRUCTURE DEVELOPMENT TO MEET THE RELEVANT NZ STANDARDS	PLANNING/BUILDING CONSENTS	ECONOMIC WELL-BEING
2542	SOUTHLAND DISTRICT COUNCIL	SOUTHLAND IS A GREAT PLACE TO LIVE	IDENTIFICATION AND PRESERVATION OF LOCAL HERITAGE SITES A NEW ZEALAND HISTORIC PLACES TRUST REGISTRATIONS OF CATEGORY I AND II BUILDINGS AND HISTORIC AREAS IN THE SOUTHLAND REGION BY TERRITORIAL LOCAL AUTHORITY	HERITAGE/HISTORIC	CULTURAL WELL-BEING
2543	SOUTHLAND DISTRICT COUNCIL	SOUTHLAND IS A GREAT PLACE TO LIVE	IDENTIFICATION AND PRESERVATION OF LOCAL HERITAGE SITES: B. SOUTHLAND COASTAL HERITAGE INVENTORY PROJECT RESULTS 2008	HERITAGE/HISTORIC	CULTURAL WELL-BEING

Appendix A: List of Community Well-beings Outcomes and Measures by Councils

S.NO.	COUNCIL	OUTCOME	MEASURES	MEASURES BROAD GROUP	WELL-BEINGS
2544	SOUTHLAND DISTRICT COUNCIL	SOUTHLAND IS A GREAT PLACE TO LIVE	HERITAGE ACTIVITIES WITHIN THE SOUTHLAND REGION HERITAGE SITES WITHIN THE SOUTHLAND REGION HAVE BEEN PROGRESSIVELY MADE AVAILABLE TO THE LOCAL COMMUNITY AND VISITORS ALIKE WITH THE DEVELOPMENT OF HERITAGE TRAILS	HERITAGE/HISTORIC	CULTURAL WELL-BEING
2545	SOUTHLAND DISTRICT COUNCIL	SOUTHLAND IS A GREAT PLACE TO LIVE	HERITAGE ACTIVITIES WITHIN THE SOUTHLAND REGION MUSEUM DEVELOPMENTS WITHIN THE SOUTHLAND REGION ENSURE THAT LOCAL AND REGIONAL HISTORY IS PRESERVED AND PRESENTED FOR THE EDUCATION AND ENJOYMENT OF LOCAL RESIDENTS AND VISITORS ALIKE MUSEUM DEVELOPMENTS WITHIN THE AUGUST 2005 - AUGUST 2008 REPORTING PERIOD	HERITAGE/HISTORIC	CULTURAL WELL-BEING
2546	SOUTHLAND DISTRICT COUNCIL	SOUTHLAND IS A GREAT PLACE TO LIVE	HERITAGE ACTIVITIES WITHIN THE SOUTHLAND REGION: SOUTHLAND 150TH CELEBRATIONS 2006	HERITAGE/HISTORIC	CULTURAL WELL-BEING
2547	SOUTHLAND DISTRICT COUNCIL	SOUTHLAND IS A GREAT PLACE TO LIVE	COMMUNITY FUNDING WITHIN THE SOUTHLAND REGION	COMMUNITY DEVELOPMENT	ECONOMIC WELL-BEING
2548	SOUTHLAND DISTRICT COUNCIL	SOUTHLAND IS A GREAT PLACE TO LIVE	QUALITY OF LIFE SURVEY 2008	QUALITY OF LIFE	SOCIAL WELL-BEING
2549	SOUTHLAND DISTRICT COUNCIL	A DIVERSE ECONOMY BUILT FROM OUR STRENGTHS FOR GROWTH AND PROSPERITY	REGIONAL GST (\$M)	INCOME	ECONOMIC WELL-BEING
2550	SOUTHLAND DISTRICT COUNCIL	A DIVERSE ECONOMY BUILT FROM OUR STRENGTHS FOR GROWTH AND PROSPERITY	ECONOMIC ACTIVITY	GROSS DOMESTIC PRODUCT (GDP)	ECONOMIC WELL-BEING
2551	SOUTHLAND DISTRICT COUNCIL	A DIVERSE ECONOMY BUILT FROM OUR STRENGTHS FOR GROWTH AND PROSPERITY	EMPLOYEE COUNT	LEVEL OF EMPLOYMENT AND BUSINESSES	ECONOMIC WELL-BEING
2552	SOUTHLAND DISTRICT COUNCIL	A DIVERSE ECONOMY BUILT FROM OUR STRENGTHS FOR GROWTH AND PROSPERITY	UNEMPLOYMENT RATE	UNEMPLOYMENT	ECONOMIC WELL-BEING
2553	SOUTHLAND DISTRICT COUNCIL	A DIVERSE ECONOMY BUILT FROM OUR STRENGTHS FOR GROWTH AND PROSPERITY	INCOME AVERAGE HOURLY EARNINGS	INCOME	ECONOMIC WELL-BEING
2554	SOUTHLAND DISTRICT COUNCIL	A DIVERSE ECONOMY BUILT FROM OUR STRENGTHS FOR GROWTH AND PROSPERITY	INCOME AVERAGE WEEKLY INCOME	INCOME	ECONOMIC WELL-BEING
2555	SOUTHLAND DISTRICT COUNCIL	SAFE PLACES IN A CARING SOCIETY THAT IS FREE FROM CRIME	ROAD CRASH STATISTICS FOR THE SOUTHLAND REGION 2005 – 2007: ROAD TRAUMA AND CASUALTIES BY ENVIRONMENT PER TERRITORIAL LOCAL AUTHORITY	ROAD ACCIDENTS/INJURIES	ECONOMIC WELL-BEING
2556	SOUTHLAND DISTRICT COUNCIL	SAFE PLACES IN A CARING SOCIETY THAT IS FREE FROM CRIME	ROAD CRASH STATISTICS FOR THE SOUTHLAND REGION 2005 – 2007: CRASH TRENDS PER TERRITORIAL LOCAL AUTHORITY	ROAD ACCIDENTS/INJURIES	ECONOMIC WELL-BEING
2557	SOUTHLAND DISTRICT COUNCIL	SAFE PLACES IN A CARING SOCIETY THAT IS FREE FROM CRIME	RECORDED AND RESOLVED CRIME SOUTHLAND POLICE AREA 2005 – 2007	CRIME/SAFETY	SOCIAL WELL-BEING
2558	SOUTHLAND DISTRICT COUNCIL	SAFE PLACES IN A CARING SOCIETY THAT IS FREE FROM CRIME	PERCENTAGE OF RESIDENTS WHO FEEL SAFE IN THEIR HOMES, NEIGHBOURHOODS AND COMMUNITIES	CRIME/SAFETY	SOCIAL WELL-BEING
2559	SOUTHLAND DISTRICT COUNCIL	WE ARE HEALTHY PEOPLE	LIFE EXPECTANCY AT BIRTH	LIFE EXPECTANCY	DEMOGRAPHICS
2560	SOUTHLAND DISTRICT COUNCIL	WE ARE HEALTHY PEOPLE	REGULAR PHYSICAL ACTIVITY FOR ADULTS BY DISTRICT HEALTH BOARD AREA 2006/07	PHYSICAL ACTIVITY	SOCIAL WELL-BEING

Appendix A: List of Community Well-beings Outcomes and Measures by Councils

S.NO.	COUNCIL	OUTCOME	MEASURES	MEASURES BROAD GROUP	WELL-BEINGS
2561	SOUTHLAND DISTRICT COUNCIL	WE ARE HEALTHY PEOPLE	HOUSING -- QUALITY/AGE/AFFORDABILITY OF HOUSING STOCK	HOUSE AFFORDABILITY	ECONOMIC WELL-BEING
2562	SOUTHLAND DISTRICT COUNCIL	WE ARE HEALTHY PEOPLE	ACCESS TO PRIMARY HEALTH PROVIDERS CHILDREN AND ADULTS WHO SAW A GENERAL PRACTITIONER IN THE PREVIOUS 12 MONTHS, BY DISTRICT HEALTH BOARD AREA (2006/07 HEALTH SURVEY)	HEALTH/HEALTH SERVICES	SOCIAL WELL-BEING
2563	SOUTHLAND DISTRICT COUNCIL	WE ARE HEALTHY PEOPLE	ACCESS TO PRIMARY HEALTH PROVIDERS UNMET NEED FOR GP SERVICES BY DISTRICT HEALTH BOARD AREA	HEALTH/HEALTH SERVICES	SOCIAL WELL-BEING
2564	SOUTHLAND DISTRICT COUNCIL	WE ARE HEALTHY PEOPLE	PUBLICLY-FUNDED HOSPITAL DISCHARGES BY DIAGNOSIS 2004-2006 BY TERRITORIAL LOCAL AUTHORITY	HEALTH/HEALTH SERVICES	SOCIAL WELL-BEING
2565	SOUTHLAND DISTRICT COUNCIL	WE ARE HEALTHY PEOPLE	GENERAL HEALTH SUMMARY BY DISTRICT HEALTH BOARD AREA 2006/07	HEALTH/HEALTH SERVICES	SOCIAL WELL-BEING
2566	SOUTHLAND DISTRICT COUNCIL	STRONG, EFFECTIVE LEADERSHIP TAKING US INTO THE FUTURE	PARTICIPATION IN 2004 LOCAL AUTHORITY ELECTIONS COMPARED WITH NATIONAL TRENDS VOTER TURNOUT BY SOUTHLAND LOCAL AUTHORITY 2004	ELECTIONS/VOTER TURNOUT	SOCIAL WELL-BEING
2567	SOUTHLAND DISTRICT COUNCIL	STRONG, EFFECTIVE LEADERSHIP TAKING US INTO THE FUTURE	PARTICIPATION IN 2004 LOCAL AUTHORITY ELECTIONS COMPARED WITH NATIONAL TRENDS: VOTER TURNOUT FOR MAYORAL ELECTIONS 2004	ELECTIONS/VOTER TURNOUT	SOCIAL WELL-BEING
2568	SOUTHLAND DISTRICT COUNCIL	STRONG, EFFECTIVE LEADERSHIP TAKING US INTO THE FUTURE	VOTER TURNOUT IN THE INVERCARGILL AND CLUTHA-SOUTHLAND ELECTORATES IN THE 2005 GENERAL ELECTION COMPARED WITH NATIONAL TRENDS: A. PARTY VOTES AND TURNOUT BY ELECTORATE 2005 GENERAL ELECTION	ELECTIONS/VOTER TURNOUT	SOCIAL WELL-BEING
2569	SOUTHLAND DISTRICT COUNCIL	STRONG, EFFECTIVE LEADERSHIP TAKING US INTO THE FUTURE	VOTER TURNOUT IN THE INVERCARGILL AND CLUTHA-SOUTHLAND ELECTORATES IN THE 2005 GENERAL ELECTION COMPARED WITH NATIONAL TRENDS: B. ELECTORATE CANDIDATE VOTES AND TURNOUT BY ELECTORATE 2005 GENERAL ELECTION	ELECTIONS/VOTER TURNOUT	SOCIAL WELL-BEING
2570	SOUTHLAND DISTRICT COUNCIL	A TREASURED ENVIRONMENT WHICH WE CARE FOR AND WHICH SUPPORTS US NOW AND INTO THE FUTURE	ENVIRONMENTAL EDUCATION ENVIROSCHOOLS	ENVIRONMENT/ENVIRONMENTAL ATTITUDES	ENVIRONMENTAL WELL-BEING
2571	SOUTHLAND DISTRICT COUNCIL	A TREASURED ENVIRONMENT WHICH WE CARE FOR AND WHICH SUPPORTS US NOW AND INTO THE FUTURE	AIR QUALITY: SUMMARY OF THE NATIONAL ENVIRONMENTAL STANDARD FOR AIR QUALITY FOR AMBIENT FINE PARTICLES - PARTICULATE MATTER 10 MICRONS MEASURED IN INVERCARGILL AND GORE FROM TO 2003 TO 2007	AIR QUALITY	ENVIRONMENTAL WELL-BEING
2572	SOUTHLAND DISTRICT COUNCIL	A TREASURED ENVIRONMENT WHICH WE CARE FOR AND WHICH SUPPORTS US NOW AND INTO THE FUTURE	DRINKING WATER	DRINKING WATER	ENVIRONMENTAL WELL-BEING
2573	SOUTHLAND DISTRICT COUNCIL	A TREASURED ENVIRONMENT WHICH WE CARE FOR AND WHICH SUPPORTS US NOW AND INTO THE FUTURE	SOUTHLANDS MARINE RESERVES	RIVER, LAKES, COASTAL AND GROUNDWATER	ENVIRONMENTAL WELL-BEING
2574	SOUTHLAND DISTRICT COUNCIL	A TREASURED ENVIRONMENT WHICH WE CARE FOR AND WHICH SUPPORTS US NOW AND INTO THE FUTURE	RECYCLING DEPOTS SOUTHLAND	RECYCLING/GREEN WASTE	ENVIRONMENTAL WELL-BEING
2575	SOUTHLAND DISTRICT COUNCIL	A WELL-EDUCATED AND SKILLED COMMUNITY CONTINUALLY SEEKING FURTHER OPPORTUNITIES TO LEARN	EDUCATION PARTICIPATION RATES IN THE SOUTHLAND REGION 2006: NUMBER OF ENROLMENTS IN EARLY CHILDHOOD EDUCATION SERVICES BY TYPE OF SERVICE AT 1 JULY 2006	EARLY CHILDHOOD EDUCATION	SOCIAL WELL-BEING

Appendix A: List of Community Well-beings Outcomes and Measures by Councils

S.NO.	COUNCIL	OUTCOME	MEASURES	MEASURES BROAD GROUP	WELL-BEINGS
2576	SOUTHLAND DISTRICT COUNCIL	A WELL-EDUCATED AND SKILLED COMMUNITY CONTINUALLY SEEKING FURTHER OPPORTUNITIES TO LEARN	EDUCATION PARTICIPATION RATES IN THE SOUTHLAND REGION 2006	QUALIFICATION/SCHOOL	SOCIAL WELL-BEING
2577	SOUTHLAND DISTRICT COUNCIL	A WELL-EDUCATED AND SKILLED COMMUNITY CONTINUALLY SEEKING FURTHER OPPORTUNITIES TO LEARN	STUDENTS LEAVING SOUTHLAND SECONDARY SCHOOLS DURING 2005 BY LEVEL OF HIGHEST ATTAINMENT	QUALIFICATION/SCHOOL	SOCIAL WELL-BEING
2578	SOUTHLAND DISTRICT COUNCIL	A WELL-EDUCATED AND SKILLED COMMUNITY CONTINUALLY SEEKING FURTHER OPPORTUNITIES TO LEARN	STUDENTS LEAVING SOUTHLAND SECONDARY SCHOOLS DURING 2005 BY LEVEL OF HIGHEST ATTAINMENT: STUDENTS LEAVING SOUTHLAND SECONDARY SCHOOLS DURING 2006 BY LEVEL OF HIGHEST ATTAINMENT	QUALIFICATION/SCHOOL	SOCIAL WELL-BEING
2579	SOUTHLAND DISTRICT COUNCIL	A WELL-EDUCATED AND SKILLED COMMUNITY CONTINUALLY SEEKING FURTHER OPPORTUNITIES TO LEARN	HIGHEST QUALIFICATION FOR PEOPLE AGED 15 YEARS AND OVER, SOUTHLAND REGION AND NEW ZEALAND, 2006	QUALIFICATION/SCHOOL	SOCIAL WELL-BEING
2580	SOUTHLAND DISTRICT COUNCIL	A WELL-EDUCATED AND SKILLED COMMUNITY CONTINUALLY SEEKING FURTHER OPPORTUNITIES TO LEARN	NUMBER OF PEOPLE PARTICIPATING IN CONTINUING EDUCATION	QUALIFICATION/SCHOOL	SOCIAL WELL-BEING
2581	SOUTHLAND REGIONAL COUNCIL	SOUTHLAND IS A GREAT PLACE TO LIVE	NEW ZEALAND HISTORIC PLACES TRUST REGISTRATIONS OF CATEGORY I AND II BUILDINGS AND HISTORIC AREAS IN THE SOUTHLAND REGION BY TERRITORIAL LOCAL AUTHORITY	HERITAGE/HISTORIC	CULTURAL WELL-BEING
2582	SOUTHLAND REGIONAL COUNCIL	SOUTHLAND IS A GREAT PLACE TO LIVE	SOUTHLAND COASTAL HERITAGE INVENTORY PROJECT RESULTS 2008	HERITAGE/HISTORIC	CULTURAL WELL-BEING
2583	SOUTHLAND REGIONAL COUNCIL	SOUTHLAND IS A GREAT PLACE TO LIVE	HERITAGE SITES WITHIN THE SOUTHLAND REGION HAVE BEEN PROGRESSIVELY MADE AVAILABLE TO THE LOCAL COMMUNITY AND VISITORS ALIKE WITH THE DEVELOPMENT OF HERITAGE TRAILS	HERITAGE/HISTORIC	CULTURAL WELL-BEING
2584	SOUTHLAND REGIONAL COUNCIL	SOUTHLAND IS A GREAT PLACE TO LIVE	MUSEUM DEVELOPMENTS WITHIN THE SOUTHLAND REGION ENSURE THAT LOCAL AND REGIONAL HISTORY IS PRESERVED AND PRESENTED FOR THE EDUCATION AND ENJOYMENT OF LOCAL RESIDENTS AND VISITORS ALIKE MUSEUM DEVELOPMENTS WITHIN THE AUGUST 2005-AUGUST 2008 REPORTING PERIOD	ARTS/CULTURE/MUSEUM/EVENTS	CULTURAL WELL-BEING
2585	SOUTHLAND REGIONAL COUNCIL	SOUTHLAND IS A GREAT PLACE TO LIVE	HERITAGE ACTIVITIES WITHIN THE SOUTHLAND REGION: SOUTHLAND 150TH CELEBRATIONS 2006	HERITAGE/HISTORIC	CULTURAL WELL-BEING
2586	SOUTHLAND REGIONAL COUNCIL	SOUTHLAND IS A GREAT PLACE TO LIVE	COMMUNITY FUNDING WITHIN THE SOUTHLAND REGION	COMMUNITY DEVELOPMENT	ECONOMIC WELL-BEING
2587	SOUTHLAND REGIONAL COUNCIL	SOUTHLAND IS A GREAT PLACE TO LIVE	QUALITY OF LIFE SURVEY 2008	QUALITY OF LIFE	SOCIAL WELL-BEING
2588	SOUTHLAND REGIONAL COUNCIL	A DIVERSE ECONOMY BUILT FROM OUR STRENGTHS FOR GROWTH AND PROSPERITY	REGIONAL GST (\$M)	INCOME	ECONOMIC WELL-BEING
2589	SOUTHLAND REGIONAL COUNCIL	A DIVERSE ECONOMY BUILT FROM OUR STRENGTHS FOR GROWTH AND PROSPERITY	ECONOMIC ACTIVITY	GROSS DOMESTIC PRODUCT (GDP)	ECONOMIC WELL-BEING
2590	SOUTHLAND REGIONAL COUNCIL	A DIVERSE ECONOMY BUILT FROM OUR STRENGTHS FOR GROWTH AND PROSPERITY	EMPLOYEE COUNT	LEVEL OF EMPLOYMENT AND BUSINESSES	ECONOMIC WELL-BEING
2591	SOUTHLAND REGIONAL COUNCIL	A DIVERSE ECONOMY BUILT FROM OUR STRENGTHS FOR GROWTH AND PROSPERITY	UNEMPLOYMENT RATE	UNEMPLOYMENT	ECONOMIC WELL-BEING

Appendix A: List of Community Well-beings Outcomes and Measures by Councils

S.NO.	COUNCIL	OUTCOME	MEASURES	MEASURES BROAD GROUP	WELL-BEINGS
2592	SOUTHLAND REGIONAL COUNCIL	A DIVERSE ECONOMY BUILT FROM OUR STRENGTHS FOR GROWTH AND PROSPERITY	INCOME AVERAGE HOURLY EARNINGS	INCOME	ECONOMIC WELL-BEING
2593	SOUTHLAND REGIONAL COUNCIL	A DIVERSE ECONOMY BUILT FROM OUR STRENGTHS FOR GROWTH AND PROSPERITY	INCOME AVERAGE WEEKLY INCOME	INCOME	ECONOMIC WELL-BEING
2594	SOUTHLAND REGIONAL COUNCIL	SAFE PLACES IN A CARING SOCIETY THAT IS FREE FROM CRIME	ROAD CRASH STATISTICS FOR THE SOUTHLAND REGION 2005-2007: ROAD TRAUMA AND CASUALTIES BY ENVIRONMENT PER TERRITORIAL LOCAL AUTHORITY	ROAD ACCIDENTS/INJURIES	ECONOMIC WELL-BEING
2595	SOUTHLAND REGIONAL COUNCIL	SAFE PLACES IN A CARING SOCIETY THAT IS FREE FROM CRIME	ROAD CRASH STATISTICS FOR THE SOUTHLAND REGION 2005-2007: CRASH TRENDS PER TERRITORIAL LOCAL AUTHORITY	ROAD ACCIDENTS/INJURIES	ECONOMIC WELL-BEING
2596	SOUTHLAND REGIONAL COUNCIL	SAFE PLACES IN A CARING SOCIETY THAT IS FREE FROM CRIME	RECORDED AND RESOLVED CRIME SOUTHLAND POLICE AREA 2005-2007	CRIME/SAFETY	SOCIAL WELL-BEING
2597	SOUTHLAND REGIONAL COUNCIL	SAFE PLACES IN A CARING SOCIETY THAT IS FREE FROM CRIME	PERCENTAGE OF RESIDENTS WHO FEEL SAFE IN THEIR HOMES, NEIGHBOURHOODS AND COMMUNITIES	CRIME/SAFETY	SOCIAL WELL-BEING
2598	SOUTHLAND REGIONAL COUNCIL	WE ARE HEALTHY PEOPLE	LIFE EXPECTANCY AT BIRTH	LIFE EXPECTANCY	DEMOGRAPHICS
2599	SOUTHLAND REGIONAL COUNCIL	WE ARE HEALTHY PEOPLE	REGULAR PHYSICAL ACTIVITY FOR ADULTS BY DISTRICT HEALTH BOARD AREA 2006/07	PHYSICAL ACTIVITY	SOCIAL WELL-BEING
2600	SOUTHLAND REGIONAL COUNCIL	WE ARE HEALTHY PEOPLE	HOUSING QUALITY/AGE/AFFORDABILITY OF HOUSING STOCK	HOUSE AFFORDABILITY	ECONOMIC WELL-BEING
2601	SOUTHLAND REGIONAL COUNCIL	WE ARE HEALTHY PEOPLE	ACCESS TO PRIMARY HEALTH PROVIDERS: CHILDREN AND ADULTS WHO SAW A GENERAL PRACTITIONER IN THE PREVIOUS 12 MONTHS, BY DISTRICT HEALTH BOARD AREA (2006/07 HEALTH SURVEY)	HEALTH/HEALTH SERVICES	SOCIAL WELL-BEING
2602	SOUTHLAND REGIONAL COUNCIL	WE ARE HEALTHY PEOPLE	ACCESS TO PRIMARY HEALTH PROVIDERS UNMET NEED FOR GP SERVICES BY DISTRICT HEALTH BOARD AREA	HEALTH/HEALTH SERVICES	SOCIAL WELL-BEING
2603	SOUTHLAND REGIONAL COUNCIL	WE ARE HEALTHY PEOPLE	PUBLICLY-FUNDED HOSPITAL DISCHARGES BY DIAGNOSIS 2004-2006 BY TERRITORIAL LOCAL AUTHORITY	HEALTH/HEALTH SERVICES	SOCIAL WELL-BEING
2604	SOUTHLAND REGIONAL COUNCIL	WE ARE HEALTHY PEOPLE	GENERAL HEALTH SUMMARY BY DISTRICT HEALTH BOARD AREA 2006/07	HEALTH/HEALTH SERVICES	SOCIAL WELL-BEING
2605	SOUTHLAND REGIONAL COUNCIL	STRONG EFFECTIVE LEADERSHIP TAKING US INTO THE FUTURE	PARTICIPATION IN 2004 LOCAL AUTHORITY ELECTIONS COMPARED WITH NATIONAL TRENDS VOTER TURNOUT BY SOUTHLAND LOCAL AUTHORITY 2004	ELECTIONS/VOTER TURNOUT	SOCIAL WELL-BEING
2606	SOUTHLAND REGIONAL COUNCIL	STRONG EFFECTIVE LEADERSHIP TAKING US INTO THE FUTURE	PARTICIPATION IN 2004 LOCAL AUTHORITY ELECTIONS COMPARED WITH NATIONAL TRENDS VOTER TURNOUT FOR MAYORAL ELECTIONS	ELECTIONS/VOTER TURNOUT	SOCIAL WELL-BEING
2607	SOUTHLAND REGIONAL COUNCIL	STRONG EFFECTIVE LEADERSHIP TAKING US INTO THE FUTURE	VOTER TURNOUT IN THE INVERCARGILL AND CLUTHA-SOUTHLAND ELECTORATES IN THE 2005 GENERAL ELECTION COMPARED WITH NATIONAL TRENDS: A. PARTY VOTES AND TURNOUT BY ELECTORATE 2005 GENERAL ELECTION	ELECTIONS/VOTER TURNOUT	SOCIAL WELL-BEING
2608	SOUTHLAND REGIONAL COUNCIL	STRONG EFFECTIVE LEADERSHIP TAKING US INTO THE FUTURE	VOTER TURNOUT IN THE INVERCARGILL AND CLUTHASOUTHLAND ELECTORATES IN THE 2005 GENERAL ELECTION COMPARED WITH NATIONAL TRENDS: B. ELECTORATE CANDIDATE VOTES AND TURNOUT BY ELECTORATE 2005 GENERAL ELECTION	ELECTIONS/VOTER TURNOUT	SOCIAL WELL-BEING
2609	SOUTHLAND REGIONAL COUNCIL	A TREASURED ENVIRONMENT WHICH WE CARE FOR AND WHICH SUPPORTS US NOW AND INTO THE FUTURE	ENVIRONMENTAL EDUCATION ENVIROSCHOOLS	ENVIRONMENT/ENVIRONMENTAL ATTITUDES	ENVIRONMENTAL WELL-BEING

Appendix A: List of Community Well-beings Outcomes and Measures by Councils

S.NO.	COUNCIL	OUTCOME	MEASURES	MEASURES BROAD GROUP	WELL-BEINGS
2610	SOUTHLAND REGIONAL COUNCIL	A TREASURED ENVIRONMENT WHICH WE CARE FOR AND WHICH SUPPORTS US NOW AND INTO THE FUTURE	AIR QUALITY: SUMMARY OF THE NATIONAL ENVIRONMENTAL STANDARD FOR AIR QUALITY FOR AMBIENT FINE- PARTICLES PARTICULATE MATTER 10 MICRONS MEASURED IN INVERCARGILL AND GORE FROM TO 2003 to 2007	AIR QUALITY	ENVIRONMENTAL WELL-BEING
2611	SOUTHLAND REGIONAL COUNCIL	A TREASURED ENVIRONMENT WHICH WE CARE FOR AND WHICH SUPPORTS US NOW AND INTO THE FUTURE	DRINKING WATER	DRINKING WATER	ENVIRONMENTAL WELL-BEING
2612	SOUTHLAND REGIONAL COUNCIL	A TREASURED ENVIRONMENT WHICH WE CARE FOR AND WHICH SUPPORTS US NOW AND INTO THE FUTURE	SOUTHLANDS MARINE RESERVES	RIVER, LAKES, COASTAL AND GROUNDWATER	ENVIRONMENTAL WELL-BEING
2613	SOUTHLAND REGIONAL COUNCIL	A TREASURED ENVIRONMENT WHICH WE CARE FOR AND WHICH SUPPORTS US NOW AND INTO THE FUTURE	RECYCLING DEPOTS SOUTHLAND	RECYCLING/GREEN WASTE	ENVIRONMENTAL WELL-BEING
2614	SOUTHLAND REGIONAL COUNCIL	A WELLEDUCATED AND SKILLED COMMUNITY CONTINUALLY SEEKING FURTHER OPPORTUNITIES TO LEARN	EDUCATION PARTICIPATION RATES IN THE SOUTHLAND REGION 2006: NUMBER OF ENROLMENTS IN EARLY CHILDHOOD EDUCATION SERVICES BY TYPE OF SERVICE AT 1 JULY 2006	EARLY CHILDHOOD EDUCATION	SOCIAL WELL-BEING
2615	SOUTHLAND REGIONAL COUNCIL	A WELLEDUCATED AND SKILLED COMMUNITY CONTINUALLY SEEKING FURTHER OPPORTUNITIES TO LEARN	EDUCATION PARTICIPATION RATES IN THE SOUTHLAND REGION 2006: NUMBER OF STUDENTS ENROLLED IN SOUTHLAND BY GOVERNING AUTHORITY AND SCHOOL TYPE AT 1 JULY 2006	QUALIFICATION/SCHOOL	SOCIAL WELL-BEING
2616	SOUTHLAND REGIONAL COUNCIL	A WELLEDUCATED AND SKILLED COMMUNITY CONTINUALLY SEEKING FURTHER OPPORTUNITIES TO LEARN	STUDENTS LEAVING SOUTHLAND SECONDARY SCHOOLS DURING 2005 BY LEVEL OF HIGHEST ATTAINMENT: STUDENTS LEAVING SOUTHLAND SECONDARY SCHOOLS DURING 2005 BY LEVEL OF HIGHEST ATTAINMENT	QUALIFICATION/SCHOOL	SOCIAL WELL-BEING
2617	SOUTHLAND REGIONAL COUNCIL	A WELLEDUCATED AND SKILLED COMMUNITY CONTINUALLY SEEKING FURTHER OPPORTUNITIES TO LEARN	STUDENTS LEAVING SOUTHLAND SECONDARY SCHOOLS DURING 2005 BY LEVEL OF HIGHEST ATTAINMENT: STUDENTS LEAVING SOUTHLAND SECONDARY SCHOOLS DURING 2006 BY LEVEL OF HIGHEST ATTAINMENT	QUALIFICATION/SCHOOL	SOCIAL WELL-BEING
2618	SOUTHLAND REGIONAL COUNCIL	A WELL-EDUCATED AND SKILLED COMMUNITY CONTINUALLY SEEKING FURTHER OPPORTUNITIES TO LEARN	HIGHEST QUALIFICATION FOR PEOPLE AGED 15 YEARS AND OVER, SOUTHLAND REGION AND NEW ZEALAND, 2006	QUALIFICATION/SCHOOL	SOCIAL WELL-BEING
2619	SOUTHLAND REGIONAL COUNCIL	A WELL-EDUCATED AND SKILLED COMMUNITY CONTINUALLY SEEKING FURTHER OPPORTUNITIES TO LEARN	NUMBER OF PEOPLE PARTICIPATING IN CONTINUING EDUCATION	QUALIFICATION/SCHOOL	SOCIAL WELL-BEING
2620	STRATFORD DISTRICT COUNCIL	CONNECTED TARANAKI	PHONE (INCLUDING CELL) AND INTERNET CONNECTIONS AND COVERAGE (PEOPLE & AREA)	PHONE/MOBILE/INTERNET	ECONOMIC WELL-BEING
2621	STRATFORD DISTRICT COUNCIL	CONNECTED TARANAKI	NUMBER OF ROAD BASED FATALITIES AND INJURIES	ROAD ACCIDENTS/INJURIES	ECONOMIC WELL-BEING
2622	STRATFORD DISTRICT COUNCIL	CONNECTED TARANAKI	LEVEL OF INVESTMENT IN INFRASTRUCTURE AS OF VALUE OF ASSETS	COUNCIL OPERATIONS	ECONOMIC WELL-BEING
2623	STRATFORD DISTRICT COUNCIL	CONNECTED TARANAKI	OF POPULATION THAT HAS ACCESS TO PUBLIC TRANSPORT	TRANSPORT	ECONOMIC WELL-BEING
2624	STRATFORD DISTRICT COUNCIL	CONNECTED TARANAKI	COMMUNITY SURVEY - SATISFACTION WITH INFRASTRUCTURE, TRANSPORT AND COMMUNICATION SYSTEMS	TRANSPORT	ECONOMIC WELL-BEING
2625	STRATFORD DISTRICT COUNCIL	PROSPEROUS TARANAKI	REGIONAL GST	GROSS DOMESTIC PRODUCT (GDP)	ECONOMIC WELL-BEING

Appendix A: List of Community Well-beings Outcomes and Measures by Councils

S.NO.	COUNCIL	OUTCOME	MEASURES	MEASURES BROAD GROUP	WELL-BEINGS
2626	STRATFORD DISTRICT COUNCIL	PROSPEROUS TARANAKI	ECONOMIC ACTIVITY NATIONAL BANK	ECONOMIC ACTIVITY	ECONOMIC WELL-BEING
2627	STRATFORD DISTRICT COUNCIL	PROSPEROUS TARANAKI	EMPLOYMENT RATE	LEVEL OF EMPLOYMENT AND BUSINESSES	ECONOMIC WELL-BEING
2628	STRATFORD DISTRICT COUNCIL	PROSPEROUS TARANAKI	UNEMPLOYMENT RATE	UNEMPLOYMENT	ECONOMIC WELL-BEING
2629	STRATFORD DISTRICT COUNCIL	PROSPEROUS TARANAKI	INCOME -- AVERAGE EARNING, AVERAGE WEEKLY INCOME, MEDIAN HOUSEHOLD INCOME	INCOME	ECONOMIC WELL-BEING
2630	STRATFORD DISTRICT COUNCIL	PROSPEROUS TARANAKI	BUSINESS CONFIDENCE	BUSINESS CONFIDENCE	ECONOMIC WELL-BEING
2631	STRATFORD DISTRICT COUNCIL	PROSPEROUS TARANAKI	NET BUSINESS GROWTH BY INDUSTRY TYPE: NUMBER OF BUSINESSES, FTES	NUMBER OF BUSINESSES	ECONOMIC WELL-BEING
2632	STRATFORD DISTRICT COUNCIL	SECURE & HEALTHY TARANAKI	HOUSING AVAILABILITY	HOUSE AFFORDABILITY	ECONOMIC WELL-BEING
2633	STRATFORD DISTRICT COUNCIL	SECURE & HEALTHY TARANAKI	HOUSING AFFORDABILITY	HOUSE AFFORDABILITY	ECONOMIC WELL-BEING
2634	STRATFORD DISTRICT COUNCIL	SECURE & HEALTHY TARANAKI	RECORDED CRIME	CRIME/SAFETY	SOCIAL WELL-BEING
2635	STRATFORD DISTRICT COUNCIL	SECURE & HEALTHY TARANAKI	CHANGE IN YOUTH OFFENDING	YOUTH	SOCIAL WELL-BEING
2636	STRATFORD DISTRICT COUNCIL	SECURE & HEALTHY TARANAKI	SURVEY OF KEY PERSONNEL IN COMMUNITY	COMMUNITY DEVELOPMENT	SOCIAL WELL-BEING
2637	STRATFORD DISTRICT COUNCIL	SECURE & HEALTHY TARANAKI	%RESIDENTS WITHIN 30 MINUTES OF A PRIMARY CARE PROVIDER	HEALTH/HEALTH SERVICES	SOCIAL WELL-BEING
2638	STRATFORD DISTRICT COUNCIL	SECURE & HEALTHY TARANAKI	GP RATIO TO POPULATION	HEALTH/HEALTH SERVICES	SOCIAL WELL-BEING
2639	STRATFORD DISTRICT COUNCIL	SECURE & HEALTHY TARANAKI	RATES FOR SMOKING, ALCOHOL USE & TYPE II DIABETES	HEALTH/HEALTH SERVICES	SOCIAL WELL-BEING
2640	STRATFORD DISTRICT COUNCIL	SECURE & HEALTHY TARANAKI	NUTRITION AND PHYSICAL ACTIVITY	PHYSICAL ACTIVITY	SOCIAL WELL-BEING
2641	STRATFORD DISTRICT COUNCIL	SECURE & HEALTHY TARANAKI	NON-INTENTIONAL INJURY	ACC CLAIMS	ECONOMIC WELL-BEING
2642	STRATFORD DISTRICT COUNCIL	SECURE & HEALTHY TARANAKI	AVERAGE LIFE EXPECTANCY AT BIRTH	LIFE EXPECTANCY	DEMOGRAPHICS
2643	STRATFORD DISTRICT COUNCIL	SECURE & HEALTHY TARANAKI	COMMUNITY SURVEY - %PEOPLE SATISFIED WITH HEALTH SERVICES & PERCEPTIONS OF SAFETY	HEALTH/HEALTH SERVICES	SOCIAL WELL-BEING
2644	STRATFORD DISTRICT COUNCIL	SUSTAINABLE TARANAKI	SUSTAINABLE LAND USE	ENVIRONMENT/ENVIRONMENTAL ATTITUDES	ENVIRONMENTAL WELL-BEING
2645	STRATFORD DISTRICT COUNCIL	SUSTAINABLE TARANAKI	NUMBER OF KEY INDICATOR SPECIES POPULATION CHANGES	POPULATION/ETHNICITY/DEMOGRAPHICS	DEMOGRAPHICS
2646	STRATFORD DISTRICT COUNCIL	SUSTAINABLE TARANAKI	WATER QUALITY FRESH WATER AND COASTAL	RIVER, LAKES, COASTAL AND GROUNDWATER	ENVIRONMENTAL WELL-BEING
2647	STRATFORD DISTRICT COUNCIL	SUSTAINABLE TARANAKI	WATER AVAILABILITY PROPORTION OF FRESH WATER ALLOCATED FOR CONSUMPTIVE USE	RIVER, LAKES, COASTAL AND GROUNDWATER	ENVIRONMENTAL WELL-BEING
2648	STRATFORD DISTRICT COUNCIL	SUSTAINABLE TARANAKI	AIR QUALITY	AIR QUALITY	ENVIRONMENTAL WELL-BEING
2649	STRATFORD DISTRICT COUNCIL	SUSTAINABLE TARANAKI	LOSS/GAIN OF SIGNIFICANT PROTECTED HERITAGE ITEMS	HERITAGE/HISTORIC	CULTURAL WELL-BEING

Appendix A: List of Community Well-beings Outcomes and Measures by Councils

S.NO.	COUNCIL	OUTCOME	MEASURES	MEASURES BROAD GROUP	WELL-BEINGS
2650	STRATFORD DISTRICT COUNCIL	SUSTAINABLE TARANAKI	COMMUNITY SURVEY - SATISFACTION WITH MANAGEMENT OF NATURAL & BUILT ENVIRONMENT	NATURAL FEATURES	ENVIRONMENTAL WELL-BEING
2651	STRATFORD DISTRICT COUNCIL	TOGETHER TARANAKI	OF POPULATION PARTICIPATING IN THE VOLUNTARY SECTOR	VOLUNTEER/UNPAID WORK	SOCIAL WELL-BEING
2652	STRATFORD DISTRICT COUNCIL	TOGETHER TARANAKI	COMMUNITY SURVEY - % OF PEOPLE WHO REPORT PERCEIVED DISCRIMINATION EXCLUSION	COMMUNITY DEVELOPMENT	SOCIAL WELL-BEING
2653	STRATFORD DISTRICT COUNCIL	TOGETHER TARANAKI	%OF PEOPLE WHO AGREE THAT LOCAL EFFECTIVENESS AND PRIDE IN THE REGION EXIST, ARE VALUED AND THRIVING	SOCIAL CONNECTION	SOCIAL WELL-BEING
2654	STRATFORD DISTRICT COUNCIL	TOGETHER TARANAKI	%OF PEOPLE REPORTING THAT TARANAKI IS AN INCLUSIVE, CARING AND TOLERANT COMMUNITY	SOCIAL CONNECTION	SOCIAL WELL-BEING
2655	STRATFORD DISTRICT COUNCIL	VIBRANT TARANAKI	VOTER TURNOUT	ELECTIONS/VOTER TURNOUT	SOCIAL WELL-BEING
2656	STRATFORD DISTRICT COUNCIL	VIBRANT TARANAKI	%SATISFACTION WITH ACCESS TO THE CONDITION OF AND SUITABILITY OF COMMUNITY FACILITIES	COUNCIL OPERATIONS	SOCIAL WELL-BEING
2657	STRATFORD DISTRICT COUNCIL	VIBRANT TARANAKI	%PARTICIPATION IN SPORT, LEISURE ARTS AND CULTURE AND/OR COMMUNITY ACTIVITIES / EVENTS	SPORTS	SOCIAL WELL-BEING
2658	STRATFORD DISTRICT COUNCIL	VIBRANT TARANAKI	SATISFACTION WITH WORK/LIFE BALANCE	WORK LIFE BALANCE	SOCIAL WELL-BEING
2659	STRATFORD DISTRICT COUNCIL	VIBRANT TARANAKI	% OF PEOPLE WHO THINK TARANAKI IS A VIBRANT PLACE TO LIVE/ VISIT (COMMUNITY VISITOR SURVEYS)	TOURISM	ECONOMIC WELL-BEING
2660	STRATFORD DISTRICT COUNCIL	SKILLED TARANAKI	HIGHEST LEVEL OF EDUCATION/VOCATIONAL QUALIFICATION OBTAINED	QUALIFICATION/SCHOOL	SOCIAL WELL-BEING
2661	STRATFORD DISTRICT COUNCIL	SKILLED TARANAKI	% OF YEAR STUDENTS WHO ATTAIN NCEA LEVEL 1 QUALIFICATION & % SCHOOL LEAVERS WITH NO QUALIFICATIONS	QUALIFICATION/SCHOOL	SOCIAL WELL-BEING
2662	STRATFORD DISTRICT COUNCIL	SKILLED TARANAKI	OF CHILDREN PARTICIPATING IN EARLY CHILDHOOD EDUCATION	EARLY CHILDHOOD EDUCATION	SOCIAL WELL-BEING
2663	STRATFORD DISTRICT COUNCIL	SKILLED TARANAKI	NUMBER OF PEOPLE PARTICIPATING IN CONTINUING EDUCATION OR TRAINING	QUALIFICATION/SCHOOL	SOCIAL WELL-BEING
2664	STRATFORD DISTRICT COUNCIL	SKILLED TARANAKI	SKILL SHORTAGES SURVEY	LEVEL OF EMPLOYMENT AND BUSINESSES	ECONOMIC WELL-BEING
2665	TARANAKI REGIONAL COUNCIL	CONNECTED TARANAKI	EFFECTIVE, EFFICIENT, SAFE AND RELIABLE INFRASTRUCTURE IS PROVIDED AND MAINTAINED	ROADING	ECONOMIC WELL-BEING
2666	TARANAKI REGIONAL COUNCIL	CONNECTED TARANAKI	HIGH QUALITY COMMUNICATION SYSTEMS, INFORMATION TECHNOLOGIES AND DISTRIBUTION NETWORKS EXIST	PHONE/MOBILE/INTERNET	ECONOMIC WELL-BEING
2667	TARANAKI REGIONAL COUNCIL	CONNECTED TARANAKI	THE LAND TRANSPORT SYSTEM IS SAFE AND RESPONSIVE	TRANSPORT	ECONOMIC WELL-BEING
2668	TARANAKI REGIONAL COUNCIL	CONNECTED TARANAKI	THE STRATEGIC VALUE OF THE REGIONS STATE HIGHWAYS IS RECOGNISED AND PROVIDED FOR AND LOCAL ROAD NETWORKS ARE MAINTAINED AND ENHANCED WHERE APPROPRIATE	ROADING	ECONOMIC WELL-BEING
2669	TARANAKI REGIONAL COUNCIL	CONNECTED TARANAKI	THE CAPABILITIES OF PORT TARANAKI AND THE REGION'S AIRPORT AND RAIL NETWORK TO SERVICE THE NEEDS OF THE REGION, ARE MAINTAINED AND WHERE APPROPRIATE ENHANCED	BUSINESS CONFIDENCE	ECONOMIC WELL-BEING
2670	TARANAKI REGIONAL COUNCIL	CONNECTED TARANAKI	THE PUBLIC TRANSPORT SYSTEM IS RELIABLE, SAFE AND ACCESSIBLE TO ALL WHO NEED IT	TRANSPORT	ECONOMIC WELL-BEING
2671	TARANAKI REGIONAL COUNCIL	PROSPEROUS TARANAKI	TARANAKI IS AN ATTRACTIVE PLACE TO WORK, DO BUSINESS AND TO VISIT	BUSINESS CONFIDENCE	ECONOMIC WELL-BEING
2672	TARANAKI REGIONAL COUNCIL	PROSPEROUS TARANAKI	THE REGION IS A BIRTHPLACE OF INNOVATION AND IDEAS, WHERE TECHNOLOGICAL DEVELOPMENTS AND OPPORTUNITIES FOR ADDED VALUE ARE CAPITALISED ON	BUSINESS CONFIDENCE	ECONOMIC WELL-BEING

Appendix A: List of Community Well-beings Outcomes and Measures by Councils

S.NO.	COUNCIL	OUTCOME	MEASURES	MEASURES BROAD GROUP	WELL-BEINGS
2673	TARANAKI REGIONAL COUNCIL	PROSPEROUS TARANAKI	TARANAKIS STRENGTHS ARE RECOGNISED AND DIVERSIFICATION OF BUSINESS AND INDUSTRY IS VALUED AND ENCOURAGED	BUSINESS CONFIDENCE	ECONOMIC WELL-BEING
2674	TARANAKI REGIONAL COUNCIL	PROSPEROUS TARANAKI	THERE IS A HIGH LEVEL OF EMPLOYMENT AND ADEQUATE INCOMES FOR ALL	INCOME	ECONOMIC WELL-BEING
2675	TARANAKI REGIONAL COUNCIL	PROSPEROUS TARANAKI	DEVELOPMENT AND POPULATION GROWTH IN THE REGION IS ENCOURAGED BUT MANAGED IN A MANNER THAT DOES NOT COMPROMISE THE NATURAL OR SOCIAL ENVIRONMENT	ENVIRONMENT/ENVIRONMENTAL ATTITUDES	ENVIRONMENTAL WELL-BEING
2676	TARANAKI REGIONAL COUNCIL	PROSPEROUS TARANAKI	PEOPLE ARE CONFIDENT AND ARE HAPPY TO INVEST IN THE FUTURE	BUSINESS CONFIDENCE	ECONOMIC WELL-BEING
2677	TARANAKI REGIONAL COUNCIL	SECURE AND HEALTHY TARANAKI	THERE IS EQUALITY OF ACCESS TO A COMPREHENSIVE RANGE OF HIGH QUALITY HEALTH AND DISABILITY SERVICES WHEN REQUIRED	HEALTH/HEALTH SERVICES	SOCIAL WELL-BEING
2678	TARANAKI REGIONAL COUNCIL	SECURE AND HEALTHY TARANAKI	THE ENVIRONMENTAL, PHYSICAL AND MENTAL HEALTH OF THE PEOPLE OF TARANAKI IS MAINTAINED, ENHANCED, PROMOTED AND PROTECTED	HEALTH/HEALTH SERVICES	SOCIAL WELL-BEING
2679	TARANAKI REGIONAL COUNCIL	SECURE AND HEALTHY TARANAKI	A WELL-BEING MODEL FOR HEALTH IS PROMOTED IN THE REGION, WHEREBY PEOPLE ARE ENCOURAGED TO TAKE RESPONSIBILITY FOR THEIR OWN HEALTH IN ORDER TO PROMOTE GOOD HEALTH OUTCOMES	HEALTH/HEALTH SERVICES	SOCIAL WELL-BEING
2680	TARANAKI REGIONAL COUNCIL	SECURE AND HEALTHY TARANAKI	THERE IS ADEQUATE AND AFFORDABLE HOUSING FOR ALL	HOUSE AFFORDABILITY	ECONOMIC WELL-BEING
2681	TARANAKI REGIONAL COUNCIL	SECURE AND HEALTHY TARANAKI	RESIDENTS AND VISITORS OF ALL AGES FEEL SAFE FROM CRIME	CRIME/SAFETY	SOCIAL WELL-BEING
2682	TARANAKI REGIONAL COUNCIL	SECURE AND HEALTHY TARANAKI	A SUSTAINABLE MANAGEMENT APPROACH IS TAKEN TO HAZARDS AND RISKS ACROSS THE AREAS OF REDUCTION, READINESS, RESPONSE AND RECOVERY	NATURAL DISASTER/RESILIENCE	ENVIRONMENTAL WELL-BEING
2683	TARANAKI REGIONAL COUNCIL	SECURE AND HEALTHY TARANAKI	TARANAKI IS A FRIENDLY AND WELCOMING PLACE	COMMUNITY DEVELOPMENT	SOCIAL WELL-BEING
2684	TARANAKI REGIONAL COUNCIL	SKILLED TARANAKI	LEARNING AND THE CREATION OF KNOWLEDGE IS VALUED	SKILLED LABOURFORCE	ECONOMIC WELL-BEING
2685	TARANAKI REGIONAL COUNCIL	SKILLED TARANAKI	HIGH QUALITY EDUCATION AND TRAINING OPPORTUNITIES EXIST WITH STRONG LINKS BETWEEN BUSINESS, SCHOOLS AND TRAINING INSTITUTIONS. THERE IS EXCELLENT PRE-SCHOOL, PRIMARY AND SECONDARY EDUCATION WITH SUPERB TEACHERS AND LITERARY PROGRAMMES	QUALIFICATION/SCHOOL	ECONOMIC WELL-BEING
2686	TARANAKI REGIONAL COUNCIL	SKILLED TARANAKI	A WIDE RANGE OF INNOVATIVE EDUCATION AND TRAINING OPPORTUNITIES ARE ACCESSIBLE TO PEOPLE OF ALL AGES	SKILLED LABOURFORCE	ECONOMIC WELL-BEING
2687	TARANAKI REGIONAL COUNCIL	SKILLED TARANAKI	A SUPPORTIVE AND RESPONSIVE LEARNING ENVIRONMENT EXISTS WHERE PEOPLE ARE ENCOURAGED TO PARTICIPATE	SKILLED LABOURFORCE	ECONOMIC WELL-BEING
2688	TARANAKI REGIONAL COUNCIL	SKILLED TARANAKI	THE WORKFORCE HAS THE SKILLS TO MEET THE NEEDS OF THE REGIONS EMPLOYERS	SKILLED LABOURFORCE	ECONOMIC WELL-BEING
2689	TARANAKI REGIONAL COUNCIL	SUSTAINABLE TARANAKI	THERE IS SUSTAINABLE USE, DEVELOPMENT AND PROTECTION OF RESOURCES TARANAKI'S LAND AND SOIL, WATER, AIR AND COAST ITS BIODIVERSITY AND ITS NATURAL FEATURES AND LANDSCAPES ARE UNDERSTOOD, VALUED, MAINTAINED AND ENHANCED FOR FUTURE GENERATIONS	LAND UTILISATION	ENVIRONMENTAL WELL-BEING
2690	TARANAKI REGIONAL COUNCIL	SUSTAINABLE TARANAKI	ANIMAL AND PLANT PESTS AND BIOSECURITY RISKS IN THE REGION ARE APPROPRIATELY MANAGED	PEST CONTROL	ENVIRONMENTAL WELL-BEING
2691	TARANAKI REGIONAL COUNCIL	SUSTAINABLE TARANAKI	TARANAKIS HISTORIC HERITAGE IS IDENTIFIED, RECOGNISED AND PROTECTED	HERITAGE/HISTORIC	CULTURAL WELL-BEING
2692	TARANAKI REGIONAL COUNCIL	SUSTAINABLE TARANAKI	BUILT ENVIRONMENTS AND ENVIRONMENTAL AMENITIES ARE OF A HIGH STANDARD AND CONTRIBUTE SIGNIFICANTLY TO THE WELL-BEING OF PEOPLE AND COMMUNITIES	ENVIRONMENT/ENVIRONMENTAL ATTITUDES	ENVIRONMENTAL WELL-BEING

Appendix A: List of Community Well-beings Outcomes and Measures by Councils

S.NO.	COUNCIL	OUTCOME	MEASURES	MEASURES BROAD GROUP	WELL-BEINGS
2693	TARANAKI REGIONAL COUNCIL	SUSTAINABLE TARANAKI	PEOPLE ARE VALUED AND THEIR CONTRIBUTION TO THE ECONOMIC, SOCIAL, CULTURAL AND ENVIRONMENTAL WELL-BEING OF THE REGION IS RECOGNISED AND SUPPORTED	COMMUNITY DEVELOPMENT	SOCIAL WELL-BEING
2694	TARANAKI REGIONAL COUNCIL	SUSTAINABLE TARANAKI	SUSTAINABLE DEVELOPMENT IS ENCOURAGED	ENVIRONMENT/ENVIRONMENTAL ATTITUDES	ENVIRONMENTAL WELL-BEING
2695	TARANAKI REGIONAL COUNCIL	TOGETHER TARANAKI	ALL PEOPLE FEEL VALUED AND SUPPORTED WITHIN A CARING COMMUNITY AND HAVE A SENSE OF EQUALITY AND BELONGING	COMMUNITY DEVELOPMENT	SOCIAL WELL-BEING
2696	TARANAKI REGIONAL COUNCIL	TOGETHER TARANAKI	A COHESIVE, UNITED COMMUNITY EXISTS BASED ON STRONG RELATIONSHIPS BETWEEN PEOPLE FROM DIFFERENT CULTURES, COMMUNITIES AND ORGANIZATIONS. MULTI-ETHNIC DIVERSITY IS CELEBRATED AND DIFFERENT CULTURAL VALUES ARE RESPECTED	ARTS/CULTURE/MUSEUM/EVENTS	CULTURAL WELL-BEING
2697	TARANAKI REGIONAL COUNCIL	TOGETHER TARANAKI	THE PLACE OF MAORI IS RECOGNISED AND RESPECTED RELATIONSHIPS THAT ARE MUTUALLY BENEFICIAL ARE BUILT BETWEEN MAORI AND THE WIDER COMMUNITY	CULTURAL ACCEPTANCE	CULTURAL WELL-BEING
2698	TARANAKI REGIONAL COUNCIL	TOGETHER TARANAKI	PEOPLE FROM ALL SECTORS OF THE COMMUNITY ARE ABLE AND ENCOURAGED TO CONTRIBUTE TO THEIR COMMUNITIES AND OPPORTUNITIES TO PARTICIPATE ARE ENHANCED	COMMUNITY DEVELOPMENT	SOCIAL WELL-BEING
2699	TARANAKI REGIONAL COUNCIL	TOGETHER TARANAKI	COOPERATION, COLLABORATION AND COORDINATION BETWEEN AGENCIES, ORGANISATIONS AND COUNCILS OCCURS TO AVOID DUPLICATION OF RESOURCES, MINIMISE "RED TAPE" AND PROMOTE A CONSISTENT FOCUS	COMMUNITY DEVELOPMENT	SOCIAL WELL-BEING
2700	TARANAKI REGIONAL COUNCIL	TOGETHER TARANAKI	TARANAKI PEOPLE HAVE A STRONG SENSE OF PLACE THE SPECIAL SIGNIFICANCE OF MOUNT TARANAKI TO THE PEOPLE OF TARANAKI AND ITS ROLE IN TARANAKIS IDENTITY IS RECOGNISED AND PROVIDED FOR	COMMUNITY DEVELOPMENT	SOCIAL WELL-BEING
2701	TARANAKI REGIONAL COUNCIL	TOGETHER TARANAKI	THERE IS A SENSE OF COMMUNITY WHERE LOCAL DISTINCTIVENESS AND DIVERSITY ARE VALUED AND ALLOWED TO THRIVE	CULTURAL ACCEPTANCE	CULTURAL WELL-BEING
2702	TARANAKI REGIONAL COUNCIL	TOGETHER TARANAKI	THE TARANAKI BRAND IS RECOGNISED NATIONALLY AND INTERNATIONALLY	BUSINESS CONFIDENCE	ECONOMIC WELL-BEING
2703	TARANAKI REGIONAL COUNCIL	VIBRANT TARANAKI	PEOPLE HAVE ACCESS TO AND ARE ENCOURAGED TO PARTICIPATE IN A WIDE RANGE OF HIGH QUALITY RECREATIONAL SPORT, LEISURE, ART AND CULTURAL ACTIVITIES	RECREATIONAL FACILITIES	SOCIAL WELL-BEING
2704	TARANAKI REGIONAL COUNCIL	VIBRANT TARANAKI	THE REGION HAS HIGH QUALITY PUBLIC AMENITIES AND FACILITIES	COUNCIL FACILITIES	SOCIAL WELL-BEING
2705	TARANAKI REGIONAL COUNCIL	VIBRANT TARANAKI	INDIVIDUAL RESPONSIBILITY, INDEPENDENCE AND CREATIVITY ARE ENCOURAGED	SKILLED LABOURFORCE	ECONOMIC WELL-BEING
2706	TARANAKI REGIONAL COUNCIL	VIBRANT TARANAKI	ALL PEOPLE HAVE ACCESS TO LOCAL SERVICES AND FACILITIES	COUNCIL FACILITIES	SOCIAL WELL-BEING
2707	TARANAKI REGIONAL COUNCIL	VIBRANT TARANAKI	THERE IS SAFE CONVENIENT AND AFFORDABLE ACCESS TO THE NATURAL ENVIRONMENT AND PUBLIC ACCESS TO THE REGION'S COASTAL MARINE AREA, LAKES AND RIVERS IS MAINTAINED AND WHERE PRACTICAL ENHANCED	ENVIRONMENT/ENVIRONMENTAL ATTITUDES	ENVIRONMENTAL WELL-BEING
2708	TARARUA DISTRICT COUNCIL	A SAFE COMMUNITY	PERCENTAGE OF RESIDENTS WHO SAY THEY FEEL SAFE LIVING IN THE DISTRICT	CRIME/SAFETY	SOCIAL WELL-BEING
2709	TARARUA DISTRICT COUNCIL	A SAFE COMMUNITY	NUMBER OF REPORTED CASES OF CHILD ABUSE AND NEGLECT	CHILD SAFETY & DEVELOPMENT	SOCIAL WELL-BEING
2710	TARARUA DISTRICT COUNCIL	A SAFE COMMUNITY	NUMBER OF BURGLARY OFFENCES RECORDED BY POLICE, AND POLICE CLEARANCE RATE	CRIME/SAFETY	SOCIAL WELL-BEING
2711	TARARUA DISTRICT COUNCIL	A SAFE COMMUNITY	NUMBER OF VIOLENT OFFENCES RECORDED BY POLICE INCLUDING FAMILY VIOLENCE, AND POLICE CLEARANCE RATE	CRIME/SAFETY	SOCIAL WELL-BEING

Appendix A: List of Community Well-beings Outcomes and Measures by Councils

S.NO.	COUNCIL	OUTCOME	MEASURES	MEASURES BROAD GROUP	WELL-BEINGS
2712	TARARUA DISTRICT COUNCIL	A SAFE COMMUNITY	NUMBER OF SEXUAL OFFENCES RECORDED BY POLICE, AND POLICE CLEARANCE RATE	CRIME/SAFETY	SOCIAL WELL-BEING
2713	TARARUA DISTRICT COUNCIL	A SAFE COMMUNITY	NUMBER OF MOTOR VEHICLE THEFTS AND THEFTS FROM MOTOR VEHICLES RECORDED BY POLICE AND POLICE CLEARANCE RATES	CRIME/SAFETY	SOCIAL WELL-BEING
2714	TARARUA DISTRICT COUNCIL	A SAFE COMMUNITY	NUMBER OF DRUG OFFENCES RECORDED BY POLICE, AND POLICE CLEARANCE RATE	CRIME/SAFETY	SOCIAL WELL-BEING
2715	TARARUA DISTRICT COUNCIL	A SAFE COMMUNITY	NUMBER OF PROPERTY DAMAGE OFFENCES RECORDED BY POLICE, AND POLICE CLEARANCE RATE	CRIME/SAFETY	SOCIAL WELL-BEING
2716	TARARUA DISTRICT COUNCIL	A SAFE COMMUNITY	NUMBER OF TRAFFIC OFFENCE NOTICES ISSUED FOR DRINK DRIVING	CRIME/SAFETY	SOCIAL WELL-BEING
2717	TARARUA DISTRICT COUNCIL	A SAFE COMMUNITY	NUMBER OF TRAFFIC OFFENCE NOTICES ISSUED FOR EXCEEDING THE POSTED SPEED LIMIT	CRIME/SAFETY	SOCIAL WELL-BEING
2718	TARARUA DISTRICT COUNCIL	A SAFE COMMUNITY	NUMBER OF TRAFFIC OFFENCE NOTICES ISSUED FOR DANGEROUS DRIVING	CRIME/SAFETY	SOCIAL WELL-BEING
2719	TARARUA DISTRICT COUNCIL	A SAFE COMMUNITY	NUMBER OF URBAN AND RURAL FIRES, HAZARDOUS AND OTHER EMERGENCIES, AND EXTRICATION OF PEOPLE FROM MOTOR VEHICLES INVOLVED IN ACCIDENTS	ROAD ACCIDENTS/INJURIES	ECONOMIC WELL-BEING
2720	TARARUA DISTRICT COUNCIL	A SAFE COMMUNITY	NUMBER OF NEW CLAIMS RECEIVED BY ACC	ACC CLAIMS	ECONOMIC WELL-BEING
2721	TARARUA DISTRICT COUNCIL	ACCESS TO LOCAL SERVICES	PERCENTAGE OF POPULATION SATISFIED WITH HEALTH SERVICES IN THE DISTRICT	HEALTH/HEALTH SERVICES	SOCIAL WELL-BEING
2722	TARARUA DISTRICT COUNCIL	ACCESS TO LOCAL SERVICES	HEALTH STATUS OF POPULATION	HEALTH/HEALTH SERVICES	SOCIAL WELL-BEING
2723	TARARUA DISTRICT COUNCIL	ACCESS TO LOCAL SERVICES	NUMBER OF GP FTES PRACTISING IN THE TARARUA DISTRICT, AND RATIO 1,000 TO HEAD OF POPULATION	HEALTH/HEALTH SERVICES	SOCIAL WELL-BEING
2724	TARARUA DISTRICT COUNCIL	ACCESS TO LOCAL SERVICES	NUMBER OF REGISTERED NURSES FTES PRACTISING IN TARARUA DISTRICT, AND RATIO TO 1,000 HEAD OF POPULATION	HEALTH/HEALTH SERVICES	SOCIAL WELL-BEING
2725	TARARUA DISTRICT COUNCIL	ACCESS TO LOCAL SERVICES	NUMBER AND PERCENTAGE OF POPULATION REGISTERED WITH THE PHO	HEALTH/HEALTH SERVICES	SOCIAL WELL-BEING
2726	TARARUA DISTRICT COUNCIL	ACCESS TO LOCAL SERVICES	PERCENTAGE OF POPULATION WANTING TO VISIT A GP OR OTHER HEALTH PROFESSIONAL IN THE LAST 12 MONTHS BUT DID NOT, AND REASON FOR NOT GOING	HEALTH/HEALTH SERVICES	SOCIAL WELL-BEING
2727	TARARUA DISTRICT COUNCIL	ACCESS TO LOCAL SERVICES	PERCENTAGE OF POPULATION SATISFIED WITH EDUCATION AND TRAINING SERVICES IN THE DISTRICT	QUALIFICATION/SCHOOL	SOCIAL WELL-BEING
2728	TARARUA DISTRICT COUNCIL	ACCESS TO LOCAL SERVICES	PERCENTAGE OF NEW SCHOOL ENTRANTS WHO HAVE PARTICIPATED IN EARLY CHILDHOOD EDUCATION	EARLY CHILDHOOD EDUCATION	SOCIAL WELL-BEING
2729	TARARUA DISTRICT COUNCIL	ACCESS TO LOCAL SERVICES	PERCENTAGE OF NEW SCHOOL ENTRANTS WHO HAVE PARTICIPATED IN EARLY CHILDHOOD EDUCATION	EARLY CHILDHOOD EDUCATION	SOCIAL WELL-BEING
2730	TARARUA DISTRICT COUNCIL	ACCESS TO LOCAL SERVICES	PERCENTAGE OF POPULATION YEARS AND OVER WITH A QUALIFICATION	POPULATION/ETHNICITY/DEMOGRAPHICS	DEMOGRAPHICS
2731	TARARUA DISTRICT COUNCIL	ACCESS TO LOCAL SERVICES	NUMBER OF STUDENT STAND DOWNS, SUSPENSIONS, EXCLUSIONS OR EXPULSIONS BY AGE GENDER, ETHNICITY, AND NATURE OF BEHAVIOUR	POPULATION/ETHNICITY/DEMOGRAPHICS	DEMOGRAPHICS
2732	TARARUA DISTRICT COUNCIL	ACCESS TO LOCAL SERVICES	PROPORTION OF THE POPULATION WITH TELEPHONE ACCESS IN THE HOME	PHONE/MOBILE/INTERNET	ECONOMIC WELL-BEING
2733	TARARUA DISTRICT COUNCIL	ACCESS TO LOCAL SERVICES	PROPORTION OF THE POPULATION WITH INTERNET ACCESS IN THE HOME	PHONE/MOBILE/INTERNET	ECONOMIC WELL-BEING
2734	TARARUA DISTRICT COUNCIL	ACCESS TO LOCAL SERVICES	NUMBER OF HOUSEHOLDS WITHOUT ACCESS TO A MOTOR VEHICLE	POPULATION/ETHNICITY/DEMOGRAPHICS	DEMOGRAPHICS
2735	TARARUA DISTRICT COUNCIL	A HIGH STANDARD OF INFRASTRUCTURE	NUMBER OF PEOPLE KILLED OR INJURED IN MOTOR VEHICLE ACCIDENTS ON TARARUA ROADS	ROAD ACCIDENTS/INJURIES	ECONOMIC WELL-BEING

Appendix A: List of Community Well-beings Outcomes and Measures by Councils

S.NO.	COUNCIL	OUTCOME	MEASURES	MEASURES BROAD GROUP	WELL-BEINGS
2736	TARARUA DISTRICT COUNCIL	A HIGH STANDARD OF INFRASTRUCTURE	PERCENTAGE OF RESIDENTS WHO HAVE A SENSE OF PRIDE IN THE TOWNS AND PUBLIC AMENITIES OF THE DISTRICT	COMMUNITY DEVELOPMENT	SOCIAL WELL-BEING
2737	TARARUA DISTRICT COUNCIL	A HIGH STANDARD OF INFRASTRUCTURE	PERCENTAGE OF RESIDENTS SATISFIED WITH CEMETERIES, COMMUNITY BUILDINGS, PARKS AND RESERVES, PUBLIC CONVENIENCES, PUBLIC SWIMMING POOLS, FOOTPATHS, AND ROADS	FOOTPATH/WALKING/CYCLING	ECONOMIC WELL-BEING
2738	TARARUA DISTRICT COUNCIL	A HIGH STANDARD OF INFRASTRUCTURE	PERCENTAGE OF RESIDENTS SATISFIED WITH LANDFILL MANAGEMENT, RUBBISH COLLECTION AND RECYCLING	WASTE TO LANDFILL	ENVIRONMENTAL WELL-BEING
2739	TARARUA DISTRICT COUNCIL	A SUSTAINABLE NATURAL ENVIRONMENT	PERCENTAGE OF RESIDENTS SATISFIED THAT NATURAL ENVIRONMENT IS BEING PROTECTED, PRESERVED AND ENHANCED FOR PRESENT AND FUTURE GENERATIONS	NATURAL FEATURES	ENVIRONMENTAL WELL-BEING
2740	TARARUA DISTRICT COUNCIL	A SUSTAINABLE NATURAL ENVIRONMENT	NUMBER OF QEII COVENANTS IN THE DISTRICT, AND HECTARES PROTECTED BY COVENANTS	ENVIRONMENT/ENVIRONMENTAL ATTITUDES	ENVIRONMENTAL WELL-BEING
2741	TARARUA DISTRICT COUNCIL	A SUSTAINABLE NATURAL ENVIRONMENT	NUMBER OF SUBDIVISION AND LAND USE RESOURCE CONSENTS ISSUED	PLANNING/BUILDING CONSENTS	ECONOMIC WELL-BEING
2742	TARARUA DISTRICT COUNCIL	A SUSTAINABLE NATURAL ENVIRONMENT	COMPLIANCE WITH 2005 NEW ZEALAND DRINKING WATER STANDARDS EG WATER QUALITY AS INDICATED BY NO DETECTABLE FAECAL COLIFORMS (E.G. ECOLI)	DRINKING WATER	ENVIRONMENTAL WELL-BEING
2743	TARARUA DISTRICT COUNCIL	A SUSTAINABLE NATURAL ENVIRONMENT	MINISTRY OF HEALTH GRADING OF DRINKING-WATER SUPPLIES FOR COMMUNITIES SERVING OVER 500 PEOPLE	DRINKING WATER	ENVIRONMENTAL WELL-BEING
2744	TARARUA DISTRICT COUNCIL	A SUSTAINABLE NATURAL ENVIRONMENT	COMPLIANCE WITH DISCHARGE STANDARDS AS SPECIFIED IN HORIZONS REGIONAL COUNCIL RESOURCE CONSENTS	SEWERAGE/WASTEWATER	ENVIRONMENTAL WELL-BEING
2745	TARARUA DISTRICT COUNCIL	A STRONG PROSPEROUS ECONOMY	PERCENTAGE OF RESIDENTS WHO THINK THAT TARARUA IS BETTER, ABOUT THE SAME OR WORSE, AS A PLACE TO LIVE, THAN IT WAS THREE YEARS AGO	COMMUNITY DEVELOPMENT	SOCIAL WELL-BEING
2746	TARARUA DISTRICT COUNCIL	A STRONG PROSPEROUS ECONOMY	NUMBER OF BUSINESS GEOGRAPHIC UNITS BY INDUSTRY	NUMBER OF BUSINESSES	ECONOMIC WELL-BEING
2747	TARARUA DISTRICT COUNCIL	A STRONG PROSPEROUS ECONOMY	NZ DEPRIVATION INDEX OF TARARUA POPULATION	DEPRIVATION INDEX	SOCIAL WELL-BEING
2748	TARARUA DISTRICT COUNCIL	A STRONG PROSPEROUS ECONOMY	MEDIAN INCOME OF PEOPLE IN TARARUA	INCOME	ECONOMIC WELL-BEING
2749	TARARUA DISTRICT COUNCIL	A STRONG PROSPEROUS ECONOMY	PERCENTAGE OF HOUSEHOLDS OWNING AND OCCUPYING PRIVATE DWELLINGS WITH OR WITHOUT A MORTGAGE	HOUSE AFFORDABILITY	ECONOMIC WELL-BEING
2750	TARARUA DISTRICT COUNCIL	A STRONG PROSPEROUS ECONOMY	PERCENTAGE OF POPULATION UNEMPLOYED	UNEMPLOYMENT	ECONOMIC WELL-BEING
2751	TARARUA DISTRICT COUNCIL	A STRONG PROSPEROUS ECONOMY	NUMBER OF PEOPLE RECEIVING BENEFIT SUPPORT BY BENEFIT CATEGORY	INCOME	ECONOMIC WELL-BEING
2752	TARARUA DISTRICT COUNCIL	A STRONG PROSPEROUS ECONOMY	MEDIAN SALE PRICE OF DWELLINGS	HOUSE AFFORDABILITY	ECONOMIC WELL-BEING
2753	TARARUA DISTRICT COUNCIL	A STRONG PROSPEROUS ECONOMY	NUMBER OF BUILDING CONSENTS ISSUED FOR NEW HOMES AND VALUE OF CONSENTS	PLANNING/BUILDING CONSENTS	ECONOMIC WELL-BEING
2754	TARARUA DISTRICT COUNCIL	A STRONG PROSPEROUS ECONOMY	NUMBER OF COMMERCIAL GUEST NIGHTS	TOURISM	ECONOMIC WELL-BEING
2755	TARARUA DISTRICT COUNCIL	A STRONG PROSPEROUS ECONOMY	POPULATION OF TARARUA	POPULATION/ETHNICITY/DEMOGRAPHICS	DEMOGRAPHICS
2756	TARARUA DISTRICT COUNCIL	A STRONG PROSPEROUS ECONOMY	ESTIMATED POPULATION CHANGES FROM PREVIOUS YEAR	POPULATION/ETHNICITY/DEMOGRAPHICS	DEMOGRAPHICS
2757	TARARUA DISTRICT COUNCIL	CONNECTED COMMUNITY	NUMBER OF PEOPLE PARTICIPATING IN ARTS, CULTURAL, SPORTING AND RECREATIONAL ACTIVITIES	SPORTS	SOCIAL WELL-BEING
2758	TARARUA DISTRICT COUNCIL	CONNECTED COMMUNITY	PERCENTAGE OF RESIDENTS SATISFIED WITH THE WAY THE TARARUA DISTRICT COUNCIL INVOLVES THE PUBLIC IN THE DECISIONS IT MAKES	DECISION MAKING/CONSULTATION	SOCIAL WELL-BEING

Appendix A: List of Community Well-beings Outcomes and Measures by Councils

S.NO.	COUNCIL	OUTCOME	MEASURES	MEASURES BROAD GROUP	WELL-BEINGS
2759	TARARUA DISTRICT COUNCIL	CONNECTED COMMUNITY	PERCENTAGE OF ALL ENROLLED ELECTORS (BOTH RESIDENT AND RATEPAYER) WHO CAST A VOTE IN LOCAL BODY AND GENERAL ELECTIONS	ELECTIONS/VOTER TURNOUT	SOCIAL WELL-BEING
2760	TASMAN DISTRICT COUNCIL	OUR UNIQUE AND SPECIAL NATURAL ENVIRONMENT IS BOUNTIFUL, HEALTHY, CLEAN AND PROTECTED	AIR QUALITY - MEASURING THE NUMBER OF PM10 EXCEEDENCES OF THE AIR QUALITY NATIONAL ENVIRONMENTAL STANDARD	AIR QUALITY	ENVIRONMENTAL WELL-BEING
2761	TASMAN DISTRICT COUNCIL	OUR UNIQUE AND SPECIAL NATURAL ENVIRONMENT IS BOUNTIFUL, HEALTHY, CLEAN AND PROTECTED	WATER QUALITY MEASURING COMPLIANCE WITH THE BATHING WATER STANDARD IN RIVERS AND COASTAL AREAS USED FOR SWIMMING	RIVER, LAKES, COASTAL AND GROUNDWATER	ENVIRONMENTAL WELL-BEING
2762	TASMAN DISTRICT COUNCIL	OUR UNIQUE AND SPECIAL NATURAL ENVIRONMENT IS BOUNTIFUL, HEALTHY, CLEAN AND PROTECTED	ECOLOGICAL CONDITION OF RIVERS -- THROUGH MEASURING RELEVANT FACTORS LIKE MACRO INVERTEBRATE NUMBERS, PERHIPHYTON AND/OR FISH PRESENCE	ENVIRONMENT/ENVIRONMENTAL ATTITUDES	ENVIRONMENTAL WELL-BEING
2763	TASMAN DISTRICT COUNCIL	OUR UNIQUE AND SPECIAL NATURAL ENVIRONMENT IS BOUNTIFUL, HEALTHY, CLEAN AND PROTECTED	SOIL HEALTH - THROUGH MEASURING INDICES LIKE THE 500 SOILS SURVEY	ENVIRONMENT/ENVIRONMENTAL ATTITUDES	ENVIRONMENTAL WELL-BEING
2764	TASMAN DISTRICT COUNCIL	OUR UNIQUE AND SPECIAL NATURAL ENVIRONMENT IS BOUNTIFUL, HEALTHY, CLEAN AND PROTECTED	WASTE MANAGEMENT MEASURING THE VOLUME OF WASTE PER CAPITA GOING TO LANDFILL	WASTE TO LANDFILL	ENVIRONMENTAL WELL-BEING
2765	TASMAN DISTRICT COUNCIL	OUR BUILT URBAN AND RURAL ENVIRONMENTS ARE FUNCTIONAL PLEASANT SAFE AND SUSTAINABLY MANAGED	PARKS AND OPEN SPACE -- MEASURING THE AREAS OF PARKS, RESERVES AND OPEN SPACE AVAILABLE TO THE PUBLIC (COUNCIL AND DEPARTMENT OF CONSERVATION LAND) COMPARED TO PER CAPITA POPULATION IN THE DISTRICT	PARKS/RESERVES/OPEN SPACES	ENVIRONMENTAL WELL-BEING
2766	TASMAN DISTRICT COUNCIL	OUR BUILT URBAN AND RURAL ENVIRONMENTS ARE FUNCTIONAL, PLEASANT, SAFE AND SUSTAINABLY MANAGED	QUALITY OF THE NATURAL AND BUILT ENVIRONMENT RESIDENTS SATISFACTION WITH THE QUALITY OF THE NATURAL AND BUILT ENVIRONMENT	NATURAL FEATURES	ENVIRONMENTAL WELL-BEING
2767	TASMAN DISTRICT COUNCIL	OUR TRANSPORT AND ESSENTIAL SERVICES ARE SUFFICIENT, EFFICIENT AND SUSTAINABLY MANAGED	ROAD USE MEASUREMENT OF ROAD USAGE VOLUMES	TRANSPORT	ECONOMIC WELL-BEING
2768	TASMAN DISTRICT COUNCIL	OUR TRANSPORT AND ESSENTIAL SERVICES ARE SUFFICIENT, EFFICIENT AND SUSTAINABLY MANAGED	ACCIDENTS MONITORING TRAFFIC ACCIDENT NUMBERS	ROAD ACCIDENTS/INJURIES	ECONOMIC WELL-BEING
2769	TASMAN DISTRICT COUNCIL	OUR TRANSPORT AND ESSENTIAL SERVICES ARE SUFFICIENT, EFFICIENT AND SUSTAINABLY MANAGED	DRINKING WATER PROGRESS TOWARDS ACHIEVING DRINKING WATER STANDARDS	DRINKING WATER	ENVIRONMENTAL WELL-BEING
2770	TASMAN DISTRICT COUNCIL	OUR VIBRANT COMMUNITY IS SAFE, WELL, ENJOYS AN EXCELLENT QUALITY OF LIFE AND SUPPORTS THOSE WITH SPECIAL NEEDS	SAFETY -- MEASURING PERCEPTIONS OF SAFETY COMPARED TO ACTUAL CRIMINAL OFFENCES	CRIME/SAFETY	SOCIAL WELL-BEING
2771	TASMAN DISTRICT COUNCIL	OUR VIBRANT COMMUNITY IS SAFE, WELL, ENJOYS AN EXCELLENT QUALITY OF LIFE AND SUPPORTS THOSE WITH SPECIAL NEEDS	INCOME MEASURING HOUSEHOLD MEDIAN INCOME	INCOME	ECONOMIC WELL-BEING
2772	TASMAN DISTRICT COUNCIL	OUR VIBRANT COMMUNITY IS SAFE, WELL, ENJOYS AN EXCELLENT QUALITY OF LIFE AND SUPPORTS THOSE WITH SPECIAL NEEDS	HOUSING AFFORDABILITY MEASURING HOUSING AFFORDABILITY THROUGH MEASURING HOUSE PURCHASE COSTS COMPARED TO THE AVERAGE WAGE AND AVERAGE RENTAL COSTS COMPARED TO THE AVERAGE WAGE	HOUSE AFFORDABILITY	ECONOMIC WELL-BEING

Appendix A: List of Community Well-beings Outcomes and Measures by Councils

S.NO.	COUNCIL	OUTCOME	MEASURES	MEASURES BROAD GROUP	WELL-BEINGS
2773	TASMAN DISTRICT COUNCIL	OUR VIBRANT COMMUNITY IS SAFE, WELL, ENJOYS AN EXCELLENT QUALITY OF LIFE AND SUPPORTS THOSE WITH SPECIAL NEEDS	LEVEL OF EMPLOYMENT MEASURING UNEMPLOYMENT RATES	UNEMPLOYMENT	ECONOMIC WELL-BEING
2774	TASMAN DISTRICT COUNCIL	OUR VIBRANT COMMUNITY IS SAFE, WELL, ENJOYS AN EXCELLENT QUALITY OF LIFE AND SUPPORTS THOSE WITH SPECIAL NEEDS	PHYSICAL ACTIVITY MONITOR RATES OF ADULT PHYSICAL ACTIVITY	PHYSICAL ACTIVITY	SOCIAL WELL-BEING
2775	TASMAN DISTRICT COUNCIL	OUR VIBRANT COMMUNITY IS SAFE, WELL, ENJOYS AN EXCELLENT QUALITY OF LIFE AND SUPPORTS THOSE WITH SPECIAL NEEDS	HEALTH -- MONITOR THROUGH SELF-REPORTING THE OVERALL HEALTH OF RESIDENTS	HEALTH/HEALTH SERVICES	SOCIAL WELL-BEING
2776	TASMAN DISTRICT COUNCIL	OUR VIBRANT COMMUNITY IS SAFE, WELL, ENJOYS AN EXCELLENT QUALITY OF LIFE AND SUPPORTS THOSE WITH SPECIAL NEEDS	NUTRITION MONITOR FRUIT AND VEGETABLE CONSUMPTION	HEALTH/HEALTH SERVICES	SOCIAL WELL-BEING
2777	TASMAN DISTRICT COUNCIL	OUR VIBRANT COMMUNITY IS SAFE, WELL, ENJOYS AN EXCELLENT QUALITY OF LIFE AND SUPPORTS THOSE WITH SPECIAL NEEDS	DEPRIVATION MONITOR THE NEW ZEALAND DEPRIVATION INDEX	DEPRIVATION INDEX	SOCIAL WELL-BEING
2778	TASMAN DISTRICT COUNCIL	OUR COMMUNITY UNDERSTANDS REGIONAL HISTORY, HERITAGE AND CULTURE	COMMUNITY CONNECTEDNESS -- MEASURING PERCEPTIONS OF COMMUNITY CONNECTEDNESS, SENSE OF BELONGING AND SENSE OF PLACE	COMMUNITY DEVELOPMENT	SOCIAL WELL-BEING
2779	TASMAN DISTRICT COUNCIL	OUR COMMUNITY UNDERSTANDS REGIONAL HISTORY, HERITAGE AND CULTURE	LIBRARY MEMBERSHIP MEASURING THE MEMBERSHIP RATES AT LIBRARIES	LIBRARY	SOCIAL WELL-BEING
2780	TASMAN DISTRICT COUNCIL	OUR DIVERSE COMMUNITY ENJOYS ACCESS TO A RANGE OF SPIRITUAL, CULTURAL, SOCIAL, EDUCATIONAL AND RECREATIONAL SERVICES	EARLY CHILDHOOD EDUCATION - MEASURING PARTICIPATION IN EARLY CHILDHOOD EDUCATION	EARLY CHILDHOOD EDUCATION	SOCIAL WELL-BEING
2781	TASMAN DISTRICT COUNCIL	OUR DIVERSE COMMUNITY ENJOYS ACCESS TO A RANGE OF SPIRITUAL, CULTURAL, SOCIAL, EDUCATIONAL AND RECREATIONAL SERVICES	QUALIFICATIONS - MEASURING THE EDUCATIONAL ATTAINMENT OF THE ADULT POPULATION	QUALIFICATION/SCHOOL	SOCIAL WELL-BEING
2782	TASMAN DISTRICT COUNCIL	OUR DIVERSE COMMUNITY ENJOYS ACCESS TO A RANGE OF SPIRITUAL, CULTURAL, SOCIAL, EDUCATIONAL AND RECREATIONAL SERVICES	TE REO SPEAKERS - MEASURING THE TOTAL AND PERCENTAGE OF TE REO SPEAKERS OF ALL ETHNICITIES, AS MEASURED THROUGH THE NEW ZEALAND CENSUS	POPULATION/ETHNICITY/DEMOGRAPHICS	DEMOGRAPHICS
2783	TASMAN DISTRICT COUNCIL	OUR PARTICIPATORY COMMUNITY CONTRIBUTES TO DISTRICT DECISION-MAKING AND DEVELOPMENT	GOVERNANCE MEASURING VOTER TURNOUT AT LOCAL GOVERNMENT ELECTIONS	ELECTIONS/VOTER TURNOUT	SOCIAL WELL-BEING
2784	TASMAN DISTRICT COUNCIL	OUR PARTICIPATORY COMMUNITY CONTRIBUTES TO DISTRICT DECISION-MAKING AND DEVELOPMENT	CONSULTATION MEASURING SATISFACTION WITH COUNCILS CONSULTATION PROCESS	DECISION MAKING/CONSULTATION	SOCIAL WELL-BEING
2785	TASMAN DISTRICT COUNCIL	OUR GROWING AND SUSTAINABLE ECONOMY PROVIDES OPPORTUNITIES FOR US ALL	BUILDING CONSENTS -- MEASURING THE NUMBER OF BUILDING CONSENTS ISSUED (COMMERCIAL AND RESIDENTIAL)	PLANNING/BUILDING CONSENTS	ECONOMIC WELL-BEING

Appendix A: List of Community Well-beings Outcomes and Measures by Councils

S.NO.	COUNCIL	OUTCOME	MEASURES	MEASURES BROAD GROUP	WELL-BEINGS
2786	TASMAN DISTRICT COUNCIL	OUR GROWING AND SUSTAINABLE ECONOMY PROVIDES OPPORTUNITIES FOR US ALL	BUSINESS CONFIDENCE MEASURING BUSINESS CONFIDENCE ACROSS THE DISTRICT	BUSINESS CONFIDENCE	ECONOMIC WELL-BEING
2787	TASMAN DISTRICT COUNCIL	OUR GROWING AND SUSTAINABLE ECONOMY PROVIDES OPPORTUNITIES FOR US ALL	INDUSTRY GDP -- MEASURING GDP FOR THE TOP FIVE SECTORS (FORESTRY, SEAFOOD, HORTICULTURE, TOURISM, PASTORAL)	GROSS DOMESTIC PRODUCT (GDP)	ECONOMIC WELL-BEING
2788	TASMAN DISTRICT COUNCIL	OUR GROWING AND SUSTAINABLE ECONOMY PROVIDES OPPORTUNITIES FOR US ALL	INTERNET MEASURING INTERNET ACCESS	PHONE/MOBILE/INTERNET	ECONOMIC WELL-BEING
2789	TASMAN DISTRICT COUNCIL	OUR GROWING AND SUSTAINABLE ECONOMY PROVIDES OPPORTUNITIES FOR US ALL	TOURISM SPEND MEASURING VISITOR SPEND	TOURISM	ECONOMIC WELL-BEING
2790	TAUPO DISTRICT COUNCIL	KAITIAKITANGA	TUWHARETOA INVOLVEMENT IN RESOURCE MANAGEMENT (DESCRIPTIVE)	DECISION MAKING/CONSULTATION	SOCIAL WELL-BEING
2791	TAUPO DISTRICT COUNCIL	LAKES, RIVERS, LANDSCAPES -- PLACES WE ARE PROUD OF	LAKE TAUPO WATER QUALITY FOR CONTACT RECREATION	RIVER, LAKES, COASTAL AND GROUNDWATER	ENVIRONMENTAL WELL-BEING
2792	TAUPO DISTRICT COUNCIL	LAKES, RIVERS, LANDSCAPES -- PLACES WE ARE PROUD OF	LAKE TAUPO WATER QUALITY FOR ECOLOGICAL HEALTH	RIVER, LAKES, COASTAL AND GROUNDWATER	ENVIRONMENTAL WELL-BEING
2793	TAUPO DISTRICT COUNCIL	LAKES, RIVERS, LANDSCAPES -- PLACES WE ARE PROUD OF	LAKE TAUPO WATER CLARITY	RIVER, LAKES, COASTAL AND GROUNDWATER	ENVIRONMENTAL WELL-BEING
2794	TAUPO DISTRICT COUNCIL	LAKES, RIVERS, LANDSCAPES -- PLACES WE ARE PROUD OF	LAKE TAUPO WATER QUALITY - NITROGEN CONTENT	RIVER, LAKES, COASTAL AND GROUNDWATER	ENVIRONMENTAL WELL-BEING
2795	TAUPO DISTRICT COUNCIL	LAKES, RIVERS, LANDSCAPES -- PLACES WE ARE PROUD OF	ALGAL BIOMASS (CHLOROPHYLL A)	NATURAL FEATURES	ENVIRONMENTAL WELL-BEING
2796	TAUPO DISTRICT COUNCIL	LAKES, RIVERS, LANDSCAPES -- PLACES WE ARE PROUD OF	TOXIC ALGAL BLOOMS	ENVIRONMENT/ENVIRONMENTAL ATTITUDES	ENVIRONMENTAL WELL-BEING
2797	TAUPO DISTRICT COUNCIL	LAKES, RIVERS, LANDSCAPES -- PLACES WE ARE PROUD OF	LAKE TAUPO WATER QUALITY - OXYGEN DEPLETION	RIVER, LAKES, COASTAL AND GROUNDWATER	ENVIRONMENTAL WELL-BEING
2798	TAUPO DISTRICT COUNCIL	LAKES, RIVERS, LANDSCAPES -- PLACES WE ARE PROUD OF	VOLUME OF WASTEWATER TREATED	SEWERAGE/WASTEWATER	ENVIRONMENTAL WELL-BEING
2799	TAUPO DISTRICT COUNCIL	LAKES, RIVERS, LANDSCAPES -- PLACES WE ARE PROUD OF	VOLUME OF STORMWATER PIPED DIRECTLY INTO LAKE TAUPO	RIVER, LAKES, COASTAL AND GROUNDWATER	ENVIRONMENTAL WELL-BEING
2800	TAUPO DISTRICT COUNCIL	LAKES, RIVERS, LANDSCAPES -- PLACES WE ARE PROUD OF	NUMBER OF CATFISH	ENVIRONMENT/ENVIRONMENTAL ATTITUDES	ENVIRONMENTAL WELL-BEING
2801	TAUPO DISTRICT COUNCIL	LAKES, RIVERS, LANDSCAPES -- PLACES WE ARE PROUD OF	NUMBER OF NATIVE FISH	ENVIRONMENT/ENVIRONMENTAL ATTITUDES	ENVIRONMENTAL WELL-BEING
2802	TAUPO DISTRICT COUNCIL	LAKES, RIVERS, LANDSCAPES -- PLACES WE ARE PROUD OF	PLANT AND ANIMAL PESTS (LAKES, RIVERS AND STREAMS)	PEST CONTROL	ENVIRONMENTAL WELL-BEING
2803	TAUPO DISTRICT COUNCIL	LAKES, RIVERS, LANDSCAPES -- PLACES WE ARE PROUD OF	AREA OF WEEDS BY TYPE	ENVIRONMENT/ENVIRONMENTAL ATTITUDES	ENVIRONMENTAL WELL-BEING
2804	TAUPO DISTRICT COUNCIL	LAKES, RIVERS, LANDSCAPES -- PLACES WE ARE PROUD OF	RIVER WATER QUALITY FOR ECOLOGICAL HEALTH	RIVER, LAKES, COASTAL AND GROUNDWATER	ENVIRONMENTAL WELL-BEING
2805	TAUPO DISTRICT COUNCIL	LAKES, RIVERS, LANDSCAPES -- PLACES WE ARE PROUD OF	RIVER WATER QUALITY TEMPERATURE	RIVER, LAKES, COASTAL AND GROUNDWATER	ENVIRONMENTAL WELL-BEING
2806	TAUPO DISTRICT COUNCIL	LAKES, RIVERS, LANDSCAPES -- PLACES WE ARE PROUD OF	RIVER WATER QUALITY DISSOLVED OXYGEN	RIVER, LAKES, COASTAL AND GROUNDWATER	ENVIRONMENTAL WELL-BEING
2807	TAUPO DISTRICT COUNCIL	LAKES, RIVERS, LANDSCAPES -- PLACES WE ARE PROUD OF	RIVER WATER QUALITY PH LEVEL	RIVER, LAKES, COASTAL AND GROUNDWATER	ENVIRONMENTAL WELL-BEING

Appendix A: List of Community Well-beings Outcomes and Measures by Councils

S.NO.	COUNCIL	OUTCOME	MEASURES	MEASURES BROAD GROUP	WELL-BEINGS
2808	TAUPO DISTRICT COUNCIL	LAKES, RIVERS, LANDSCAPES -- PLACES WE ARE PROUD OF	RIVER WATER QUALITY DISSOLVED NITROGEN	RIVER, LAKES, COASTAL AND GROUNDWATER	ENVIRONMENTAL WELL-BEING
2809	TAUPO DISTRICT COUNCIL	LAKES, RIVERS, LANDSCAPES -- PLACES WE ARE PROUD OF	RIVER WATER QUALITY DISSOLVED PHOSPHOROUS	RIVER, LAKES, COASTAL AND GROUNDWATER	ENVIRONMENTAL WELL-BEING
2810	TAUPO DISTRICT COUNCIL	LAKES, RIVERS, LANDSCAPES -- PLACES WE ARE PROUD OF	RIVER BIOLOGY INVERTEBRATE COUNTS	RIVER, LAKES, COASTAL AND GROUNDWATER	ENVIRONMENTAL WELL-BEING
2811	TAUPO DISTRICT COUNCIL	LAKES, RIVERS, LANDSCAPES -- PLACES WE ARE PROUD OF	STOCK FENCING (CLEAN STREAMS)	AGRICULTURE/DAIRY	ECONOMIC WELL-BEING
2812	TAUPO DISTRICT COUNCIL	LAKES, RIVERS, LANDSCAPES -- PLACES WE ARE PROUD OF	STREAMCARE GROUPS	ENVIRONMENT/ENVIRONMENTAL ATTITUDES	ENVIRONMENTAL WELL-BEING
2813	TAUPO DISTRICT COUNCIL	LAKES, RIVERS, LANDSCAPES -- PLACES WE ARE PROUD OF	SEDIMENT LOADS	RIVER, LAKES, COASTAL AND GROUNDWATER	ENVIRONMENTAL WELL-BEING
2814	TAUPO DISTRICT COUNCIL	LAKES, RIVERS, LANDSCAPES -- PLACES WE ARE PROUD OF	STREAM HEALTH MONITORING BY MARAE, SCHOOLS AND OTHER GROUPS	ENVIRONMENT/ENVIRONMENTAL ATTITUDES	ENVIRONMENTAL WELL-BEING
2815	TAUPO DISTRICT COUNCIL	LAKES, RIVERS, LANDSCAPES -- PLACES WE ARE PROUD OF	POPULATION CHANGE AND PROJECTIONS	POPULATION/ETHNICITY/DEMOGRAPHICS	DEMOGRAPHICS
2816	TAUPO DISTRICT COUNCIL	LAKES, RIVERS, LANDSCAPES -- PLACES WE ARE PROUD OF	NUMBER OF BUILDING CONSENTS ISSUED FOR NEW DWELLINGS	PLANNING/BUILDING CONSENTS	ECONOMIC WELL-BEING
2817	TAUPO DISTRICT COUNCIL	LAKES, RIVERS, LANDSCAPES -- PLACES WE ARE PROUD OF	SEWERAGE RETICULATION OF LAKESIDE SETTLEMENTS	SEWERAGE/WASTEWATER	ENVIRONMENTAL WELL-BEING
2818	TAUPO DISTRICT COUNCIL	LAKES, RIVERS, LANDSCAPES -- PLACES WE ARE PROUD OF	SATISFACTION WITH THE AMOUNT OF RESIDENTIAL DEVELOPMENT	PLANNING/BUILDING CONSENTS	ECONOMIC WELL-BEING
2819	TAUPO DISTRICT COUNCIL	LAKES, RIVERS, LANDSCAPES -- PLACES WE ARE PROUD OF	SATISFACTION WITH THE AMOUNT OF BUSINESS DEVELOPMENT	NUMBER OF BUSINESSES	ECONOMIC WELL-BEING
2820	TAUPO DISTRICT COUNCIL	LAKES, RIVERS, LANDSCAPES -- PLACES WE ARE PROUD OF	PRIDE IN THE LOOK AND FEEL OF THE DISTRICT	COMMUNITY DEVELOPMENT	SOCIAL WELL-BEING
2821	TAUPO DISTRICT COUNCIL	LAKES, RIVERS, LANDSCAPES -- PLACES WE ARE PROUD OF	ENVIRONMENTAL COMPLAINTS	ENVIRONMENT/ENVIRONMENTAL ATTITUDES	ENVIRONMENTAL WELL-BEING
2822	TAUPO DISTRICT COUNCIL	LAKES, RIVERS, LANDSCAPES -- PLACES WE ARE PROUD OF	ECONOMIC VALUE OF LAKE TAUPO FISHERY	ECONOMIC ACTIVITY	ECONOMIC WELL-BEING
2823	TAUPO DISTRICT COUNCIL	LAKES, RIVERS, LANDSCAPES -- PLACES WE ARE PROUD OF	PERCEIVED IMPORTANCE OF THE ENVIRONMENT	ENVIRONMENT/ENVIRONMENTAL ATTITUDES	ENVIRONMENTAL WELL-BEING
2824	TAUPO DISTRICT COUNCIL	LAKES, RIVERS, LANDSCAPES -- PLACES WE ARE PROUD OF	ENVIRONMENTAL ATTITUDES	ENVIRONMENT/ENVIRONMENTAL ATTITUDES	ENVIRONMENTAL WELL-BEING
2825	TAUPO DISTRICT COUNCIL	LAKES, RIVERS, LANDSCAPES -- PLACES WE ARE PROUD OF	SATISFACTION WITH LOCAL ENVIRONMENT	ENVIRONMENT/ENVIRONMENTAL ATTITUDES	ENVIRONMENTAL WELL-BEING
2826	TAUPO DISTRICT COUNCIL	LAKES, RIVERS, LANDSCAPES -- PLACES WE ARE PROUD OF	SATISFACTION THAT THE COMMUNITY TREATS THE NATURAL ENVIRONMENT WELL	NATURAL FEATURES	ENVIRONMENTAL WELL-BEING
2827	TAUPO DISTRICT COUNCIL	LAKES, RIVERS, LANDSCAPES -- PLACES WE ARE PROUD OF	ENVIRONMENTAL ACTIONS UNDERTAKEN	ENVIRONMENT/ENVIRONMENTAL ATTITUDES	ENVIRONMENTAL WELL-BEING
2828	TAUPO DISTRICT COUNCIL	LAKES, RIVERS, LANDSCAPES -- PLACES WE ARE PROUD OF	AREA OF LEGALLY PROTECTED NATURAL SITES	NATURAL FEATURES	ENVIRONMENTAL WELL-BEING
2829	TAUPO DISTRICT COUNCIL	LAKES, RIVERS, LANDSCAPES -- PLACES WE ARE PROUD OF	SATISFACTION OF ANGLERS	RIVER, LAKES, COASTAL AND GROUNDWATER	ENVIRONMENTAL WELL-BEING
2830	TAUPO DISTRICT COUNCIL	LAKES, RIVERS, LANDSCAPES -- PLACES WE ARE PROUD OF	NUMBER OF TROUT INCLUDING JUVENILES	ENVIRONMENT/ENVIRONMENTAL ATTITUDES	ENVIRONMENTAL WELL-BEING
2831	TAUPO DISTRICT COUNCIL	LAKES, RIVERS, LANDSCAPES -- PLACES WE ARE PROUD OF	TROUT HEALTH AND SIZE	ENVIRONMENT/ENVIRONMENTAL ATTITUDES	ENVIRONMENTAL WELL-BEING

Appendix A: List of Community Well-beings Outcomes and Measures by Councils

S.NO.	COUNCIL	OUTCOME	MEASURES	MEASURES BROAD GROUP	WELL-BEINGS
2832	TAUPO DISTRICT COUNCIL	LAKES, RIVERS, LANDSCAPES -- PLACES WE ARE PROUD OF	SATISFACTION WITH ACCESS TO LAKES AND RIVERS	RIVER, LAKES, COASTAL AND GROUNDWATER	ENVIRONMENTAL WELL-BEING
2833	TAUPO DISTRICT COUNCIL	LAKES, RIVERS, LANDSCAPES -- PLACES WE ARE PROUD OF	SATISFACTION WITH PUBLIC FACILITIES AROUND LAKES AND RIVERS	RIVER, LAKES, COASTAL AND GROUNDWATER	ENVIRONMENTAL WELL-BEING
2834	TAUPO DISTRICT COUNCIL	LAKES, RIVERS, LANDSCAPES -- PLACES WE ARE PROUD OF	LEGAL PROTECTION OF LAKE FORESHORE	RIVER, LAKES, COASTAL AND GROUNDWATER	ENVIRONMENTAL WELL-BEING
2835	TAUPO DISTRICT COUNCIL	LAKES, RIVERS, LANDSCAPES -- PLACES WE ARE PROUD OF	VOLUME OF RUBBISH ON BEACHES	RIVER, LAKES, COASTAL AND GROUNDWATER	ENVIRONMENTAL WELL-BEING
2836	TAUPO DISTRICT COUNCIL	LAKES, RIVERS, LANDSCAPES -- PLACES WE ARE PROUD OF	RUBBISH TYPES (E.G. GLASS AND SHARP OBJECTS)	WASTE TO LANDFILL	ENVIRONMENTAL WELL-BEING
2837	TAUPO DISTRICT COUNCIL	LAKES, RIVERS, LANDSCAPES -- PLACES WE ARE PROUD OF	LENGTH OF SWIMMING-ONLY BEACHES	RIVER, LAKES, COASTAL AND GROUNDWATER	ENVIRONMENTAL WELL-BEING
2838	TAUPO DISTRICT COUNCIL	LAKES, RIVERS, LANDSCAPES -- PLACES WE ARE PROUD OF	AREA OF LAND IN NATIVE VEGETATION	NATIVE VEGETATION	ENVIRONMENTAL WELL-BEING
2839	TAUPO DISTRICT COUNCIL	LAKES, RIVERS, LANDSCAPES -- PLACES WE ARE PROUD OF	PUBLIC SATISFACTION WITH WILDERNESS EXPERIENCE	NATURAL FEATURES	ENVIRONMENTAL WELL-BEING
2840	TAUPO DISTRICT COUNCIL	LAKES, RIVERS, LANDSCAPES -- PLACES WE ARE PROUD OF	LIFESTYLE DEVELOPMENT IN RURAL AND LAKESIDE AREAS	PLANNING/BUILDING CONSENTS	ECONOMIC WELL-BEING
2841	TAUPO DISTRICT COUNCIL	LAKES, RIVERS, LANDSCAPES -- PLACES WE ARE PROUD OF	RURAL SUBDIVISIONS BY CLASS OF LAND	PLANNING/BUILDING CONSENTS	ECONOMIC WELL-BEING
2842	TAUPO DISTRICT COUNCIL	LAKES, RIVERS, LANDSCAPES -- PLACES WE ARE PROUD OF	STOCK DENSITY	AGRICULTURE/DAIRY	ECONOMIC WELL-BEING
2843	TAUPO DISTRICT COUNCIL	LAKES, RIVERS, LANDSCAPES -- PLACES WE ARE PROUD OF	RECYCLING VOLUMES PER CAPITA	RECYCLING/GREEN WASTE	ENVIRONMENTAL WELL-BEING
2844	TAUPO DISTRICT COUNCIL	LAKES, RIVERS, LANDSCAPES -- PLACES WE ARE PROUD OF	WASTE TO LANDFILL PER CAPITA	WASTE TO LANDFILL	ENVIRONMENTAL WELL-BEING
2845	TAUPO DISTRICT COUNCIL	LAKES, RIVERS, LANDSCAPES -- PLACES WE ARE PROUD OF	AWARENESS OF ACTIONS TO MINIMISE WASTE	RECYCLING/GREEN WASTE	ENVIRONMENTAL WELL-BEING
2846	TAUPO DISTRICT COUNCIL	LAKES, RIVERS, LANDSCAPES -- PLACES WE ARE PROUD OF	2020 TAUPO-NUI-A--TIA AGENCY ACTIONS UNDERTAKEN	COMMUNITY DEVELOPMENT	SOCIAL WELL-BEING
2847	TAUPO DISTRICT COUNCIL	LAKES, RIVERS, LANDSCAPES -- PLACES WE ARE PROUD OF	COMMUNITY AWARENESS OF 2020 ACTION PLAN	COMMUNITY DEVELOPMENT	SOCIAL WELL-BEING
2848	TAUPO DISTRICT COUNCIL	LAKES, RIVERS, LANDSCAPES -- PLACES WE ARE PROUD OF	LANDCARE GROUPS AND COMMUNITY ENVIRONMENTAL PROJECTS	ENVIRONMENT/ENVIRONMENTAL ATTITUDES	ENVIRONMENTAL WELL-BEING
2849	TAUPO DISTRICT COUNCIL	LAKES, RIVERS, LANDSCAPES -- PLACES WE ARE PROUD OF	ENVIRONMENTAL EDUCATION INITIATIVES	ENVIRONMENT/ENVIRONMENTAL ATTITUDES	ENVIRONMENTAL WELL-BEING
2850	TAUPO DISTRICT COUNCIL	LAKES, RIVERS, LANDSCAPES -- PLACES WE ARE PROUD OF	PLANT AND ANIMAL PESTS (LAND-BASED)	PEST CONTROL	ENVIRONMENTAL WELL-BEING
2851	TAUPO DISTRICT COUNCIL	LAKES, RIVERS, LANDSCAPES -- PLACES WE ARE PROUD OF	PEST DAMAGE IN SIGNIFICANT NATURAL AREAS	PEST CONTROL	ENVIRONMENTAL WELL-BEING
2852	TAUPO DISTRICT COUNCIL	LAKES, RIVERS, LANDSCAPES -- PLACES WE ARE PROUD OF	URBAN AIR QUALITY	AIR QUALITY	ENVIRONMENTAL WELL-BEING
2853	TAUPO DISTRICT COUNCIL	LAKES, RIVERS, LANDSCAPES -- PLACES WE ARE PROUD OF	GREENHOUSE GAS EMISSIONS	AIR QUALITY	ENVIRONMENTAL WELL-BEING
2854	TAUPO DISTRICT COUNCIL	LAKES, RIVERS, LANDSCAPES -- PLACES WE ARE PROUD OF	ENERGY CONSERVATION AND EFFICIENCY (DESCRIPTIVE)	ENERGY USAGE	ENVIRONMENTAL WELL-BEING
2855	TAUPO DISTRICT COUNCIL	HEALTHY PEOPLE, HEALTHY COMMUNITIES	NZDEP SOCIAL DEPRIVATION INDEX	DEPRIVATION INDEX	SOCIAL WELL-BEING

Appendix A: List of Community Well-beings Outcomes and Measures by Councils

S.NO.	COUNCIL	OUTCOME	MEASURES	MEASURES BROAD GROUP	WELL-BEINGS
2856	TAUPO DISTRICT COUNCIL	HEALTHY PEOPLE, HEALTHY COMMUNITIES	REPRESENTATION OF WOMEN ON COUNCIL	ELECTED MEMBERS	SOCIAL WELL-BEING
2857	TAUPO DISTRICT COUNCIL	HEALTHY PEOPLE, HEALTHY COMMUNITIES	FAMILY-FRIENDLY EMPLOYMENT POLICIES	LEVEL OF EMPLOYMENT AND BUSINESSES	ECONOMIC WELL-BEING
2858	TAUPO DISTRICT COUNCIL	HEALTHY PEOPLE, HEALTHY COMMUNITIES	RESPECT FOR CULTURAL DIVERSITY	ARTS/CULTURE/MUSEUM/EVENTS	CULTURAL WELL-BEING
2859	TAUPO DISTRICT COUNCIL	HEALTHY PEOPLE, HEALTHY COMMUNITIES	PROPORTION OF POPULATION THAT SPEAK THE FIRST LANGUAGE OF THEIR ETHNIC GROUP	POPULATION/ETHNICITY/DEMOGRAPHICS	DEMOGRAPHICS
2860	TAUPO DISTRICT COUNCIL	HEALTHY PEOPLE, HEALTHY COMMUNITIES	DRINKING WATER SUPPLY RISK GRADINGS	DRINKING WATER	ENVIRONMENTAL WELL-BEING
2861	TAUPO DISTRICT COUNCIL	HEALTHY PEOPLE, HEALTHY COMMUNITIES	DRINKING WATER CONTAMINANTS	DRINKING WATER	ENVIRONMENTAL WELL-BEING
2862	TAUPO DISTRICT COUNCIL	HEALTHY PEOPLE, HEALTHY COMMUNITIES	SATISFACTION WITH AVAILABILITY OF HEALTH SERVICES	HEALTH/HEALTH SERVICES	SOCIAL WELL-BEING
2863	TAUPO DISTRICT COUNCIL	HEALTHY PEOPLE, HEALTHY COMMUNITIES	PERCEIVED BARRIERS TO ACCESSING HEALTH CARE	HEALTH/HEALTH SERVICES	SOCIAL WELL-BEING
2864	TAUPO DISTRICT COUNCIL	HEALTHY PEOPLE, HEALTHY COMMUNITIES	GENERAL PRACTITIONERS PER 100,000 POPULATION	HEALTH/HEALTH SERVICES	SOCIAL WELL-BEING
2865	TAUPO DISTRICT COUNCIL	HEALTHY PEOPLE, HEALTHY COMMUNITIES	HOUSING AFFORDABILITY INDEX	HOUSE AFFORDABILITY	ECONOMIC WELL-BEING
2866	TAUPO DISTRICT COUNCIL	HEALTHY PEOPLE, HEALTHY COMMUNITIES	RENT TO INCOME RATIO	INCOME	ECONOMIC WELL-BEING
2867	TAUPO DISTRICT COUNCIL	HEALTHY PEOPLE, HEALTHY COMMUNITIES	HOME OWNERSHIP RATE	HOME OWNERSHIP	DEMOGRAPHICS
2868	TAUPO DISTRICT COUNCIL	HEALTHY PEOPLE, HEALTHY COMMUNITIES	HOUSEHOLD CROWDING (EQUIVALISED CROWDING INDEX)	HOUSE AFFORDABILITY	ECONOMIC WELL-BEING
2869	TAUPO DISTRICT COUNCIL	HEALTHY PEOPLE, HEALTHY COMMUNITIES	LIFE EXPECTANCY AT BIRTH	LIFE EXPECTANCY	DEMOGRAPHICS
2870	TAUPO DISTRICT COUNCIL	HEALTHY PEOPLE, HEALTHY COMMUNITIES	AVOIDABLE HOSPITALISATIONS	HOSPITALISATIONS	ECONOMIC WELL-BEING
2871	TAUPO DISTRICT COUNCIL	HEALTHY PEOPLE, HEALTHY COMMUNITIES	CARDIOVASCULAR DISEASE	HEALTH/HEALTH SERVICES	SOCIAL WELL-BEING
2872	TAUPO DISTRICT COUNCIL	HEALTHY PEOPLE, HEALTHY COMMUNITIES	IMMUNISATION RATES	HEALTH/HEALTH SERVICES	SOCIAL WELL-BEING
2873	TAUPO DISTRICT COUNCIL	HEALTHY PEOPLE, HEALTHY COMMUNITIES	ORAL HEALTH	HEALTH/HEALTH SERVICES	SOCIAL WELL-BEING
2874	TAUPO DISTRICT COUNCIL	HEALTHY PEOPLE, HEALTHY COMMUNITIES	YOUNG PARENTS	YOUTH	SOCIAL WELL-BEING
2875	TAUPO DISTRICT COUNCIL	HEALTHY PEOPLE, HEALTHY COMMUNITIES	CIGARETTE SMOKING	HEALTH/HEALTH SERVICES	SOCIAL WELL-BEING
2876	TAUPO DISTRICT COUNCIL	HEALTHY PEOPLE, HEALTHY COMMUNITIES	PROBLEM GAMBLING	CRIME/SAFETY	SOCIAL WELL-BEING
2877	TAUPO DISTRICT COUNCIL	HEALTHY PEOPLE, HEALTHY COMMUNITIES	HEALTHY HOMES PROJECTS	HOUSE QUALITY	ECONOMIC WELL-BEING
2878	TAUPO DISTRICT COUNCIL	HEALTHY PEOPLE, HEALTHY COMMUNITIES	SATISFACTION WITH RECREATION AND SPORTING FACILITIES	SPORTS	SOCIAL WELL-BEING
2879	TAUPO DISTRICT COUNCIL	HEALTHY PEOPLE, HEALTHY COMMUNITIES	SATISFACTION WITH RECREATIONAL FACILITIES AND OPPORTUNITIES	RECREATIONAL FACILITIES	SOCIAL WELL-BEING

Appendix A: List of Community Well-beings Outcomes and Measures by Councils

S.NO.	COUNCIL	OUTCOME	MEASURES	MEASURES BROAD GROUP	WELL-BEINGS
2880	TAUPO DISTRICT COUNCIL	HEALTHY PEOPLE, HEALTHY COMMUNITIES	PARTICIPATION IN PHYSICAL ACTIVITY	PHYSICAL ACTIVITY	SOCIAL WELL-BEING
2881	TAUPO DISTRICT COUNCIL	HEALTHY PEOPLE, HEALTHY COMMUNITIES	USAGE OF COUNCIL RECREATIONAL FACILITIES (PARKS, SPORTSGROUNDS, AC BATHS)	PARKS/RESERVES/OPEN SPACES	ENVIRONMENTAL WELL-BEING
2882	TAUPO DISTRICT COUNCIL	HEALTHY PEOPLE, HEALTHY COMMUNITIES	HECTARES OF PUBLIC OPEN SPACE PER CAPITA	PARKS/RESERVES/OPEN SPACES	ENVIRONMENTAL WELL-BEING
2883	TAUPO DISTRICT COUNCIL	HEALTHY PEOPLE, HEALTHY COMMUNITIES	EXERCISE ON PRESCRIPTION	PHYSICAL ACTIVITY	SOCIAL WELL-BEING
2884	TAUPO DISTRICT COUNCIL	HEALTHY PEOPLE, HEALTHY COMMUNITIES	SATISFACTION WITH WORK LIFE BALANCE	WORK LIFE BALANCE	SOCIAL WELL-BEING
2885	TAUPO DISTRICT COUNCIL	HEALTHY PEOPLE, HEALTHY COMMUNITIES	PERCEIVED LEVEL OF COMMUNITY SPIRIT	SOCIAL CONNECTION	SOCIAL WELL-BEING
2886	TAUPO DISTRICT COUNCIL	HEALTHY PEOPLE, HEALTHY COMMUNITIES	PERCEIVED QUALITY OF LIFE	QUALITY OF LIFE	SOCIAL WELL-BEING
2887	TAUPO DISTRICT COUNCIL	HEALTHY PEOPLE, HEALTHY COMMUNITIES	PERCENTAGE OF VOTER TURNOUT AT LOCAL ELECTIONS	ELECTIONS/VOTER TURNOUT	SOCIAL WELL-BEING
2888	TAUPO DISTRICT COUNCIL	HEALTHY PEOPLE, HEALTHY COMMUNITIES	WELL-BEING THROUGH TIKANGA MAORI	QUALITY OF LIFE	SOCIAL WELL-BEING
2889	TAUPO DISTRICT COUNCIL	SAFE AND SECURE	REPORTED OFFENCES PER 10,000 POPULATION AND RESOLUTION RATES	CRIME/SAFETY	SOCIAL WELL-BEING
2890	TAUPO DISTRICT COUNCIL	SAFE AND SECURE	PERCEIVED LEVEL OF COMMUNITY SAFETY	CRIME/SAFETY	SOCIAL WELL-BEING
2891	TAUPO DISTRICT COUNCIL	SAFE AND SECURE	PERCEIVED LEVEL OF PERSONAL SAFETY	CRIME/SAFETY	SOCIAL WELL-BEING
2892	TAUPO DISTRICT COUNCIL	SAFE AND SECURE	NOTIFICATIONS TO CYFS REPORTED AND SUBSTANTIATED CASES OF CHILD ABUSE AND NEGLECT	CHILD SAFETY & DEVELOPMENT	SOCIAL WELL-BEING
2893	TAUPO DISTRICT COUNCIL	SAFE AND SECURE	NAVIGATION SAFETY PATROLS	CRIME/SAFETY	SOCIAL WELL-BEING
2894	TAUPO DISTRICT COUNCIL	SAFE AND SECURE	NAVIGATION INCIDENTS AND INJURIES	ROAD ACCIDENTS/INJURIES	ECONOMIC WELL-BEING
2895	TAUPO DISTRICT COUNCIL	SAFE AND SECURE	NAVIGATION COMPLAINTS	COUNCIL OPERATIONS	ECONOMIC WELL-BEING
2896	TAUPO DISTRICT COUNCIL	SAFE AND SECURE	CIVIL DEFENCE AWARENESS	NATURAL DISASTER/RESILIENCE	ENVIRONMENTAL WELL-BEING
2897	TAUPO DISTRICT COUNCIL	SAFE AND SECURE	VISITOR NIGHTS IN COMMERCIAL ACCOMMODATION	TOURISM	ECONOMIC WELL-BEING
2898	TAUPO DISTRICT COUNCIL	SAFE AND SECURE	VISITOR EXPENDITURE (INTERNATIONAL AND DOMESTIC)	TOURISM	ECONOMIC WELL-BEING
2899	TAUPO DISTRICT COUNCIL	SAFE AND SECURE	MOTOR VEHICLE CRASHES	ROAD ACCIDENTS/INJURIES	ECONOMIC WELL-BEING
2900	TAUPO DISTRICT COUNCIL	SAFE AND SECURE	MOTOR VEHICLE CASUALTIES	ROAD ACCIDENTS/INJURIES	ECONOMIC WELL-BEING
2901	TAUPO DISTRICT COUNCIL	SAFE AND SECURE	PERCEIVED LEVEL OF SAFETY ON ROADS	TRANSPORT	ECONOMIC WELL-BEING
2902	TAUPO DISTRICT COUNCIL	SAFE AND SECURE	SATISFACTION WITH AVAILABILITY OF COMMUNITY SUPPORT SERVICES	COMMUNITY DEVELOPMENT	SOCIAL WELL-BEING
2903	TAUPO DISTRICT COUNCIL	SAFE AND SECURE	UNPAID WORK	VOLUNTEER/UNPAID WORK	SOCIAL WELL-BEING
2904	TAUPO DISTRICT COUNCIL	THRIVING AND PROSPEROUS	REAL MEDIAN PERSONAL INCOME	INCOME	ECONOMIC WELL-BEING
2905	TAUPO DISTRICT COUNCIL	THRIVING AND PROSPEROUS	AVERAGE HOURLY EARNINGS	INCOME	ECONOMIC WELL-BEING
2906	TAUPO DISTRICT COUNCIL	THRIVING AND PROSPEROUS	EMPLOYMENT BY INDUSTRY	LEVEL OF EMPLOYMENT AND BUSINESSES	ECONOMIC WELL-BEING
2907	TAUPO DISTRICT COUNCIL	THRIVING AND PROSPEROUS	EMPLOYMENT BY OCCUPATION	LEVEL OF EMPLOYMENT AND BUSINESSES	ECONOMIC WELL-BEING
2908	TAUPO DISTRICT COUNCIL	THRIVING AND PROSPEROUS	SATISFACTION WITH AVAILABILITY OF EMPLOYMENT OPPORTUNITIES	LEVEL OF EMPLOYMENT AND BUSINESSES	ECONOMIC WELL-BEING
2909	TAUPO DISTRICT COUNCIL	THRIVING AND PROSPEROUS	SATISFACTION THAT JOB MAKES GOOD USE OF SKILLS, TRAINING AND EXPERIENCE	LEVEL OF EMPLOYMENT AND BUSINESSES	ECONOMIC WELL-BEING

Appendix A: List of Community Well-beings Outcomes and Measures by Councils

S.NO.	COUNCIL	OUTCOME	MEASURES	MEASURES BROAD GROUP	WELL-BEINGS
2910	TAUPO DISTRICT COUNCIL	THRIVING AND PROSPEROUS	UNEMPLOYMENT RATE	UNEMPLOYMENT	ECONOMIC WELL-BEING
2911	TAUPO DISTRICT COUNCIL	THRIVING AND PROSPEROUS	UNEMPLOYMENT RATE OF MAORI RESIDENTS	UNEMPLOYMENT	ECONOMIC WELL-BEING
2912	TAUPO DISTRICT COUNCIL	THRIVING AND PROSPEROUS	REGISTERED UNEMPLOYED	UNEMPLOYMENT	ECONOMIC WELL-BEING
2913	TAUPO DISTRICT COUNCIL	THRIVING AND PROSPEROUS	REGISTERED UNEMPLOYED - YOUNG PEOPLE	UNEMPLOYMENT	ECONOMIC WELL-BEING
2914	TAUPO DISTRICT COUNCIL	THRIVING AND PROSPEROUS	PERCENTAGE OF YOUNG PEOPLE AGED 15-19 NOT IN SCHOOL, WORK OR TRAINING	NEET: NOT IN EMPLOYMENT, EDUCATION OR TRAINING	ECONOMIC WELL-BEING
2915	TAUPO DISTRICT COUNCIL	THRIVING AND PROSPEROUS	REGISTERED UNEMPLOYED - LONG-TERM	UNEMPLOYMENT	ECONOMIC WELL-BEING
2916	TAUPO DISTRICT COUNCIL	THRIVING AND PROSPEROUS	NUMBER OF BUSINESSES BY INDUSTRY	NUMBER OF BUSINESSES	ECONOMIC WELL-BEING
2917	TAUPO DISTRICT COUNCIL	THRIVING AND PROSPEROUS	GROSS REGIONAL PRODUCT	GROSS DOMESTIC PRODUCT (GDP)	ECONOMIC WELL-BEING
2918	TAUPO DISTRICT COUNCIL	THRIVING AND PROSPEROUS	ECONOMIC GROWTH INDEX	GROSS DOMESTIC PRODUCT (GDP)	ECONOMIC WELL-BEING
2919	TAUPO DISTRICT COUNCIL	THRIVING AND PROSPEROUS	EMPLOYMENT SKILLS SHORTAGES	LEVEL OF EMPLOYMENT AND BUSINESSES	ECONOMIC WELL-BEING
2920	TAUPO DISTRICT COUNCIL	THRIVING AND PROSPEROUS	BUSINESS CONFIDENCE	BUSINESS CONFIDENCE	ECONOMIC WELL-BEING
2921	TAUPO DISTRICT COUNCIL	THRIVING AND PROSPEROUS	RETAIL VACANCIES	CBD: CITY CENTRE	SOCIAL WELL-BEING
2922	TAUPO DISTRICT COUNCIL	THRIVING AND PROSPEROUS	MAORI BUSINESSES	NUMBER OF BUSINESSES	ECONOMIC WELL-BEING
2923	TAUPO DISTRICT COUNCIL	THRIVING AND PROSPEROUS	PARTICIPATION IN EARLY CHILDHOOD EDUCATION	EARLY CHILDHOOD EDUCATION	SOCIAL WELL-BEING
2924	TAUPO DISTRICT COUNCIL	THRIVING AND PROSPEROUS	SCHOOL LEAVERS WITH NO FORMAL QUALIFICATION	QUALIFICATION/SCHOOL	SOCIAL WELL-BEING
2925	TAUPO DISTRICT COUNCIL	THRIVING AND PROSPEROUS	SCHOOL LEAVERS WITH QUALIFICATIONS HIGHER THAN NCEA LEVEL 1	QUALIFICATION/SCHOOL	SOCIAL WELL-BEING
2926	TAUPO DISTRICT COUNCIL	THRIVING AND PROSPEROUS	EDUCATIONAL ATTAINMENT OF THE ADULT POPULATION	QUALIFICATION/SCHOOL	SOCIAL WELL-BEING
2927	TAUPO DISTRICT COUNCIL	THRIVING AND PROSPEROUS	NUMBER OF MODERN APPRENTICESHIPS AND INDUSTRY TRAINING CURRENTLY IN PROGRESS	APPRENTICESHIPS FOR YOUNG PEOPLE	ECONOMIC WELL-BEING
2928	TAUPO DISTRICT COUNCIL	THRIVING AND PROSPEROUS	NUMBERS OF YOUNG PEOPLE IN GATEWAY PROGRAMME AND OTHER YOUTH TRANSITION COURSES	YOUTH	SOCIAL WELL-BEING
2929	TAUPO DISTRICT COUNCIL	THRIVING AND PROSPEROUS	SATISFACTION WITH INFRASTRUCTURE AND ESSENTIAL SERVICES	COUNCIL FACILITIES	SOCIAL WELL-BEING
2930	TAUPO DISTRICT COUNCIL	THRIVING AND PROSPEROUS	SATISFACTION WITH PROXIMITY TO WORK, STUDY AND RECREATION	RECREATIONAL FACILITIES	SOCIAL WELL-BEING
2931	TAUPO DISTRICT COUNCIL	THRIVING AND PROSPEROUS	SATISFACTION WITH PERFORMANCE OF COUNCIL STAFF	COUNCIL OPERATIONS	ECONOMIC WELL-BEING
2932	TAUPO DISTRICT COUNCIL	THRIVING AND PROSPEROUS	TELECOMMUNICATIONS CONNECTION	PHONE/MOBILE/INTERNET	ECONOMIC WELL-BEING
2933	TAUPO DISTRICT COUNCIL	THRIVING AND PROSPEROUS	CONFIDENCE IN COUNCIL DECISION-MAKING	DECISION MAKING/CONSULTATION	SOCIAL WELL-BEING
2934	TAUPO DISTRICT COUNCIL	THRIVING AND PROSPEROUS	SATISFACTION WITH COUNCIL'S LONG-TERM DIRECTION	COUNCIL OPERATIONS	ECONOMIC WELL-BEING
2935	TAUPO DISTRICT COUNCIL	THRIVING AND PROSPEROUS	SATISFACTION WITH MAYOR AND COUNCILLORS PERFORMANCE	ELECTED MEMBERS	SOCIAL WELL-BEING
2936	TAUPO DISTRICT COUNCIL	THRIVING AND PROSPEROUS	SATISFACTION WITH COUNCIL SERVICES AND FACILITIES	COUNCIL FACILITIES	SOCIAL WELL-BEING
2937	TAUPO DISTRICT COUNCIL	THRIVING AND PROSPEROUS	SATISFACTION WITH LAND TRANSPORT NETWORK	TRANSPORT	ECONOMIC WELL-BEING
2938	TAUPO DISTRICT COUNCIL	THRIVING AND PROSPEROUS	SATISFACTION WITH FLOOD PROTECTION SYSTEMS	NATURAL DISASTER/RESILIENCE	ENVIRONMENTAL WELL-BEING
2939	TAUPO DISTRICT COUNCIL	THRIVING AND PROSPEROUS	SATISFACTION WITH AVAILABILITY OF PRIMARY SCHOOLS	QUALIFICATION/SCHOOL	SOCIAL WELL-BEING
2940	TAUPO DISTRICT COUNCIL	THRIVING AND PROSPEROUS	SATISFACTION WITH AVAILABILITY OF SECONDARY SCHOOLS	QUALIFICATION/SCHOOL	SOCIAL WELL-BEING
2941	TAUPO DISTRICT COUNCIL	THRIVING AND PROSPEROUS	SATISFACTION WITH AVAILABILITY OF COMMUNITY OR TERTIARY EDUCATION	TERTIARY QUALIFICATION	SOCIAL WELL-BEING
2942	TAUPO DISTRICT COUNCIL	THRIVING AND PROSPEROUS	STAND-DOWNS AND SUSPENSIONS	QUALIFICATION/SCHOOL	SOCIAL WELL-BEING
2943	TAUPO DISTRICT COUNCIL	THRIVING AND PROSPEROUS	TRUANCY RATE	QUALIFICATION/SCHOOL	SOCIAL WELL-BEING
2944	TAUPO DISTRICT COUNCIL	THRIVING AND PROSPEROUS	EARLY SCHOOL LEAVERS	QUALIFICATION/SCHOOL	SOCIAL WELL-BEING
2945	TAUPO DISTRICT COUNCIL	VIBRANT AND DIVERSE	NUMBER OF MAORI SPEAKERS (IN TOTAL AND MAORI POPULATION)	POPULATION/ETHNICITY/DEMOGRAPHICS	DEMOGRAPHICS

Appendix A: List of Community Well-beings Outcomes and Measures by Councils

S.NO.	COUNCIL	OUTCOME	MEASURES	MEASURES BROAD GROUP	WELL-BEINGS
2946	TAUPO DISTRICT COUNCIL	VIBRANT AND DIVERSE	LAKE TAUPO MUSEUM AND ART GALLERY VISITOR NUMBERS	TOURISM	ECONOMIC WELL-BEING
2947	TAUPO DISTRICT COUNCIL	VIBRANT AND DIVERSE	SATISFACTION THAT THE COMMUNITY DOES A GOOD JOB OF PROMOTING LOCAL HISTORY	HERITAGE/HISTORIC	CULTURAL WELL-BEING
2948	TAUPO DISTRICT COUNCIL	VIBRANT AND DIVERSE	NUMBER OF BUILDINGS AND PLACES LISTED ON HISTORIC PLACES TRUST REGISTER	HERITAGE/HISTORIC	CULTURAL WELL-BEING
2949	TAUPO DISTRICT COUNCIL	VIBRANT AND DIVERSE	TICKETEK SALES TO SHOWS AT THE GREAT LAKE CENTRE	ARTS/CULTURE/MUSEUM/EVENTS	CULTURAL WELL-BEING
2950	TAUPO DISTRICT COUNCIL	VIBRANT AND DIVERSE	SATISFACTION WITH CULTURAL FACILITIES AND OPPORTUNITIES	ARTS/CULTURE/MUSEUM/EVENTS	CULTURAL WELL-BEING
2951	TAUPO DISTRICT COUNCIL	VIBRANT AND DIVERSE	ATTENDANCE AT ARTS EVENTS	ARTS/CULTURE/MUSEUM/EVENTS	CULTURAL WELL-BEING
2952	TAUPO DISTRICT COUNCIL	VIBRANT AND DIVERSE	USAGE OF COUNCIL CULTURAL FACILITIES (DISTRICT LIBRARIES, GREAT LAKE CENTRE, TAUPO EVENTS CENTRE, TAUPO MUSEUM AND ART GALLERY)	ARTS/CULTURE/MUSEUM/EVENTS	CULTURAL WELL-BEING
2953	TAUPO DISTRICT COUNCIL	VIBRANT AND DIVERSE	EVENTS PLANNED BY, FOR AND WITH YOUNG PEOPLE (DESCRIPTIVE)	YOUTH	SOCIAL WELL-BEING
2954	TAUPO DISTRICT COUNCIL	VIBRANT AND DIVERSE	YOUTH ACTIVITIES AND FACILITIES (STOCK TAKE -- DESCRIPTIVE)	YOUTH	SOCIAL WELL-BEING
2955	TAURANGA CITY COUNCIL	EASY AND SAFE TO MOVE AROUND	LEVELS OF ROAD ACCIDENTS	ROAD ACCIDENTS/INJURIES	ECONOMIC WELL-BEING
2956	TAURANGA CITY COUNCIL	EASY AND SAFE TO MOVE AROUND	TRAFFIC VOLUMES AND CONGESTION LEVELS	TRANSPORT	ECONOMIC WELL-BEING
2957	TAURANGA CITY COUNCIL	EASY AND SAFE TO MOVE AROUND	USE OF PUBLIC TRANSPORT	TRANSPORT	ECONOMIC WELL-BEING
2958	TAURANGA CITY COUNCIL	EASY AND SAFE TO MOVE AROUND	SAFETY, CONVENIENCE AND AFFORDABILITY OF PUBLIC TRANSPORT	TRANSPORT	ECONOMIC WELL-BEING
2959	TAURANGA CITY COUNCIL	EASY AND SAFE TO MOVE AROUND	WAYS WE GET TO WORK	POPULATION/ETHNICITY/DEMOGRAPHICS	DEMOGRAPHICS
2960	TAURANGA CITY COUNCIL	EASY AND SAFE TO MOVE AROUND	NUMBER OF CHILDREN BIKING AND WALKING TO SCHOOL	CHILD SAFETY & DEVELOPMENT	SOCIAL WELL-BEING
2961	TAURANGA CITY COUNCIL	EASY AND SAFE TO MOVE AROUND	NUMBER OF PEOPLE WALKING AND CYCLING ON KEY ROUTES	FOOTPATH/WALKING/CYCLING	ECONOMIC WELL-BEING
2962	TAURANGA CITY COUNCIL	EASY AND SAFE TO MOVE AROUND	EASE OF WALKING AND CYCLING AROUND THE CITY	FOOTPATH/WALKING/CYCLING	ECONOMIC WELL-BEING
2963	TAURANGA CITY COUNCIL	EASY AND SAFE TO MOVE AROUND	AIR POLLUTION LEVELS AT KEY SITES	AIR QUALITY	ENVIRONMENTAL WELL-BEING
2964	TAURANGA CITY COUNCIL	BUILT TO FIT OUR HILLS, HARBOUR AND COAST	STRENGTH OF OUR CITY CENTRE -- AS EVIDENCED BY THINGS SUCH AS PEDESTRIAN COUNTS, NUMBER OF DWELLING UNITS, NUMBER OF EMPLOYEES AND ACTIVITIES BY TYPE OF BUSINESS	CBD: CITY CENTRE	SOCIAL WELL-BEING
2965	TAURANGA CITY COUNCIL	BUILT TO FIT OUR HILLS, HARBOUR AND COAST	HOUSING TYPES AND DENSITY	HOUSE AFFORDABILITY	ECONOMIC WELL-BEING
2966	TAURANGA CITY COUNCIL	BUILT TO FIT OUR HILLS, HARBOUR AND COAST	ACCESSIBILITY OF KEY SERVICES SUCH AS SCHOOLS, RESERVES, PLAYGROUNDS AND LOCAL SHOPS (PERCEPTION AND FACTUAL)	QUALIFICATION/SCHOOL	SOCIAL WELL-BEING
2967	TAURANGA CITY COUNCIL	BUILT TO FIT OUR HILLS, HARBOUR AND COAST	SENSE OF PRIDE IN THE WAY OUR CITY LOOKS AND FEELS	COMMUNITY DEVELOPMENT	SOCIAL WELL-BEING
2968	TAURANGA CITY COUNCIL	BUILT TO FIT OUR HILLS, HARBOUR AND COAST	UNIQUE CHARACTERISTICS OF THE CITY ARE BEING MAINTAINED	CBD: CITY CENTRE	SOCIAL WELL-BEING
2969	TAURANGA CITY COUNCIL	BUILT TO FIT OUR HILLS, HARBOUR AND COAST	PROTECTION OF HISTORIC AND ARCHAEOLOGICAL HERITAGE	HERITAGE/HISTORIC	CULTURAL WELL-BEING
2970	TAURANGA CITY COUNCIL	BUILT TO FIT OUR HILLS, HARBOUR AND COAST	RETENTION OF CHARACTER AND HERITAGE IN OUR CITY CENTRE AND NEIGHBOURHOOD CENTRES	HERITAGE/HISTORIC	CULTURAL WELL-BEING
2971	TAURANGA CITY COUNCIL	BUILT TO FIT OUR HILLS, HARBOUR AND COAST	RELIABILITY OF WATER SUPPLY	RIVER, LAKES, COASTAL AND GROUNDWATER	ENVIRONMENTAL WELL-BEING
2972	TAURANGA CITY COUNCIL	BUILT TO FIT OUR HILLS, HARBOUR AND COAST	HOUSING AFFORDABILITY AND TENURE (OWNING VERSUS RENTING)	HOUSE AFFORDABILITY	ECONOMIC WELL-BEING
2973	TAURANGA CITY COUNCIL	BUILT TO FIT OUR HILLS, HARBOUR AND COAST	VIBRANT AND WELL-USED CITY CENTRE	CBD: CITY CENTRE	SOCIAL WELL-BEING

Appendix A: List of Community Well-beings Outcomes and Measures by Councils

S.NO.	COUNCIL	OUTCOME	MEASURES	MEASURES BROAD GROUP	WELL-BEINGS
2974	TAURANGA CITY COUNCIL	BUILT TO FIT OUR HILLS, HARBOUR AND COAST	RELIABILITY OF ELECTRICITY SUPPLY	ENERGY USAGE	ENVIRONMENTAL WELL-BEING
2975	TAURANGA CITY COUNCIL	CLEAN, GREEN, VALUED ENVIRONMENT	BATHING WATER QUALITY	RIVER, LAKES, COASTAL AND GROUNDWATER	ENVIRONMENTAL WELL-BEING
2976	TAURANGA CITY COUNCIL	CLEAN, GREEN, VALUED ENVIRONMENT	CHANGES IN RECOGNISED SIGNIFICANT NATURAL AREAS, INCLUDING SPECIAL ECOLOGICAL SITES	NATURAL FEATURES	ENVIRONMENTAL WELL-BEING
2977	TAURANGA CITY COUNCIL	CLEAN, GREEN, VALUED ENVIRONMENT	CHANGES IN LAND COVER	PLANNING/BUILDING CONSENTS	ECONOMIC WELL-BEING
2978	TAURANGA CITY COUNCIL	CLEAN, GREEN, VALUED ENVIRONMENT	AVAILABILITY AND USE OF OPEN SPACE	PARKS/RESERVES/OPEN SPACES	ENVIRONMENTAL WELL-BEING
2979	TAURANGA CITY COUNCIL	CLEAN, GREEN, VALUED ENVIRONMENT	ECOLOGICAL HEALTH OF COASTAL AND FRESHWATER ECOSYSTEMS	RIVER, LAKES, COASTAL AND GROUNDWATER	ENVIRONMENTAL WELL-BEING
2980	TAURANGA CITY COUNCIL	CLEAN, GREEN, VALUED ENVIRONMENT	SOIL HEALTH AND STABILITY, INCLUDING STABILITY OF THE FORE DUNES	ENVIRONMENT/ENVIRONMENTAL ATTITUDES	ENVIRONMENTAL WELL-BEING
2981	TAURANGA CITY COUNCIL	CLEAN, GREEN, VALUED ENVIRONMENT	GROUPS ACTIVELY INVOLVED IN ENVIRONMENTAL CARE	ENVIRONMENT/ENVIRONMENTAL ATTITUDES	ENVIRONMENTAL WELL-BEING
2982	TAURANGA CITY COUNCIL	CLEAN, GREEN, VALUED ENVIRONMENT	RISE IN SEA LEVELS	ENVIRONMENT/ENVIRONMENTAL ATTITUDES	ENVIRONMENTAL WELL-BEING
2983	TAURANGA CITY COUNCIL	VIBRANT, HEALTHY AND DIVERSE COMMUNITIES	RANGE OF RECREATION AND LEISURE OPPORTUNITIES	RECREATIONAL FACILITIES	SOCIAL WELL-BEING
2984	TAURANGA CITY COUNCIL	VIBRANT, HEALTHY AND DIVERSE COMMUNITIES	EXISTENCE OF A CULTURALLY RICH AND DIVERSE ARTS SCENE	ARTS/CULTURE/MUSEUM/EVENTS	CULTURAL WELL-BEING
2985	TAURANGA CITY COUNCIL	VIBRANT, HEALTHY AND DIVERSE COMMUNITIES	NUMBER OF EVENTS AND ATTENDANCE AT THEM	ARTS/CULTURE/MUSEUM/EVENTS	CULTURAL WELL-BEING
2986	TAURANGA CITY COUNCIL	VIBRANT, HEALTHY AND DIVERSE COMMUNITIES	LEVEL OF PARTNERSHIP BETWEEN MAORI AND LOCAL	ELECTED MEMBERS	SOCIAL WELL-BEING
2987	TAURANGA CITY COUNCIL	VIBRANT, HEALTHY AND DIVERSE COMMUNITIES	LIFE EXPECTANCY	LIFE EXPECTANCY	DEMOGRAPHICS
2988	TAURANGA CITY COUNCIL	VIBRANT, HEALTHY AND DIVERSE COMMUNITIES	HOW HEALTHY WE ARE J	HEALTH/HEALTH SERVICES	SOCIAL WELL-BEING
2989	TAURANGA CITY COUNCIL	VIBRANT, HEALTHY AND DIVERSE COMMUNITIES	LEVEL OF CRIME	CRIME/SAFETY	SOCIAL WELL-BEING
2990	TAURANGA CITY COUNCIL	VIBRANT, HEALTHY AND DIVERSE COMMUNITIES	HOW SAFE PEOPLE FEEL	CRIME/SAFETY	SOCIAL WELL-BEING
2991	TAURANGA CITY COUNCIL	VIBRANT, HEALTHY AND DIVERSE COMMUNITIES	FREQUENCY OF MODERATE PHYSICAL ACTIVITY	PHYSICAL ACTIVITY	SOCIAL WELL-BEING
2992	TAURANGA CITY COUNCIL	VIBRANT, HEALTHY AND DIVERSE COMMUNITIES	INVOLVEMENT IN COMMUNITY GROUPS AND VOLUNTARY WORK	COMMUNITY DEVELOPMENT	SOCIAL WELL-BEING
2993	TAURANGA CITY COUNCIL	VIBRANT, HEALTHY AND DIVERSE COMMUNITIES	LEVEL OF SUPPORT IN YOUR NEIGHBOURHOOD	SOCIAL CONNECTION	SOCIAL WELL-BEING
2994	TAURANGA CITY COUNCIL	VIBRANT, HEALTHY AND DIVERSE COMMUNITIES	IMPACT OF DIVERSITY IN THE COMMUNITY	COMMUNITY DEVELOPMENT	SOCIAL WELL-BEING
2995	TAURANGA CITY COUNCIL	VIBRANT, HEALTHY AND DIVERSE COMMUNITIES	RESPECT FOR MAORI CULTURE	ARTS/CULTURE/MUSEUM/EVENTS	CULTURAL WELL-BEING
2996	TAURANGA CITY COUNCIL	ACTIVELY INVOLVED PEOPLE	PARTICIPATION IN VOTING	ELECTIONS/VOTER TURNOUT	SOCIAL WELL-BEING
2997	TAURANGA CITY COUNCIL	ACTIVELY INVOLVED PEOPLE	OPENNESS OF LOCAL GOVERNMENT MEETINGS	DECISION MAKING/CONSULTATION	SOCIAL WELL-BEING
2998	TAURANGA CITY COUNCIL	ACTIVELY INVOLVED PEOPLE	LEADERS IMPROVING THE WAY THEY WORK TOGETHER	COMMUNITY DEVELOPMENT	SOCIAL WELL-BEING
2999	TAURANGA CITY COUNCIL	ACTIVELY INVOLVED PEOPLE	UNDERSTANDING OF COUNCIL DECISION-MAKING	DECISION MAKING/CONSULTATION	SOCIAL WELL-BEING

Appendix A: List of Community Well-beings Outcomes and Measures by Councils

S.NO.	COUNCIL	OUTCOME	MEASURES	MEASURES BROAD GROUP	WELL-BEINGS
3000	TAURANGA CITY COUNCIL	ACTIVELY INVOLVED PEOPLE	RECOGNITION OF KEY LEADERS	COMMUNITY DEVELOPMENT	SOCIAL WELL-BEING
3001	TAURANGA CITY COUNCIL	ACTIVELY INVOLVED PEOPLE	FORUMS OR PROGRAMMES TO DEVELOP LEADERS	COMMUNITY DEVELOPMENT	SOCIAL WELL-BEING
3002	TAURANGA CITY COUNCIL	ACTIVELY INVOLVED PEOPLE	INFLUENCE PEOPLE FEEL THEY HAVE IN THEIR COMMUNITY	SOCIAL CONNECTION	SOCIAL WELL-BEING
3003	TAURANGA CITY COUNCIL	STRONG SUSTAINABLE ECONOMY	LEVEL OF LOW INCOME HOUSEHOLDS	INCOME	ECONOMIC WELL-BEING
3004	TAURANGA CITY COUNCIL	STRONG SUSTAINABLE ECONOMY	LEVEL OF SKILLS IN THE WORKFORCE	LEVEL OF EMPLOYMENT AND BUSINESSES	ECONOMIC WELL-BEING
3005	TAURANGA CITY COUNCIL	STRONG SUSTAINABLE ECONOMY	AVERAGE HOUSEHOLD INCOME	INCOME	ECONOMIC WELL-BEING
3006	TAURANGA CITY COUNCIL	STRONG SUSTAINABLE ECONOMY	VALUE OF EXPORTS	EXPORTS	ECONOMIC WELL-BEING
3007	TAURANGA CITY COUNCIL	STRONG SUSTAINABLE ECONOMY	GROSS DOMESTIC PRODUCT PER CAPITA	GROSS DOMESTIC PRODUCT (GDP)	ECONOMIC WELL-BEING
3008	TAURANGA CITY COUNCIL	STRONG SUSTAINABLE ECONOMY	BUSINESS PROFITABILITY	GROSS DOMESTIC PRODUCT (GDP)	ECONOMIC WELL-BEING
3009	TAURANGA CITY COUNCIL	STRONG SUSTAINABLE ECONOMY	BUSINESS CONFIDENCE	BUSINESS CONFIDENCE	ECONOMIC WELL-BEING
3010	TAURANGA CITY COUNCIL	LIVING WELL, WASTING LESS	AMOUNT OF SOLID WASTE DIVERTED FROM LANDFILL THROUGH RECYCLING OR RE-USE	RECYCLING/GREEN WASTE	ENVIRONMENTAL WELL-BEING
3011	TAURANGA CITY COUNCIL	LIVING WELL, WASTING LESS	ORGANIC WASTE AND RECYCLING PROGRAMMES	RECYCLING/GREEN WASTE	ENVIRONMENTAL WELL-BEING
3012	TAURANGA CITY COUNCIL	LIVING WELL, WASTING LESS	HAZARDOUS WASTE COLLECTION	POLLUTION	ENVIRONMENTAL WELL-BEING
3013	TAURANGA CITY COUNCIL	LIVING WELL, WASTING LESS	STATE OF THE ENVIRONMENT	ENVIRONMENT/ENVIRONMENTAL ATTITUDES	ENVIRONMENTAL WELL-BEING
3014	TAURANGA CITY COUNCIL	LIVING WELL, WASTING LESS	WATER CONSUMPTION	RIVER, LAKES, COASTAL AND GROUNDWATER	ENVIRONMENTAL WELL-BEING
3015	TAURANGA CITY COUNCIL	LIVING WELL, WASTING LESS	BUSINESSES PARTICIPATING IN ENVIRONMENTAL INITIATIVES OR PROGRAMMES	BUSINESS CONFIDENCE	ECONOMIC WELL-BEING
3016	TAURANGA CITY COUNCIL	LIVING WELL, WASTING LESS	ENERGY CONSUMPTION	ENERGY USAGE	ENVIRONMENTAL WELL-BEING
3017	TAURANGA CITY COUNCIL	LIVING WELL, WASTING LESS	PRODUCTION OF RENEWABLE ENERGY UNITS	ENERGY USAGE	ENVIRONMENTAL WELL-BEING
3018	TAURANGA CITY COUNCIL	GREAT PLACE TO GROW UP	EVENTS FOR YOUNG PEOPLE	YOUTH	SOCIAL WELL-BEING
3019	TAURANGA CITY COUNCIL	GREAT PLACE TO GROW UP	YOUNG PEOPLES PARTICIPATION IN VOTING	ELECTIONS/VOTER TURNOUT	SOCIAL WELL-BEING
3020	TAURANGA CITY COUNCIL	GREAT PLACE TO GROW UP	LEVELS OF YOUTH CRIME	CRIME/SAFETY	SOCIAL WELL-BEING
3021	TAURANGA CITY COUNCIL	GREAT PLACE TO GROW UP	CHILD SAFETY - HOSPITALISATIONS FOR INTENTIONAL INJURY	CHILD SAFETY & DEVELOPMENT	SOCIAL WELL-BEING
3022	TAURANGA CITY COUNCIL	GREAT PLACE TO GROW UP	COURSE DIVERSITY AT SECONDARY AND TERTIARY LEVELS	TERTIARY QUALIFICATION	SOCIAL WELL-BEING
3023	TAURANGA CITY COUNCIL	GREAT PLACE TO GROW UP	LEVEL OF PARTICIPATION IN TERTIARY EDUCATION	TERTIARY QUALIFICATION	SOCIAL WELL-BEING
3024	TAURANGA CITY COUNCIL	GREAT PLACE TO GROW UP	BUSINESS EDUCATION PARTNERSHIPS THAT PROVIDE MENTORING FOR YOUNG PEOPLE	APPRENTICESHIPS FOR YOUNG PEOPLE	ECONOMIC WELL-BEING
3025	TAURANGA CITY COUNCIL	GREAT PLACE TO GROW UP	YOUTH UNEMPLOYMENT	UNEMPLOYMENT	ECONOMIC WELL-BEING
3026	THAMES COROMANDEL DISTRICT COUNCIL	OUR COMMUNITIES RECOGNISE AND VALUE THE NATURAL ENVIRONMENT	PERCENTAGE OF LAND IN DISTRICT COVERED BY NATIVE BUSH	TRANSPORT	ECONOMIC WELL-BEING
3027	THAMES COROMANDEL DISTRICT COUNCIL	OUR COMMUNITIES RECOGNISE AND VALUE THE NATURAL ENVIRONMENT	PERCENTAGE OF RESIDENTS WHO BELIEVE THAT THE COUNCIL SHOULD ENFORCE ITS RULES AND LAWS TO MAKE SURE THAT THE ENVIRONMENT IS WELL LOOKED AFTER	ENVIRONMENT/ENVIRONMENTAL ATTITUDES	ENVIRONMENTAL WELL-BEING
3028	THAMES COROMANDEL DISTRICT COUNCIL	OUR COMMUNITIES RECOGNISE AND VALUE THE NATURAL ENVIRONMENT	PERCENTAGE OF DISTRICT LAND PROTECTED THROUGH QUEEN ELIZABETH II TRUST (QEII) COVENANTS	ENVIRONMENT/ENVIRONMENTAL ATTITUDES	ENVIRONMENTAL WELL-BEING
3029	THAMES COROMANDEL DISTRICT COUNCIL	OUR COMMUNITIES RECOGNISE AND VALUE THE NATURAL ENVIRONMENT	PERCENTAGE OF RESIDENTS' OPINIONS OF WHETHER OR NOT URBAN SPRAWLSUBDIVISIONS THREATENS THE NATURAL ENVIRONMENT	NATURAL FEATURES	ENVIRONMENTAL WELL-BEING

Appendix A: List of Community Well-beings Outcomes and Measures by Councils

S.NO.	COUNCIL	OUTCOME	MEASURES	MEASURES BROAD GROUP	WELL-BEINGS
3030	THAMES COROMANDEL DISTRICT COUNCIL	OUR COMMUNITIES RECOGNISE AND VALUE THE NATURAL ENVIRONMENT	PERCENTAGE OF RESIDENTS OPINIONS THAT GOVERNMENT RESTRICTIONS ON THE USE OF PRIVATE PROPERTY ARE NECESSARY SO THAT THE ENVIRONMENT WILL NOT BE HARMED	ENVIRONMENT/ENVIRONMENTAL ATTITUDES	ENVIRONMENTAL WELL-BEING
3031	THAMES COROMANDEL DISTRICT COUNCIL	OUR COMMUNITIES RECOGNISE AND VALUE THE NATURAL ENVIRONMENT	PERCENTAGE OF RESIDENTS SATISFIED WITH THE AMOUNT OF PROTECTION GIVEN TO SPECIAL LANDSCAPE FEATURES	NATURAL FEATURES	ENVIRONMENTAL WELL-BEING
3032	THAMES COROMANDEL DISTRICT COUNCIL	OUR COMMUNITIES RECOGNISE AND VALUE THE NATURAL ENVIRONMENT	PERCEPTION OF WHETHER OR NOT ACTIVITIES ARE DAMAGING THE AIR QUALITY IN THE WAIKATO REGION	AIR QUALITY	ENVIRONMENTAL WELL-BEING
3033	THAMES COROMANDEL DISTRICT COUNCIL	OUR COMMUNITIES RECOGNISE AND VALUE THE NATURAL ENVIRONMENT	TOP THREE ACTIVITIES PERCEIVED TO BE DAMAGING AIR QUALITY IN THE THAMES-COROMANDEL DISTRICT	AIR QUALITY	ENVIRONMENTAL WELL-BEING
3034	THAMES COROMANDEL DISTRICT COUNCIL	OUR COMMUNITIES RECOGNISE AND VALUE THE NATURAL ENVIRONMENT	GLOBAL AIR QUALITY (MEASURED VIA THE TOTAL PER YEAR ESTIMATED EMISSIONS OF SIX GREEN HOUSE GASES)	AIR QUALITY	ENVIRONMENTAL WELL-BEING
3035	THAMES COROMANDEL DISTRICT COUNCIL	OUR COMMUNITIES RECOGNISE AND VALUE THE NATURAL ENVIRONMENT	SOIL QUALITY (SOIL EROSION FOR THE THAMES-COROMANDEL DISTRICT)	SOIL QUALITY	ENVIRONMENTAL WELL-BEING
3036	THAMES COROMANDEL DISTRICT COUNCIL	OUR COMMUNITIES RECOGNISE AND VALUE THE NATURAL ENVIRONMENT	REGIONAL GROUND WATER QUALITY (ONLY AVAILABLE AT THE WAIKATO REGION LEVEL)	RIVER, LAKES, COASTAL AND GROUNDWATER	ENVIRONMENTAL WELL-BEING
3037	THAMES COROMANDEL DISTRICT COUNCIL	OUR COMMUNITIES RECOGNISE AND VALUE THE NATURAL ENVIRONMENT	PERCENTAGE SHOWING RESIDENTS' LEVEL OF CONCERN WITH WATER POLLUTION FROM TOWN AREAS IN THE THAMES-COROMANDEL DISTRICT	RIVER, LAKES, COASTAL AND GROUNDWATER	ENVIRONMENTAL WELL-BEING
3038	THAMES COROMANDEL DISTRICT COUNCIL	OUR COMMUNITIES RECOGNISE AND VALUE THE NATURAL ENVIRONMENT	PERCENTAGE SHOWING RESIDENTS' LEVEL OF CONCERN WITH WATER POLLUTION FROM FARMLAND IN THE THAMES-COROMANDEL DISTRICT	RIVER, LAKES, COASTAL AND GROUNDWATER	ENVIRONMENTAL WELL-BEING
3039	THAMES COROMANDEL DISTRICT COUNCIL	OUR COMMUNITIES RECOGNISE AND VALUE THE NATURAL ENVIRONMENT	PERCENTAGE OF RESIDENTS WHO BELIEVE THAT WATER QUALITY IN STREAMS SHOULD BE PROTECTED EVEN IF THAT MEANS BUSINESSES HAVE TO BEAR THE EXPENSE OF MEETING ENVIRONMENTAL STANDARDS	RIVER, LAKES, COASTAL AND GROUNDWATER	ENVIRONMENTAL WELL-BEING
3040	THAMES COROMANDEL DISTRICT COUNCIL	OUR COMMUNITIES RECOGNISE AND VALUE THE NATURAL ENVIRONMENT	PERCENTAGE OF RESIDENTS AGREEING OR DISAGREEING THAT FARMING AGRICULTURAL LAND AT MAXIMUM PRODUCTIVITY IS ACCEPTABLE. EVEN IF IT RESULTS IN POLLUTED WATERWAYS	RIVER, LAKES, COASTAL AND GROUNDWATER	ENVIRONMENTAL WELL-BEING
3041	THAMES COROMANDEL DISTRICT COUNCIL	OUR COMMUNITIES RECOGNISE AND VALUE THE NATURAL ENVIRONMENT	PERCENTAGE OF RESIDENTS SATISFIED WITH THE WAY THE COMMUNITY TREATS 'NATURAL ASSETS' (THESE MIGHT INCLUDE RIVERS STREAMS AND BUSH LAND)	NATURAL FEATURES	ENVIRONMENTAL WELL-BEING
3042	THAMES COROMANDEL DISTRICT COUNCIL	OUR COMMUNITIES RECOGNISE AND VALUE THE NATURAL ENVIRONMENT	PERCENTAGE OF RESIDENTS AGREEING OR DISAGREEING THAT LIVESTOCK SHOULD BE ALLOWED TO ENTER WATERWAYS ON FARMS	RIVER, LAKES, COASTAL AND GROUNDWATER	ENVIRONMENTAL WELL-BEING
3043	THAMES COROMANDEL DISTRICT COUNCIL	OUR COMMUNITIES RECOGNISE AND VALUE THE NATURAL ENVIRONMENT	WAIKATO REGIONAL INITIATIVES IN PLACE TO HELP PROTECT WATERWAYS FROM FARMING POLLUTION	RIVER, LAKES, COASTAL AND GROUNDWATER	ENVIRONMENTAL WELL-BEING
3044	THAMES COROMANDEL DISTRICT COUNCIL	OUR COMMUNITIES RECOGNISE AND VALUE THE NATURAL ENVIRONMENT	PERCENTAGE OF STREAM WATER SAMPLES MEETING STANDARDS AND GUIDELINES FOR SAFE SWIMMING AND ECOLOGICAL HEALTH	RIVER, LAKES, COASTAL AND GROUNDWATER	ENVIRONMENTAL WELL-BEING
3045	THAMES COROMANDEL DISTRICT COUNCIL	OUR COMMUNITIES RECOGNISE AND VALUE THE NATURAL ENVIRONMENT	LEVEL OF SATISFACTION WITH THE QUALITY OF LOCAL RIVERS AND WATERWAYS	RIVER, LAKES, COASTAL AND GROUNDWATER	ENVIRONMENTAL WELL-BEING

Appendix A: List of Community Well-beings Outcomes and Measures by Councils

S.NO.	COUNCIL	OUTCOME	MEASURES	MEASURES BROAD GROUP	WELL-BEINGS
3046	THAMES COROMANDEL DISTRICT COUNCIL	OUR COMMUNITIES RECOGNISE AND VALUE THE NATURAL ENVIRONMENT	PERCENTAGE OF RESIDENTS OF THE OPINION THAT TREATED HUMAN SEWAGE IS A MAJOR CAUSE OF WATERWAY POLLUTION	RIVER, LAKES, COASTAL AND GROUNDWATER	ENVIRONMENTAL WELL-BEING
3047	THAMES COROMANDEL DISTRICT COUNCIL	OUR COMMUNITIES RECOGNISE AND VALUE THE NATURAL ENVIRONMENT	PERCENTAGE OF RESIDENTS OF THE OPINION THAT POLLUTION IN THE REGIONS RIVERS AND STREAMS COMES MAINLY FROM FARMLAND	POLLUTION	ENVIRONMENTAL WELL-BEING
3048	THAMES COROMANDEL DISTRICT COUNCIL	THE NATURAL VALUES OF OUR COAST AND BEACHES ARE RESPECTED AND ENHANCED	PERCENTAGE OF SAMPLES FROM COASTAL BATHING BEACHES THAT MET OR EXCEEDED GUIDELINES FOR EXCELLENT, SATISFACTORY, OR UNSATISFACTORY WATER QUALITY FOR CONTACT RECREATION	RIVER, LAKES, COASTAL AND GROUNDWATER	ENVIRONMENTAL WELL-BEING
3049	THAMES COROMANDEL DISTRICT COUNCIL	THE NATURAL VALUES OF OUR COAST AND BEACHES ARE RESPECTED AND ENHANCED	PERCENTAGE OF CONCERN REGARDING LOSS OF NATURAL CHARACTER OF REGIONS BEACHES THROUGH DEVELOPMENT	NATURAL FEATURES	ENVIRONMENTAL WELL-BEING
3050	THAMES COROMANDEL DISTRICT COUNCIL	THE NATURAL VALUES OF OUR COAST AND BEACHES ARE RESPECTED AND ENHANCED	PERCENTAGE OF RESIDENTS AND RATEPAYERS WHO BELIEVE THAT DUNES AT THE BEACH ARE IMPORTANT	ENVIRONMENT/ENVIRONMENTAL ATTITUDES	ENVIRONMENTAL WELL-BEING
3051	THAMES COROMANDEL DISTRICT COUNCIL	THE NATURAL VALUES OF OUR COAST AND BEACHES ARE RESPECTED AND ENHANCED	PERCENTAGE OF RESIDENTS SATISFIED THAT THE IMPACT FROM DEVELOPMENT ON THE COASTLINE IS ADEQUATELY MANAGED AND MINIMISED	RIVER, LAKES, COASTAL AND GROUNDWATER	ENVIRONMENTAL WELL-BEING
3052	THAMES COROMANDEL DISTRICT COUNCIL	THE NATURAL VALUES OF OUR COAST AND BEACHES ARE RESPECTED AND ENHANCED	PERCENTAGE OF RESIDENTS SATISFIED WITH THE APPRECIATION OF THE NATURAL VALUE OF THE COAST	NATURAL FEATURES	ENVIRONMENTAL WELL-BEING
3053	THAMES COROMANDEL DISTRICT COUNCIL	THE NATURAL VALUES OF OUR COAST AND BEACHES ARE RESPECTED AND ENHANCED	PERCENTAGE OF RESIDENTS AND NON-RESIDENT RATEPAYERS SATISFIED WITH BOAT RAMPS AND LAUNCHING FACILITIES IN THE DISTRICT	COUNCIL FACILITIES	SOCIAL WELL-BEING
3054	THAMES COROMANDEL DISTRICT COUNCIL	THE NATURAL VALUES OF OUR COAST AND BEACHES ARE RESPECTED AND ENHANCED	PERCENTAGE OF RESIDENTS AND RATEPAYERS RATING OF EASY ACCESS TO THE BEACH IN THE DISTRICT	RIVER, LAKES, COASTAL AND GROUNDWATER	ENVIRONMENTAL WELL-BEING
3055	THAMES COROMANDEL DISTRICT COUNCIL	THE NATURAL VALUES OF OUR COAST AND BEACHES ARE RESPECTED AND ENHANCED	PERCENTAGE OF RESIDENTS AND RATEPAYERS VISITING ANY BEACH IN THE DISTRICT	RIVER, LAKES, COASTAL AND GROUNDWATER	ENVIRONMENTAL WELL-BEING
3056	THAMES COROMANDEL DISTRICT COUNCIL	OUR COMMUNITIES ARE HEALTHY, COHESIVE, CARING AND SUPPORTIVE	WAIKATO DISTRICT HEALTH BOARD KEY HEALTH ISSUES IN THE THAMES- COROMANDEL DISTRICT	HEALTH/HEALTH SERVICES	SOCIAL WELL-BEING
3057	THAMES COROMANDEL DISTRICT COUNCIL	OUR COMMUNITIES ARE HEALTHY, COHESIVE, CARING AND SUPPORTIVE	PERCENTAGE OF NEW PROBLEM GAMBLING CLIENTS PER YEAR	CRIME/SAFETY	SOCIAL WELL-BEING
3058	THAMES COROMANDEL DISTRICT COUNCIL	OUR COMMUNITIES ARE HEALTHY, COHESIVE, CARING AND SUPPORTIVE	REGIONAL CRIME RECORDED PER YEAR (ONLY CURRENTLY AVAILABLE AT THE WAIKATO REGION LEVEL)	CRIME/SAFETY	SOCIAL WELL-BEING
3059	THAMES COROMANDEL DISTRICT COUNCIL	OUR COMMUNITIES ARE HEALTHY, COHESIVE, CARING AND SUPPORTIVE	PERCENTAGE OF RESIDENTS SATISFIED WITH THE RANGE OF HEALTH SERVICES PROVIDED IN THE DISTRICT	HEALTH/HEALTH SERVICES	SOCIAL WELL-BEING
3060	THAMES COROMANDEL DISTRICT COUNCIL	OUR COMMUNITIES ARE HEALTHY, COHESIVE, CARING AND SUPPORTIVE	AVOIDABLE MORTALITY RATE	HOSPITALISATIONS	ECONOMIC WELL-BEING
3061	THAMES COROMANDEL DISTRICT COUNCIL	OUR COMMUNITIES ARE HEALTHY, COHESIVE, CARING AND SUPPORTIVE	PERCENTAGE OF RESIDENTS WHO FELT THERE HAD BEEN A TIME IN THE LAST YEAR WHEN THEY WANTED TO GO TO A GP BUT DIDN'T, AND WHY	HEALTH/HEALTH SERVICES	SOCIAL WELL-BEING
3062	THAMES COROMANDEL DISTRICT COUNCIL	OUR COMMUNITIES ARE HEALTHY, COHESIVE, CARING AND SUPPORTIVE	PERCENTAGE OF RESIDENTS SATISFIED WITH THE AMOUNT OF SUPPORT AVAILABLE TO THOSE WITHIN THE COMMUNITY FROM NETWORKS AND AGENCIES	COMMUNITY DEVELOPMENT	SOCIAL WELL-BEING
3063	THAMES COROMANDEL DISTRICT COUNCIL	OUR COMMUNITIES ARE HEALTHY, COHESIVE, CARING AND SUPPORTIVE	NUMBER OF HIGH SCHOOLS IN THE DISTRICT THAT PARTICIPATE IN CAREER EDUCATION PROGRAMMES	QUALIFICATION/SCHOOL	SOCIAL WELL-BEING

Appendix A: List of Community Well-beings Outcomes and Measures by Councils

S.NO.	COUNCIL	OUTCOME	MEASURES	MEASURES BROAD GROUP	WELL-BEINGS
3064	THAMES COROMANDEL DISTRICT COUNCIL	OUR COMMUNITIES ARE HEALTHY, COHESIVE, CARING AND SUPPORTIVE	THE NUMBER OF YOUTH MPS/MAORI YOUTH MPS FOR THE DISTRICT	ELECTED MEMBERS	SOCIAL WELL-BEING
3065	THAMES COROMANDEL DISTRICT COUNCIL	OUR COMMUNITIES ARE HEALTHY, COHESIVE, CARING AND SUPPORTIVE	NUMBER OF SPORTS CLUBS IN THE DISTRICT	SPORTS	SOCIAL WELL-BEING
3066	THAMES COROMANDEL DISTRICT COUNCIL	OUR COMMUNITIES ARE HEALTHY, COHESIVE, CARING AND SUPPORTIVE	DISTRICT VOTER TURNOUT AT GENERAL AND LOCAL ELECTIONS AS A PERCENTAGE OF POPULATION AND ENROLLED VOTERS	ELECTIONS/VOTER TURNOUT	SOCIAL WELL-BEING
3067	THAMES COROMANDEL DISTRICT COUNCIL	OUR COMMUNITIES ARE HEALTHY, COHESIVE, CARING AND SUPPORTIVE	PERCENTAGE OF RESIDENTS THAT BELIEVE THEY HAVE GOOD WORK/LIFE BALANCE	WORK LIFE BALANCE	SOCIAL WELL-BEING
3068	THAMES COROMANDEL DISTRICT COUNCIL	OUR COMMUNITIES ARE HEALTHY, COHESIVE, CARING AND SUPPORTIVE	HOW OFTEN RESIDENTS EXERCISE FOR 30 MINUTES OR MORE	PHYSICAL ACTIVITY	SOCIAL WELL-BEING
3069	THAMES COROMANDEL DISTRICT COUNCIL	OUR COMMUNITIES ARE HEALTHY, COHESIVE, CARING AND SUPPORTIVE	PERCENTAGE OF RESIDENTS LEAVING SCHOOL WITH NO FORMAL QUALIFICATION	QUALIFICATION/SCHOOL	SOCIAL WELL-BEING
3070	THAMES COROMANDEL DISTRICT COUNCIL	OUR COMMUNITIES ARE HEALTHY, COHESIVE, CARING AND SUPPORTIVE	PERCENTAGE OF RESIDENTS AND NON-RESIDENT RATEPAYERS SATISFIED WITH THE SUFFICIENCY OF INFORMATION SUPPLIED BY THE COUNCIL	DECISION MAKING/CONSULTATION	SOCIAL WELL-BEING
3071	THAMES COROMANDEL DISTRICT COUNCIL	OUR COMMUNITIES ARE HEALTHY, COHESIVE, CARING AND SUPPORTIVE	AVERAGE RENT IN THE DISTRICT AS A PROPORTION OF AVERAGE INCOME	HOUSE AFFORDABILITY	ECONOMIC WELL-BEING
3072	THAMES COROMANDEL DISTRICT COUNCIL	OUR COMMUNITIES ARE HEALTHY, COHESIVE, CARING AND SUPPORTIVE	PERCENTAGE OF HOUSEHOLDS IN OWNER OCCUPIED PRIVATE DWELLINGS	POPULATION/ETHNICITY/DEMOGRAPHICS	DEMOGRAPHICS
3073	THAMES COROMANDEL DISTRICT COUNCIL	OUR COMMUNITIES ARE HEALTHY, COHESIVE, CARING AND SUPPORTIVE	LOWER QUARTILE HOUSE PRICE IN EACH SETTLEMENT AS A PROPORTION OF LOWER QUARTILE INCOME	INCOME	ECONOMIC WELL-BEING
3074	THAMES COROMANDEL DISTRICT COUNCIL	OUR COMMUNITIES ARE HEALTHY, COHESIVE, CARING AND SUPPORTIVE	PERCENTAGE OF SATISFACTION WITH THE LEVEL OF VOLUNTEER SUPPORT WITHIN PENINSULA COMMUNITIES FROM FRIENDS, FAMILY, NEIGHBOURS	VOLUNTEER/UNPAID WORK	SOCIAL WELL-BEING
3075	THAMES COROMANDEL DISTRICT COUNCIL	OUR COMMUNITIES ARE HEALTHY, COHESIVE, CARING AND SUPPORTIVE	NUMBER OF NOMINATIONS FOR COUNCIL COMMUNITY SERVICE AWARDS	COMMUNITY DEVELOPMENT	SOCIAL WELL-BEING
3076	THAMES COROMANDEL DISTRICT COUNCIL	OUR COMMUNITIES ARE HEALTHY, COHESIVE, CARING AND SUPPORTIVE	NUMBER AND TYPE OF CRIMINAL OFFENCES REPORTED TO POLICE IN THE WAIKATO REGION PER YEAR (ONLY AVAILABLE AT A REGIONAL LEVEL)	CRIME/SAFETY	SOCIAL WELL-BEING
3077	THAMES COROMANDEL DISTRICT COUNCIL	OUR COMMUNITIES ARE HEALTHY, COHESIVE, CARING AND SUPPORTIVE	NUMBER OF COMPLAINTS RECEIVED BY COUNCIL ABOUT DOGS	COUNCIL OPERATIONS	SOCIAL WELL-BEING
3078	THAMES COROMANDEL DISTRICT COUNCIL	OUR COMMUNITIES ARE HEALTHY, COHESIVE, CARING AND SUPPORTIVE	PERCENTAGE OF PERCEIVED LEVELS OF SAFETY IN EACH INDIVIDUAL COMMUNITY DAY AND NIGHT	CRIME/SAFETY	SOCIAL WELL-BEING
3079	THAMES COROMANDEL DISTRICT COUNCIL	THE DIVERSITY AND CHARACTER OF OUR COMMUNITIES AND THE UNIQUENESS OF THE PENINSULA IS A VALUED PART OF OUR LIFESTYLE	PERCENTAGE OF RESIDENTS WHO HAVE HAD INVOLVEMENT IN A PUBLIC MEETING/ACTION IN THE LAST YEAR	DECISION MAKING/CONSULTATION	SOCIAL WELL-BEING
3080	THAMES COROMANDEL DISTRICT COUNCIL	THE DIVERSITY AND CHARACTER OF OUR COMMUNITIES AND THE UNIQUENESS OF THE PENINSULA IS A VALUED PART OF OUR LIFESTYLE	PERCENTAGE OF RESIDENTS THAT ARE CONFIDENT IN THE DECISIONS THAT THAMES-COROMANDEL DISTRICT COUNCIL AND ENVIRONMENT WAIKATO MAKE FOR THE DISTRICT	ENVIRONMENT/ENVIRONMENTAL ATTITUDES	ENVIRONMENTAL WELL-BEING
3081	THAMES COROMANDEL DISTRICT COUNCIL	THE DIVERSITY AND CHARACTER OF OUR COMMUNITIES AND THE UNIQUENESS OF THE PENINSULA IS A VALUED PART OF OUR LIFESTYLE	PERCENTAGE OF RESIDENTS AND NON-RESIDENT RATEPAYERS SATISFIED WITH THE IMAGE OF THE CLOSEST TOWN CENTRE	CBD: CITY CENTRE	SOCIAL WELL-BEING
3082	THAMES COROMANDEL DISTRICT COUNCIL	THE DIVERSITY AND CHARACTER OF OUR COMMUNITIES AND THE UNIQUENESS OF THE PENINSULA IS A VALUED PART OF OUR LIFESTYLE	PERCENTAGE OF RESIDENTS THAT FEEL A SENSE OF PRIDE IN THE WAY THE DISTRICT LOOKS AND FEELS	COMMUNITY DEVELOPMENT	SOCIAL WELL-BEING

Appendix A: List of Community Well-beings Outcomes and Measures by Councils

S.NO.	COUNCIL	OUTCOME	MEASURES	MEASURES BROAD GROUP	WELL-BEINGS
3083	THAMES COROMANDEL DISTRICT COUNCIL	THE DIVERSITY AND CHARACTER OF OUR COMMUNITIES AND THE UNIQUENESS OF THE PENINSULA IS A VALUED PART OF OUR LIFESTYLE	PERCENTAGE WHO FEEL THAT THEIR COMMUNITY VALUES THE UNIQUENESS OF THE PENINSULA	COMMUNITY DEVELOPMENT	SOCIAL WELL-BEING
3084	THAMES COROMANDEL DISTRICT COUNCIL	THE DIVERSITY AND CHARACTER OF OUR COMMUNITIES AND THE UNIQUENESS OF THE PENINSULA IS A VALUED PART OF OUR LIFESTYLE	RESIDENTS LEVEL OF HAPPINESS WITH THEIR OVERALL QUALITY OF LIFE	QUALITY OF LIFE	SOCIAL WELL-BEING
3085	THAMES COROMANDEL DISTRICT COUNCIL	THE DIVERSITY AND CHARACTER OF OUR COMMUNITIES AND THE UNIQUENESS OF THE PENINSULA IS A VALUED PART OF OUR LIFESTYLE	PERCENTAGE OF RESIDENTS SATISFIED WITH THE UNIQUE OR SPECIAL CHARACTER OF THE PENINSULA'S TOWNS	CBD: CITY CENTRE	SOCIAL WELL-BEING
3086	THAMES COROMANDEL DISTRICT COUNCIL	THE DIVERSITY AND CHARACTER OF OUR COMMUNITIES AND THE UNIQUENESS OF THE PENINSULA IS A VALUED PART OF OUR LIFESTYLE	PERCENTAGE OF RESIDENTS WHO BELIEVE THAT THEIR COMMUNITY IS A PLACE WHERE YOUNG PEOPLE CAN IMAGINE BUILDING A LIFE	YOUTH	SOCIAL WELL-BEING
3087	THAMES COROMANDEL DISTRICT COUNCIL	THE DIVERSITY AND CHARACTER OF OUR COMMUNITIES AND THE UNIQUENESS OF THE PENINSULA IS A VALUED PART OF OUR LIFESTYLE	PERCENTAGE OF SATISFACTION WITH CULTURAL FACILITIES AND OPPORTUNITIES WITHIN THE DISTRICT	ARTS/CULTURE/MUSEUM/EVENTS	CULTURAL WELL-BEING
3088	THAMES COROMANDEL DISTRICT COUNCIL	THE DIVERSITY AND CHARACTER OF OUR COMMUNITIES AND THE UNIQUENESS OF THE PENINSULA IS A VALUED PART OF OUR LIFESTYLE	NUMBER OF BOOK ISSUES PER YEAR AT DISTRICT LIBRARIES	LIBRARY	SOCIAL WELL-BEING
3089	THAMES COROMANDEL DISTRICT COUNCIL	THE DIVERSITY AND CHARACTER OF OUR COMMUNITIES AND THE UNIQUENESS OF THE PENINSULA IS A VALUED PART OF OUR LIFESTYLE	PERCENTAGE OF RESIDENTS AND NON-RESIDENT RATEPAYERS PERSONAL SATISFACTION WITH DISTRICT PUBLIC LIBRARIES	LIBRARY	SOCIAL WELL-BEING
3090	THAMES COROMANDEL DISTRICT COUNCIL	THE DIVERSITY AND CHARACTER OF OUR COMMUNITIES AND THE UNIQUENESS OF THE PENINSULA IS A VALUED PART OF OUR LIFESTYLE	PERCENTAGE OF SATISFACTION WITH PROXIMITY TO CULTURAL FACILITIES	ARTS/CULTURE/MUSEUM/EVENTS	CULTURAL WELL-BEING
3091	THAMES COROMANDEL DISTRICT COUNCIL	THE DIVERSITY AND CHARACTER OF OUR COMMUNITIES AND THE UNIQUENESS OF THE PENINSULA IS A VALUED PART OF OUR LIFESTYLE	PERCENTAGE OF RESIDENTS THAT AGREE OR DISAGREE THAT THE CULTURAL FACILITIES AND EVENTS IN THEIR COMMUNITY ADEQUATELY REPRESENT THE CULTURAL DIVERSITY OF THE DISTRICT	ARTS/CULTURE/MUSEUM/EVENTS	CULTURAL WELL-BEING
3092	THAMES COROMANDEL DISTRICT COUNCIL	THE DIVERSITY AND CHARACTER OF OUR COMMUNITIES AND THE UNIQUENESS OF THE PENINSULA IS A VALUED PART OF OUR LIFESTYLE	PERCENTAGE OF RESIDENTS WHO BELIEVE OTHERS WITHIN THEIR COMMUNITY ARE KNOWLEDGEABLE AND SHOW RESPECT FOR THE DIVERSE CULTURES OF DISTRICT RESIDENTS	ARTS/CULTURE/MUSEUM/EVENTS	CULTURAL WELL-BEING
3093	THAMES COROMANDEL DISTRICT COUNCIL	THE PENINSULAS LONG AND RICH HISTORY IS VALUED AND PRESERVED	NUMBER OF HERITAGE BUILDINGS AND HERITAGE SITES LISTED ON THE HISTORIC PLACES TRUST REGISTER AND IN THE THAMES-COROMANDEL DISTRICT COUNCIL DISTRICT PLAN	HERITAGE/HISTORIC	CULTURAL WELL-BEING
3094	THAMES COROMANDEL DISTRICT COUNCIL	THE PENINSULAS LONG AND RICH HISTORY IS VALUED AND PRESERVED	PERCENTAGE OF RESIDENTS WHO FEEL THERE IS ENOUGH PROTECTION GIVEN TO DISTRICT SIGNIFICANT NATURAL SITES	NATURAL FEATURES	ENVIRONMENTAL WELL-BEING
3095	THAMES COROMANDEL DISTRICT COUNCIL	THE PENINSULAS LONG AND RICH HISTORY IS VALUED AND PRESERVED	NUMBER OF DISTRICT ORGANISATIONS/INDIVIDUALS THAT ARE MEMBERS OF THE 'HERITAGE HAURAKI/COROMANDEL GROUP'	HERITAGE/HISTORIC	CULTURAL WELL-BEING

Appendix A: List of Community Well-beings Outcomes and Measures by Councils

S.NO.	COUNCIL	OUTCOME	MEASURES	MEASURES BROAD GROUP	WELL-BEINGS
3096	THAMES COROMANDEL DISTRICT COUNCIL	THE PENINSULAS LONG AND RICH HISTORY IS VALUED AND PRESERVED	PERCENTAGE OF RESIDENTS WHO BELIEVE THAT THE DISTRICT DOES A GOOD JOB OF PROTECTING AND VALUING THE HISTORY OF THE AREA	HERITAGE/HISTORIC	CULTURAL WELL-BEING
3097	THAMES COROMANDEL DISTRICT COUNCIL	OUR LOCAL ECONOMIES REFLECT THE SPIRIT OF THE PENINSULA	NUMBER AND TYPES OF BUSINESSES IN THE DISTRICT	NUMBER OF BUSINESSES	ECONOMIC WELL-BEING
3098	THAMES COROMANDEL DISTRICT COUNCIL	OUR LOCAL ECONOMIES REFLECT THE SPIRIT OF THE PENINSULA	NUMBER OF EMPLOYEES IN DIFFERENT INDUSTRIES WITHIN THE DISTRICT	LEVEL OF EMPLOYMENT AND BUSINESSES	ECONOMIC WELL-BEING
3099	THAMES COROMANDEL DISTRICT COUNCIL	OUR LOCAL ECONOMIES REFLECT THE SPIRIT OF THE PENINSULA	CAPACITY AND OCCUPANCY OF VISITOR ACCOMMODATION WITHIN THE DISTRICT	TOURISM	ECONOMIC WELL-BEING
3100	THAMES COROMANDEL DISTRICT COUNCIL	OUR LOCAL ECONOMIES REFLECT THE SPIRIT OF THE PENINSULA	THE DISTRICT UNEMPLOYMENT RATE	UNEMPLOYMENT	ECONOMIC WELL-BEING
3101	THAMES COROMANDEL DISTRICT COUNCIL	OUR LOCAL ECONOMIES REFLECT THE SPIRIT OF THE PENINSULA	NUMBER OF VISITORS TO THE DISTRICT PER YEAR	TOURISM	ECONOMIC WELL-BEING
3102	THAMES COROMANDEL DISTRICT COUNCIL	OUR LOCAL ECONOMIES REFLECT THE SPIRIT OF THE PENINSULA	PERCENTAGE OF RESIDENTS WHO BELIEVE THAT ENVIRONMENTAL PROTECTION AND ECONOMIC GROWTH GO HAND-IN-HAND	ENVIRONMENT/ENVIRONMENTAL ATTITUDES	ENVIRONMENTAL WELL-BEING
3103	THAMES COROMANDEL DISTRICT COUNCIL	OUR LOCAL ECONOMIES REFLECT THE SPIRIT OF THE PENINSULA	PERCENTAGE OF RESIDENTS WHO BELIEVE THAT BUSINESSES SHOULD BE OBLIGED TO TREAT THE ENVIRONMENT WELL	ENVIRONMENT/ENVIRONMENTAL ATTITUDES	ENVIRONMENTAL WELL-BEING
3104	THAMES COROMANDEL DISTRICT COUNCIL	OUR LOCAL ECONOMIES REFLECT THE SPIRIT OF THE PENINSULA	NUMBER OF BUSINESSES IN THE DISTRICT THAT HAVE GREEN GLOBE ACCREDITATION	NUMBER OF BUSINESSES	ECONOMIC WELL-BEING
3105	THAMES COROMANDEL DISTRICT COUNCIL	OUR LOCAL ECONOMIES REFLECT THE SPIRIT OF THE PENINSULA	NUMBER OF EVENTS IN THE DISTRICT ORGANISED BY TOURISM COROMANDEL ANNUALLY	TOURISM	ECONOMIC WELL-BEING
3106	THAMES COROMANDEL DISTRICT COUNCIL	THE NEEDS OF BOTH LOCAL AND VISITOR COMMUNITIES ARE MET THROUGH SOUND PLANNING, AHEAD OF GROWTH AND DEVELOPMENT	NUMBER OF LOCAL COMMUNITY PLANS	COMMUNITY DEVELOPMENT	SOCIAL WELL-BEING
3107	THAMES COROMANDEL DISTRICT COUNCIL	THE NEEDS OF BOTH LOCAL AND VISITOR COMMUNITIES ARE MET THROUGH SOUND PLANNING, AHEAD OF GROWTH AND DEVELOPMENT	PERCENTAGE OF RESIDENTS AND NON-RESIDENT RATEPAYERS SATISFIED WITH THAMES-COROMANDEL DISTRICT COUNCIL CONSULTATION AND COMMUNITY INVOLVEMENT	COMMUNITY DEVELOPMENT	SOCIAL WELL-BEING
3108	THAMES COROMANDEL DISTRICT COUNCIL	THE NEEDS OF BOTH LOCAL AND VISITOR COMMUNITIES ARE MET THROUGH SOUND PLANNING, AHEAD OF GROWTH AND DEVELOPMENT	NUMBER OF SUBMISSIONS RECEIVED TO KEY COUNCIL COMMUNITY/PLANNING DOCUMENTS (I.E. THAMESCOROMANDEL DISTRICT COUNCIL TEN YEAR PLAN 2009-19)	COMMUNITY DEVELOPMENT	SOCIAL WELL-BEING
3109	THAMES COROMANDEL DISTRICT COUNCIL	THE NEEDS OF BOTH LOCAL AND VISITOR COMMUNITIES ARE MET THROUGH SOUND PLANNING, AHEAD OF GROWTH AND DEVELOPMENT	PERCENTAGE OF RESIDENTS SATISFIED WITH THEIR PROXIMITY TO SCHOOLS AND EDUCATIONAL FACILITIES THROUGHOUT THE DISTRICT	QUALIFICATION/SCHOOL	SOCIAL WELL-BEING
3110	THAMES COROMANDEL DISTRICT COUNCIL	THE NEEDS OF BOTH LOCAL AND VISITOR COMMUNITIES ARE MET THROUGH SOUND PLANNING, AHEAD OF GROWTH AND DEVELOPMENT	PERCENTAGE OF RESIDENTS SATISFIED WITH ACCESSIBILITY OF HEALTH SERVICES THROUGHOUT THE DISTRICT	HEALTH/HEALTH SERVICES	SOCIAL WELL-BEING
3111	THAMES COROMANDEL DISTRICT COUNCIL	THE NEEDS OF BOTH LOCAL AND VISITOR COMMUNITIES ARE MET THROUGH SOUND PLANNING, AHEAD OF GROWTH AND DEVELOPMENT	PERCENTAGE OF RESIDENTS SATISFIED WITH THE AVAILABILITY OF SCHOOLS (PRIMARY AND SECONDARY) THROUGHOUT THE DISTRICT	QUALIFICATION/SCHOOL	SOCIAL WELL-BEING
3112	THAMES COROMANDEL DISTRICT COUNCIL	THE NEEDS OF BOTH LOCAL AND VISITOR COMMUNITIES ARE MET THROUGH SOUND PLANNING, AHEAD OF GROWTH AND DEVELOPMENT	NUMBER OF DOCTORS PER HEAD OF DISTRICT POPULATION	HEALTH/HEALTH SERVICES	SOCIAL WELL-BEING

Appendix A: List of Community Well-beings Outcomes and Measures by Councils

S.NO.	COUNCIL	OUTCOME	MEASURES	MEASURES BROAD GROUP	WELL-BEINGS
3113	THAMES COROMANDEL DISTRICT COUNCIL	THE NEEDS OF BOTH LOCAL AND VISITOR COMMUNITIES ARE MET THROUGH SOUND PLANNING, AHEAD OF GROWTH AND DEVELOPMENT	NUMBER OF DISTRICT HOUSEHOLDS THAT CAN ACCESS HIGH SPEED TELEPHONE AND INTERNET SERVICES	PHONE/MOBILE/INTERNET	ECONOMIC WELL-BEING
3114	THAMES COROMANDEL DISTRICT COUNCIL	THE NEEDS OF BOTH LOCAL AND VISITOR COMMUNITIES ARE MET THROUGH SOUND PLANNING, AHEAD OF GROWTH AND DEVELOPMENT	NUMBER OF STATE HIGHWAY ROAD CLOSURES THROUGHOUT THE DISTRICT PER YEAR	ROAD ACCIDENTS/INJURIES	ECONOMIC WELL-BEING
3115	THAMES COROMANDEL DISTRICT COUNCIL	THE NEEDS OF BOTH LOCAL AND VISITOR COMMUNITIES ARE MET THROUGH SOUND PLANNING, AHEAD OF GROWTH AND DEVELOPMENT	TOTAL NUMBER OF FATAL ROAD TRAFFIC CRASHES THROUGHOUT THE DISTRICT PER YEAR	ROAD ACCIDENTS/INJURIES	ECONOMIC WELL-BEING
3116	THAMES COROMANDEL DISTRICT COUNCIL	THE NEEDS OF BOTH LOCAL AND VISITOR COMMUNITIES ARE MET THROUGH SOUND PLANNING, AHEAD OF GROWTH AND DEVELOPMENT	PERCENTAGE OF RESIDENTS AND NON-RESIDENT RATEPAYERS SATISFIED WITH DISTRICT FOOTPATHS	FOOTPATH/WALKING/CYCLING	ECONOMIC WELL-BEING
3117	THAMES COROMANDEL DISTRICT COUNCIL	THE NEEDS OF BOTH LOCAL AND VISITOR COMMUNITIES ARE MET THROUGH SOUND PLANNING, AHEAD OF GROWTH AND DEVELOPMENT	PERCENTAGE OF RESIDENTS AND NONRESIDENT RATEPAYERS SATISFIED WITH ROADS IN THE DISTRICT	TRANSPORT	ECONOMIC WELL-BEING
3118	THAMES COROMANDEL DISTRICT COUNCIL	THE NEEDS OF BOTH LOCAL AND VISITOR COMMUNITIES ARE MET THROUGH SOUND PLANNING, AHEAD OF GROWTH AND DEVELOPMENT	TOTAL NUMBER OF ROAD TRAFFIC CRASHES RESULTING IN INJURY WITHIN THE DISTRICT PER YEAR	ROAD ACCIDENTS/INJURIES	ECONOMIC WELL-BEING
3119	THAMES COROMANDEL DISTRICT COUNCIL	THE NEEDS OF BOTH LOCAL AND VISITOR COMMUNITIES ARE MET THROUGH SOUND PLANNING, AHEAD OF GROWTH AND DEVELOPMENT	NUMBER OF RETICULATION SHUTDOWNS THROUGHOUT THE DISTRICT PER YEAR RESULTING IN LOSS OF SUPPLY WITH REGARD TO CONTRACTUAL TIMEFRAME TARGETS	SEWERAGE/WASTEWATER	ENVIRONMENTAL WELL-BEING
3120	THAMES COROMANDEL DISTRICT COUNCIL	THE NEEDS OF BOTH LOCAL AND VISITOR COMMUNITIES ARE MET THROUGH SOUND PLANNING, AHEAD OF GROWTH AND DEVELOPMENT	PERCENTAGE OF HYDRANTS MEETING NEW ZEALAND FIRE SERVICE CODE OF PRACTICE	NATURAL DISASTER/RESILIENCE	ENVIRONMENTAL WELL-BEING
3121	THAMES COROMANDEL DISTRICT COUNCIL	THE NEEDS OF BOTH LOCAL AND VISITOR COMMUNITIES ARE MET THROUGH SOUND PLANNING, AHEAD OF GROWTH AND DEVELOPMENT	NUMBER OF WASTEWATER BLOCKAGES PER 1000 DISTRICT HOUSEHOLD CONNECTIONS	SEWERAGE/WASTEWATER	ENVIRONMENTAL WELL-BEING
3122	THAMES COROMANDEL DISTRICT COUNCIL	THE NEEDS OF BOTH LOCAL AND VISITOR COMMUNITIES ARE MET THROUGH SOUND PLANNING, AHEAD OF GROWTH AND DEVELOPMENT	PERCENTAGE OF RESIDENTS AND NON-RESIDENT RATEPAYERS SATISFIED WITH DISTRICT STORMWATER SERVICES, WATER SUPPLY, PUBLIC TOILETS	RIVER, LAKES, COASTAL AND GROUNDWATER	ENVIRONMENTAL WELL-BEING
3123	THAMES COROMANDEL DISTRICT COUNCIL	THE NEEDS OF BOTH LOCAL AND VISITOR COMMUNITIES ARE MET THROUGH SOUND PLANNING, AHEAD OF GROWTH AND DEVELOPMENT	PERCENTAGE OF RESIDENTS AND NON-RESIDENT RATEPAYERS SATISFIED WITH DISTRICT SEWERAGE SYSTEMS	SEWERAGE/WASTEWATER	ENVIRONMENTAL WELL-BEING
3124	THAMES COROMANDEL DISTRICT COUNCIL	THE NEEDS OF BOTH LOCAL AND VISITOR COMMUNITIES ARE MET THROUGH SOUND PLANNING, AHEAD OF GROWTH AND DEVELOPMENT	PERCENTAGE OF WASTEWATER RESOURCE CONSENTS BREACHED IN THE DISTRICT PER YEAR	SEWERAGE/WASTEWATER	ENVIRONMENTAL WELL-BEING

Appendix A: List of Community Well-beings Outcomes and Measures by Councils

S.NO.	COUNCIL	OUTCOME	MEASURES	MEASURES BROAD GROUP	WELL-BEINGS
3125	THAMES COROMANDEL DISTRICT COUNCIL	THE NEEDS OF BOTH LOCAL AND VISITOR COMMUNITIES ARE MET THROUGH SOUND PLANNING, AHEAD OF GROWTH AND DEVELOPMENT	AVERAGE KGS OF WASTE TO LANDFILL PER YEAR PER DISTRICT HOUSEHOLD	WASTE TO LANDFILL	ENVIRONMENTAL WELL-BEING
3126	THAMES COROMANDEL DISTRICT COUNCIL	THE NEEDS OF BOTH LOCAL AND VISITOR COMMUNITIES ARE MET THROUGH SOUND PLANNING, AHEAD OF GROWTH AND DEVELOPMENT	TOP FIVE ACTIONS RESIDENTS HAVE TAKEN TO PROTECT THE ENVIRONMENT (WITH THE PERCENTAGES OF RESIDENTS TAKING THOSE ACTIONS)	ENVIRONMENT/ENVIRONMENTAL ATTITUDES	ENVIRONMENTAL WELL-BEING
3127	THAMES COROMANDEL DISTRICT COUNCIL	THE NEEDS OF BOTH LOCAL AND VISITOR COMMUNITIES ARE MET THROUGH SOUND PLANNING, AHEAD OF GROWTH AND DEVELOPMENT	PERCENTAGE OF RESIDENTS AND NON-RESIDENT RATEPAYERS SATISFIED WITH CURRENT RUBBISH COLLECTION THROUGHOUT THE DISTRICT	HOUSE AFFORDABILITY	ECONOMIC WELL-BEING
3128	THAMES COROMANDEL DISTRICT COUNCIL	THE NEEDS OF BOTH LOCAL AND VISITOR COMMUNITIES ARE MET THROUGH SOUND PLANNING, AHEAD OF GROWTH AND DEVELOPMENT	NUMBER OF PEOPLE USING COROMANDEL DEPARTMENT OF CONSERVATION CAMPING GROUNDS	COUNCIL FACILITIES	SOCIAL WELL-BEING
3129	THAMES COROMANDEL DISTRICT COUNCIL	THE NEEDS OF BOTH LOCAL AND VISITOR COMMUNITIES ARE MET THROUGH SOUND PLANNING, AHEAD OF GROWTH AND DEVELOPMENT	PERCENTAGE OF RESIDENTS AND NON-RESIDENT RATEPAYERS SATISFIED WITH DISTRICT PARKS AND RESERVES	PARKS/RESERVES/OPEN SPACES	ENVIRONMENTAL WELL-BEING
3130	THAMES COROMANDEL DISTRICT COUNCIL	THE NEEDS OF BOTH LOCAL AND VISITOR COMMUNITIES ARE MET THROUGH SOUND PLANNING, AHEAD OF GROWTH AND DEVELOPMENT	PERCENTAGE OF RESIDENTS SATISFIED WITH RECREATIONAL FACILITIES AND OPPORTUNITIES IN DISTRICT SETTLEMENTS	RECREATIONAL FACILITIES	SOCIAL WELL-BEING
3131	THAMES COROMANDEL DISTRICT COUNCIL	THE NEEDS OF BOTH LOCAL AND VISITOR COMMUNITIES ARE MET THROUGH SOUND PLANNING, AHEAD OF GROWTH AND DEVELOPMENT	PERCENTAGE OF RESIDENTS SATISFIED WITH THEIR PROXIMITY TO RECREATIONAL FACILITIES THROUGHOUT THE DISTRICT	RECREATIONAL FACILITIES	SOCIAL WELL-BEING
3132	THAMES COROMANDEL DISTRICT COUNCIL	THE NEEDS OF BOTH LOCAL AND VISITOR COMMUNITIES ARE MET THROUGH SOUND PLANNING, AHEAD OF GROWTH AND DEVELOPMENT	NUMBER OF FLOOD MANAGEMENT PLANS IN PLACE FOR THE DISTRICT	NATURAL DISASTER/RESILIENCE	ENVIRONMENTAL WELL-BEING
3133	THAMES COROMANDEL DISTRICT COUNCIL	THE NEEDS OF BOTH LOCAL AND VISITOR COMMUNITIES ARE MET THROUGH SOUND PLANNING, AHEAD OF GROWTH AND DEVELOPMENT	PERCENTAGE OF DISTRICT HOUSEHOLDS PREPARED FOR A CIVIL DEFENCE EMERGENCY (SURVIVAL KIT AND PLAN)	NATURAL DISASTER/RESILIENCE	ENVIRONMENTAL WELL-BEING
3134	THAMES COROMANDEL DISTRICT COUNCIL	THE NEEDS OF BOTH LOCAL AND VISITOR COMMUNITIES ARE MET THROUGH SOUND PLANNING, AHEAD OF GROWTH AND DEVELOPMENT	NUMBER OF CIVIL DEFENCE AWARENESS CAMPAIGNS PER YEAR	NATURAL DISASTER/RESILIENCE	ENVIRONMENTAL WELL-BEING
3135	TIMARU DISTRICT COUNCIL	QUALITY INFRASTRUCTURE THAT MEETS COMMUNITY NEEDS	%SATISFIED WITH ROADING, WATER SUPPLY, STORMWATER AND WASTEWATER SERVICES	SEWERAGE/WASTEWATER	ENVIRONMENTAL WELL-BEING
3136	TIMARU DISTRICT COUNCIL	QUALITY INFRASTRUCTURE THAT MEETS COMMUNITY NEEDS	SATISFIED WITH ELECTRICITY AND TELECOMMUNICATION SERVICES	ENERGY USAGE	ENVIRONMENTAL WELL-BEING
3137	TIMARU DISTRICT COUNCIL	QUALITY INFRASTRUCTURE THAT MEETS COMMUNITY NEEDS	NUMBER OF UNPLANNED INTERRUPTIONS	ENERGY USAGE	ENVIRONMENTAL WELL-BEING
3138	TIMARU DISTRICT COUNCIL	QUALITY INFRASTRUCTURE THAT MEETS COMMUNITY NEEDS	RATINGS OF DISTRICT WATER SUPPLIES	RIVER, LAKES, COASTAL AND GROUNDWATER	ENVIRONMENTAL WELL-BEING

Appendix A: List of Community Well-beings Outcomes and Measures by Councils

S.NO.	COUNCIL	OUTCOME	MEASURES	MEASURES BROAD GROUP	WELL-BEINGS
3139	TIMARU DISTRICT COUNCIL	QUALITY INFRASTRUCTURE THAT MEETS COMMUNITY NEEDS	LENGTH OF SEALED AND UNSEALED ROADING NETWORK	TRANSPORT	ECONOMIC WELL-BEING
3140	TIMARU DISTRICT COUNCIL	QUALITY INFRASTRUCTURE THAT MEETS COMMUNITY NEEDS	% URBAN AREAS WITH A SEALED FOOTPATH (ON AT LEAST ONE SIDE OF THE ROAD)	FOOTPATH/WALKING/CYCLING	ECONOMIC WELL-BEING
3141	TIMARU DISTRICT COUNCIL	QUALITY INFRASTRUCTURE THAT MEETS COMMUNITY NEEDS	INCREASE IN CYCLEWAY LENGTH	FOOTPATH/WALKING/CYCLING	ECONOMIC WELL-BEING
3142	TIMARU DISTRICT COUNCIL	QUALITY INFRASTRUCTURE THAT MEETS COMMUNITY NEEDS	TRAVEL JOURNEY TIMES ON KEY TIMARU ROUTES	TRANSPORT	ECONOMIC WELL-BEING
3143	TIMARU DISTRICT COUNCIL	QUALITY INFRASTRUCTURE THAT MEETS COMMUNITY NEEDS	PUBLIC TRANSPORT PASSENGER TRIPS AND RATING OF VALUE FOR MONEY AND LEVEL OF SERVICE	TRANSPORT	ECONOMIC WELL-BEING
3144	TIMARU DISTRICT COUNCIL	STRONG, PROSPEROUS AND INNOVATIVE ECONOMY	CHANGES IN EMPLOYMENT / UNEMPLOYMENT RATES	UNEMPLOYMENT	ECONOMIC WELL-BEING
3145	TIMARU DISTRICT COUNCIL	STRONG, PROSPEROUS AND INNOVATIVE ECONOMY	PROPORTION OF WORKING AGE POPULATION IN PART OR FULL TIME EMPLOYMENT	LEVEL OF EMPLOYMENT AND BUSINESSES	ECONOMIC WELL-BEING
3146	TIMARU DISTRICT COUNCIL	STRONG, PROSPEROUS AND INNOVATIVE ECONOMY	EMPLOYEE COUNT BY BUSINESS TYPE / EMPLOYEE COUNT BY INDUSTRY	LEVEL OF EMPLOYMENT AND BUSINESSES	ECONOMIC WELL-BEING
3147	TIMARU DISTRICT COUNCIL	STRONG, PROSPEROUS AND INNOVATIVE ECONOMY	NUMBER OF FULL TIME EQUIVALENTS BY BUSINESS TYPE	LEVEL OF EMPLOYMENT AND BUSINESSES	ECONOMIC WELL-BEING
3148	TIMARU DISTRICT COUNCIL	STRONG, PROSPEROUS AND INNOVATIVE ECONOMY	NUMBER OF NEW BUSINESSES	NUMBER OF BUSINESSES	ECONOMIC WELL-BEING
3149	TIMARU DISTRICT COUNCIL	STRONG, PROSPEROUS AND INNOVATIVE ECONOMY	CHANGE IN RETAIL TRADE FIGURES	ECONOMIC ACTIVITY	ECONOMIC WELL-BEING
3150	TIMARU DISTRICT COUNCIL	STRONG, PROSPEROUS AND INNOVATIVE ECONOMY	RATING OF TIMARU DISTRICT AS A PLACE TO DO BUSINESS	BUSINESS CONFIDENCE	ECONOMIC WELL-BEING
3151	TIMARU DISTRICT COUNCIL	STRONG, PROSPEROUS AND INNOVATIVE ECONOMY	NUMBER OF NEW DWELLINGS	PLANNING/BUILDING CONSENTS	ECONOMIC WELL-BEING
3152	TIMARU DISTRICT COUNCIL	STRONG, PROSPEROUS AND INNOVATIVE ECONOMY	VALUE OF BUILDING WORK	PLANNING/BUILDING CONSENTS	ECONOMIC WELL-BEING
3153	TIMARU DISTRICT COUNCIL	STRONG, PROSPEROUS AND INNOVATIVE ECONOMY	VALUE OF THE CONSUMER PRICE INDEX OVER TIME	GROSS DOMESTIC PRODUCT (GDP)	ECONOMIC WELL-BEING
3154	TIMARU DISTRICT COUNCIL	STRONG, PROSPEROUS AND INNOVATIVE ECONOMY	CHANGE IN GDP FIGURES	GROSS DOMESTIC PRODUCT (GDP)	ECONOMIC WELL-BEING
3155	TIMARU DISTRICT COUNCIL	STRONG, PROSPEROUS AND INNOVATIVE ECONOMY	REGIONAL ECONOMIC GROWTH INDEX	ECONOMIC ACTIVITY	ECONOMIC WELL-BEING
3156	TIMARU DISTRICT COUNCIL	STRONG, PROSPEROUS AND INNOVATIVE ECONOMY	CHANGE IN MEDIAN DAYS TO SELL HOUSE	HOUSE AFFORDABILITY	ECONOMIC WELL-BEING
3157	TIMARU DISTRICT COUNCIL	STRONG, PROSPEROUS AND INNOVATIVE ECONOMY	NEW MOTOR VEHICLE REGISTRATIONS	ECONOMIC ACTIVITY	ECONOMIC WELL-BEING
3158	TIMARU DISTRICT COUNCIL	STRONG, PROSPEROUS AND INNOVATIVE ECONOMY	EXPORT TONNAGES FROM TIMARU PORT	EXPORTS	ECONOMIC WELL-BEING
3159	TIMARU DISTRICT COUNCIL	STRONG, PROSPEROUS AND INNOVATIVE ECONOMY	CHANGE IN USUALLY RESIDENT POPULATION / POPULATION AND ESTIMATED POPULATION BY AREA UNIT	POPULATION/ETHNICITY/DEMOGRAPHICS	DEMOGRAPHICS
3160	TIMARU DISTRICT COUNCIL	STRONG, PROSPEROUS AND INNOVATIVE ECONOMY	NET MIGRATION	POPULATION/ETHNICITY/DEMOGRAPHICS	DEMOGRAPHICS
3161	TIMARU DISTRICT COUNCIL	STRONG, PROSPEROUS AND INNOVATIVE ECONOMY	CHANGE IN AFFORDABILITY INDEX	HOUSE AFFORDABILITY	ECONOMIC WELL-BEING
3162	TIMARU DISTRICT COUNCIL	STRONG, PROSPEROUS AND INNOVATIVE ECONOMY	CHANGES IN HOME OWNERSHIP	HOME OWNERSHIP	DEMOGRAPHICS

Appendix A: List of Community Well-beings Outcomes and Measures by Councils

S.NO.	COUNCIL	OUTCOME	MEASURES	MEASURES BROAD GROUP	WELL-BEINGS
3163	TIMARU DISTRICT COUNCIL	STRONG, PROSPEROUS AND INNOVATIVE ECONOMY	CHANGE IN HOUSEHOLD, FAMILY AND PERSONAL INCOME LEVELS	INCOME	ECONOMIC WELL-BEING
3164	TIMARU DISTRICT COUNCIL	STRONG, PROSPEROUS AND INNOVATIVE ECONOMY	HOUSEHOLDS IN UPPER AND LOWER INCOME QUINTILES	INCOME	ECONOMIC WELL-BEING
3165	TIMARU DISTRICT COUNCIL	STRONG, PROSPEROUS AND INNOVATIVE ECONOMY	PROPORTION OF POPULATION WITH ANNUAL INCOME UNDER \$20,000 BY AREA UNIT	INCOME	ECONOMIC WELL-BEING
3166	TIMARU DISTRICT COUNCIL	STRONG, PROSPEROUS AND INNOVATIVE ECONOMY	CHANGES IN MEDIAN RENT LEVELS	HOUSE AFFORDABILITY	ECONOMIC WELL-BEING
3167	TIMARU DISTRICT COUNCIL	STRONG, PROSPEROUS AND INNOVATIVE ECONOMY	CHANGES IN AVERAGE AND MEDIAN HOUSE PRICES	HOUSE AFFORDABILITY	ECONOMIC WELL-BEING
3168	TIMARU DISTRICT COUNCIL	HEALTHY, EDUCATED AND PROUD PEOPLE	ACCESS TO GPS / DENTISTS PER 1000 POPULATION	HEALTH/HEALTH SERVICES	SOCIAL WELL-BEING
3169	TIMARU DISTRICT COUNCIL	HEALTHY, EDUCATED AND PROUD PEOPLE	SATISFACTION WITH HEALTH SERVICES IN TIMARU DISTRICT	HEALTH/HEALTH SERVICES	SOCIAL WELL-BEING
3170	TIMARU DISTRICT COUNCIL	HEALTHY, EDUCATED AND PROUD PEOPLE	HIGHEST QUALIFICATION GAINED - 15 YEARS AND OVER BY AGE AND ETHNICITY	POPULATION/ETHNICITY/DEMOGRAPHICS	DEMOGRAPHICS
3171	TIMARU DISTRICT COUNCIL	HEALTHY, EDUCATED AND PROUD PEOPLE	SCHOOL LEAVERS WITH NO QUALIFICATIONS	QUALIFICATION/SCHOOL	SOCIAL WELL-BEING
3172	TIMARU DISTRICT COUNCIL	HEALTHY, EDUCATED AND PROUD PEOPLE	CHANGES IN SCHOOL DECILE RANKINGS / CHANGES IN TIMARU DISTRICT SCHOOL ROLL NUMBERS	QUALIFICATION/SCHOOL	SOCIAL WELL-BEING
3173	TIMARU DISTRICT COUNCIL	HEALTHY, EDUCATED AND PROUD PEOPLE	CHANGES IN TRUANCY RATES	QUALIFICATION/SCHOOL	SOCIAL WELL-BEING
3174	TIMARU DISTRICT COUNCIL	HEALTHY, EDUCATED AND PROUD PEOPLE	CHANGE IN EARLY CHILDHOOD PARTICIPATION RATES AND PROJECTED NUMBERS	EARLY CHILDHOOD EDUCATION	SOCIAL WELL-BEING
3175	TIMARU DISTRICT COUNCIL	HEALTHY, EDUCATED AND PROUD PEOPLE	% SATISFACTION WITH EDUCATION SERVICES IN TIMARU DISTRICT	QUALIFICATION/SCHOOL	SOCIAL WELL-BEING
3176	TIMARU DISTRICT COUNCIL	HEALTHY, EDUCATED AND PROUD PEOPLE	%PARTICIPATION IN SPORT AND RECREATIONAL PURSUITS \$SPARC, SPORT SOUTH CANTERBURY - OCCASIONAL	SPORTS	SOCIAL WELL-BEING
3177	TIMARU DISTRICT COUNCIL	HEALTHY, EDUCATED AND PROUD PEOPLE	RATING OF COMMUNITY SPIRIT IN TIMARU DISTRICT	SOCIAL CONNECTION	SOCIAL WELL-BEING
3178	TIMARU DISTRICT COUNCIL	HEALTHY, EDUCATED AND PROUD PEOPLE	SATISFACTION WITH RECREATIONAL FACILITIES	RECREATIONAL FACILITIES	SOCIAL WELL-BEING
3179	TIMARU DISTRICT COUNCIL	HEALTHY, EDUCATED AND PROUD PEOPLE	CHANGES IN MORTALITY RATES AND MAIN CAUSES OF MORTALITY BY AGE, ETHNICITY	POPULATION/ETHNICITY/DEMOGRAPHICS	DEMOGRAPHICS
3180	TIMARU DISTRICT COUNCIL	HEALTHY, EDUCATED AND PROUD PEOPLE	CHANGES IN INCIDENCE OF KEY DISEASES (E.G. TYPE DIABETES)	HEALTH/HEALTH SERVICES	SOCIAL WELL-BEING
3181	TIMARU DISTRICT COUNCIL	HEALTHY, EDUCATED AND PROUD PEOPLE	CHANGES IN TEENAGE PREGNANCIES	YOUTH	SOCIAL WELL-BEING
3182	TIMARU DISTRICT COUNCIL	HEALTHY, EDUCATED AND PROUD PEOPLE	CHANGES IN SUICIDE RATES AND AGE GROUPS COMMITTING SUICIDE	SUICIDE/MENTAL HEALTH	SOCIAL WELL-BEING
3183	TIMARU DISTRICT COUNCIL	HEALTHY, EDUCATED AND PROUD PEOPLE	CHANGE IN BIRTH AND DEATH RATES	POPULATION/ETHNICITY/DEMOGRAPHICS	DEMOGRAPHICS
3184	TIMARU DISTRICT COUNCIL	HEALTHY, EDUCATED AND PROUD PEOPLE	CHANGE IN LIFE EXPECTANCY BY GENDER, ETHNICITY	LIFE EXPECTANCY	DEMOGRAPHICS
3185	TIMARU DISTRICT COUNCIL	HEALTHY, EDUCATED AND PROUD PEOPLE	NUMBER OF WORK RELATED INJURY CLAIMS AND MAJOR CATEGORIES OF INJURY	ACC CLAIMS	ECONOMIC WELL-BEING
3186	TIMARU DISTRICT COUNCIL	HEALTHY, EDUCATED AND PROUD PEOPLE	NUMBERS AND ADDITIONS OF HERITAGE BUILDINGS, STRUCTURES AND SITES IN THE DISTRICT (NZHPT AND TIMARU DISTRICT PLAN)	HERITAGE/HISTORIC	CULTURAL WELL-BEING

Appendix A: List of Community Well-beings Outcomes and Measures by Councils

S.NO.	COUNCIL	OUTCOME	MEASURES	MEASURES BROAD GROUP	WELL-BEINGS
3187	TIMARU DISTRICT COUNCIL	HEALTHY, VALUED AND ACCESSIBLE ENVIRONMENT	AIR QUALITY AT SELECTED SITES -- NUMBER OF DAYS WITH PM10 CONCENTRATIONS OF 50+ IN KEY TOWNSHIPS	AIR QUALITY	ENVIRONMENTAL WELL-BEING
3188	TIMARU DISTRICT COUNCIL	HEALTHY, VALUED AND ACCESSIBLE ENVIRONMENT	OVERALL AVERAGE REDUCTION IN PM10 CONCENTRATIONS IN SELECTED AREAS ON AN ANNUAL BASIS	AIR QUALITY	ENVIRONMENTAL WELL-BEING
3189	TIMARU DISTRICT COUNCIL	HEALTHY, VALUED AND ACCESSIBLE ENVIRONMENT	NUMBER OF SPECIES NATIVE TO TIMARU DISTRICT/ SOUTH CANTERBURY ON DOCS LIST OF THREATENED SPECIES DEPARTMENT OF CONSERVATION - OCCASIONAL	ENVIRONMENT/ENVIRONMENTAL ATTITUDES	ENVIRONMENTAL WELL-BEING
3190	TIMARU DISTRICT COUNCIL	HEALTHY, VALUED AND ACCESSIBLE ENVIRONMENT	COASTAL WATER QUALITY AT VARIOUS SITES	RIVER, LAKES, COASTAL AND GROUNDWATER	ENVIRONMENTAL WELL-BEING
3191	TIMARU DISTRICT COUNCIL	HEALTHY, VALUED AND ACCESSIBLE ENVIRONMENT	RATING OF ACCESSIBILITY TO THE DISTRICTS NATURAL ENVIRONMENT	NATURAL FEATURES	ENVIRONMENTAL WELL-BEING
3192	TIMARU DISTRICT COUNCIL	HEALTHY, VALUED AND ACCESSIBLE ENVIRONMENT	INCIDENCE OF PLANT AND ANIMAL PESTS	PEST CONTROL	ENVIRONMENTAL WELL-BEING
3193	TIMARU DISTRICT COUNCIL	HEALTHY, VALUED AND ACCESSIBLE ENVIRONMENT	NATURE AND EXTENT OF LAND USE CHANGE	PLANNING/BUILDING CONSENTS	ECONOMIC WELL-BEING
3194	TIMARU DISTRICT COUNCIL	HEALTHY, VALUED AND ACCESSIBLE ENVIRONMENT	HECTARES OF BUSH REMNANTS IN THE DISTRICT	PARKS/RESERVES/OPEN SPACES	ENVIRONMENTAL WELL-BEING
3195	TIMARU DISTRICT COUNCIL	HEALTHY, VALUED AND ACCESSIBLE ENVIRONMENT	WASTE DIVERTED FROM LANDFILL TIMARU DISTRICT COUNCIL - ANNUAL	RECYCLING/GREEN WASTE	ENVIRONMENTAL WELL-BEING
3196	TIMARU DISTRICT COUNCIL	HEALTHY, VALUED AND ACCESSIBLE ENVIRONMENT	TOTAL KWH ENERGY USED BY TIMARU DISTRICT RESIDENTS EECA, ENERGY COMPANIES, ECAN -- ANNUAL	ENERGY USAGE	ENVIRONMENTAL WELL-BEING
3197	TIMARU DISTRICT COUNCIL	HEALTHY, VALUED AND ACCESSIBLE ENVIRONMENT	AREA OF MAJOR FARMING/HORTICULTURE LAND USE CLASSES -- TIMARU DISTRICT	AGRICULTURE/DAIRY	ECONOMIC WELL-BEING
3198	TIMARU DISTRICT COUNCIL	HEALTHY, VALUED AND ACCESSIBLE ENVIRONMENT	SOIL QUALITY AND EROSION INFORMATION IN THE TIMARU DISTRICT	SOIL QUALITY	ENVIRONMENTAL WELL-BEING
3199	TIMARU DISTRICT COUNCIL	HEALTHY, VALUED AND ACCESSIBLE ENVIRONMENT	TRENDS IN PLANT OR ANIMAL PEST ISSUES IN THE TIMARU DISTRICT ENVIRONMENT CANTERBURY - ANNUAL	PEST CONTROL	ENVIRONMENTAL WELL-BEING
3200	TIMARU DISTRICT COUNCIL	ATTRACTIVE AND DESIRABLE DISTRICT	CHANGES IN GUEST NIGHTS AND VISITOR SPEND STATISTICS NEW ZEALAND - MONTHLY	TOURISM	ECONOMIC WELL-BEING
3201	TIMARU DISTRICT COUNCIL	ATTRACTIVE AND DESIRABLE DISTRICT	RATING OF TIMARU AS A PLACE TO LIVE	COMMUNITY DEVELOPMENT	SOCIAL WELL-BEING
3202	TIMARU DISTRICT COUNCIL	ATTRACTIVE AND DESIRABLE DISTRICT	RATING OF COMMUNITY SPIRIT IN TIMARU DISTRICT	SOCIAL CONNECTION	SOCIAL WELL-BEING
3203	TIMARU DISTRICT COUNCIL	ATTRACTIVE AND DESIRABLE DISTRICT	VISITOR PERCEPTIONS OF TIMARU DISTRICT AS A PLACE TO VISIT	TOURISM	ECONOMIC WELL-BEING
3204	TIMARU DISTRICT COUNCIL	ATTRACTIVE AND DESIRABLE DISTRICT	NUMBER OF TOURISM BUSINESSES IN TIMARU DISTRICT AND EMPLOYEE COUNTS STATISTICS NEW ZEALAND - ANNUAL	TOURISM	ECONOMIC WELL-BEING
3205	TIMARU DISTRICT COUNCIL	VIBRANT, SAFE AND CARING COMMUNITIES	CHANGES IN CHILD/OLDER PERSONS RATIO	POPULATION/ETHNICITY/DEMOGRAPHICS	DEMOGRAPHICS
3206	TIMARU DISTRICT COUNCIL	VIBRANT, SAFE AND CARING COMMUNITIES	CHANGES IN DEPENDENCY RATIO	POPULATION/ETHNICITY/DEMOGRAPHICS	DEMOGRAPHICS
3207	TIMARU DISTRICT COUNCIL	VIBRANT, SAFE AND CARING COMMUNITIES	INCOME SUPPORT TOTAL NUMBERS RECEIVING MEANS TESTED BENEFITS	INCOME	ECONOMIC WELL-BEING
3208	TIMARU DISTRICT COUNCIL	VIBRANT, SAFE AND CARING COMMUNITIES	CHANGES IN SOCIAL DEPRIVATION INDEX FOR TIMARU DISTRICT MESHBLOCKS HEALTH SERVICES RESEARCH COUNCIL - 5 YEARLY	DEPRIVATION INDEX	SOCIAL WELL-BEING
3209	TIMARU DISTRICT COUNCIL	VIBRANT, SAFE AND CARING COMMUNITIES	CHANGES IN ETHNIC COMPOSITION / ETHNIC AGE-SEX STRUCTURE	POPULATION/ETHNICITY/DEMOGRAPHICS	DEMOGRAPHICS
3210	TIMARU DISTRICT COUNCIL	VIBRANT, SAFE AND CARING COMMUNITIES	TOTAL EMPLOYMENT IN CULTURAL INDUSTRIES AND TOP CULTURAL ACTIVITIES	LEVEL OF EMPLOYMENT AND BUSINESSES	ECONOMIC WELL-BEING

Appendix A: List of Community Well-beings Outcomes and Measures by Councils

S.NO.	COUNCIL	OUTCOME	MEASURES	MEASURES BROAD GROUP	WELL-BEINGS
3211	TIMARU DISTRICT COUNCIL	VIBRANT, SAFE AND CARING COMMUNITIES	LOCAL GOVERNMENT ELECTION VOTING RETURNS	ELECTIONS/VOTER TURNOUT	SOCIAL WELL-BEING
3212	TIMARU DISTRICT COUNCIL	VIBRANT, SAFE AND CARING COMMUNITIES	NUMBER OF NOMINATIONS FOR MAYOR, COUNCIL AND COMMUNITY BOARDS	ELECTIONS/VOTER TURNOUT	SOCIAL WELL-BEING
3213	TIMARU DISTRICT COUNCIL	VIBRANT, SAFE AND CARING COMMUNITIES	RATING OF TIMARU DISTRICT AS A PLACE TO LIVE	COMMUNITY DEVELOPMENT	SOCIAL WELL-BEING
3214	TIMARU DISTRICT COUNCIL	VIBRANT, SAFE AND CARING COMMUNITIES	RATING OF QUALITY OF LIFE IN THE TIMARU DISTRICT	QUALITY OF LIFE	SOCIAL WELL-BEING
3215	TIMARU DISTRICT COUNCIL	VIBRANT, SAFE AND CARING COMMUNITIES	% RATING OF TIMARU DISTRICT AS A SAFE PLACE TO LIVE	CRIME/SAFETY	SOCIAL WELL-BEING
3216	TIMARU DISTRICT COUNCIL	VIBRANT, SAFE AND CARING COMMUNITIES	CHANGE IN ROAD TRAFFIC CRASHES, DEATHS AND CAUSALITY RATES	ROAD ACCIDENTS/INJURIES	ECONOMIC WELL-BEING
3217	TIMARU DISTRICT COUNCIL	VIBRANT, SAFE AND CARING COMMUNITIES	REPORTED CRIMINAL OFFENCES (PER 10,000 POPULATION) IN SOUTH CANTERBURY, TIMARU DISTRICT, KEY OFFENCES AND RESOLUTION RATES	CRIME/SAFETY	SOCIAL WELL-BEING
3218	TIMARU DISTRICT COUNCIL	VIBRANT, SAFE AND CARING COMMUNITIES	CHANGES IN UNPAID WORK CARRIED OUT STATISTICS NEW ZEALAND - 5 YEARLY	VOLUNTEER/UNPAID WORK	SOCIAL WELL-BEING
3219	TIMARU DISTRICT COUNCIL	BALANCED AND SUSTAINABLE WATER USAGE	RECREATIONAL BATHING SITES SUITABLE FOR CONTACT RECREATION IN TIMARU DISTRICT	RECREATIONAL FACILITIES	SOCIAL WELL-BEING
3220	TIMARU DISTRICT COUNCIL	BALANCED AND SUSTAINABLE WATER USAGE	CONCENTRATIONS OF NITRATES IN GROUNDWATER	RIVER, LAKES, COASTAL AND GROUNDWATER	ENVIRONMENTAL WELL-BEING
3221	TIMARU DISTRICT COUNCIL	BALANCED AND SUSTAINABLE WATER USAGE	LOWLAND AND FOOTHILL STREAMS WITH FAIR OR BETTER ECOSYSTEM HEALTH	ENVIRONMENT/ENVIRONMENTAL ATTITUDES	ENVIRONMENTAL WELL-BEING
3222	TIMARU DISTRICT COUNCIL	BALANCED AND SUSTAINABLE WATER USAGE	NUMBER OF IRRIGATION RESTRICTIONS IMPOSED DUE TO ADVERSE WEATHER CONDITIONS	ENVIRONMENT/ENVIRONMENTAL ATTITUDES	ENVIRONMENTAL WELL-BEING
3223	TIMARU DISTRICT COUNCIL	BALANCED AND SUSTAINABLE WATER USAGE	PROGRESS ON REVIEWING ENVIRONMENTAL FLOWS ON KEY RIVERS AND STREAMS AND SUSTAINABLE ALLOCATION LIMITS IN TIMARU DISTRICT	RIVER, LAKES, COASTAL AND GROUNDWATER	ENVIRONMENTAL WELL-BEING
3224	UPPER HUTT CITY COUNCIL	UPPER HUTT IS THE CITY OF CHOICE FOR PEOPLE FROM ALL WALKS OF LIFE	RESIDENT RATING OF UPPER HUTT AS A GREAT PLACE TO LIVE	COMMUNITY DEVELOPMENT	SOCIAL WELL-BEING
3225	UPPER HUTT CITY COUNCIL	UPPER HUTT IS THE CITY OF CHOICE FOR PEOPLE FROM ALL WALKS OF LIFE	POPULATION STRUCTURE: AGE-ETHNIC COMPOSITION	POPULATION/ETHNICITY/DEMOGRAPHICS	DEMOGRAPHICS
3226	UPPER HUTT CITY COUNCIL	UPPER HUTT IS THE CITY OF CHOICE FOR PEOPLE FROM ALL WALKS OF LIFE	POPULATION STRUCTURE PERSONAL INCOME	INCOME	ECONOMIC WELL-BEING
3227	UPPER HUTT CITY COUNCIL	UPPER HUTT IS THE CITY OF CHOICE FOR PEOPLE FROM ALL WALKS OF LIFE	NEW CITIZENS	COMMUNITY DEVELOPMENT	SOCIAL WELL-BEING
3228	UPPER HUTT CITY COUNCIL	UPPER HUTT HAS A VIBRANT CITY HEART	SATISFACTION WITH RETAIL SHOPPING IN THE CENTRAL CITY	CBD: CITY CENTRE	SOCIAL WELL-BEING
3229	UPPER HUTT CITY COUNCIL	UPPER HUTT HAS A VIBRANT CITY HEART	SATISFACTION WITH OTHER SERVICES IN THE CENTRAL CITY	CBD: CITY CENTRE	SOCIAL WELL-BEING
3230	UPPER HUTT CITY COUNCIL	UPPER HUTT HAS A VIBRANT CITY HEART	PEDESTRIAN COUNTS IN THE CITY CENTRE	CBD: CITY CENTRE	SOCIAL WELL-BEING
3231	UPPER HUTT CITY COUNCIL	UPPER HUTT HAS A VIBRANT CITY HEART	SHOP VACANCIES	CBD: CITY CENTRE	SOCIAL WELL-BEING

Appendix A: List of Community Well-beings Outcomes and Measures by Councils

S.NO.	COUNCIL	OUTCOME	MEASURES	MEASURES BROAD GROUP	WELL-BEINGS
3232	UPPER HUTT CITY COUNCIL	UPPER HUTT HAS A VIBRANT CITY HEART	SATISFACTION WITH CITY CENTRE APPEARANCE	CBD: CITY CENTRE	SOCIAL WELL-BEING
3233	UPPER HUTT CITY COUNCIL	THE ECONOMY IS ROBUST, INNOVATIVE AND GROWING	GROWTH IN ECONOMIC ACTIVITY	ECONOMIC ACTIVITY	ECONOMIC WELL-BEING
3234	UPPER HUTT CITY COUNCIL	THE ECONOMY IS ROBUST, INNOVATIVE AND GROWING	OPPORTUNITIES FOR BUSINESS AND WORK	BUSINESS CONFIDENCE	ECONOMIC WELL-BEING
3235	UPPER HUTT CITY COUNCIL	THE ECONOMY IS ROBUST, INNOVATIVE AND GROWING	LABOUR FORCE BY INDUSTRY	LEVEL OF EMPLOYMENT AND BUSINESSES	ECONOMIC WELL-BEING
3236	UPPER HUTT CITY COUNCIL	THE ECONOMY IS ROBUST, INNOVATIVE AND GROWING	PARTICIPATION IN LABOUR FORCE	LEVEL OF EMPLOYMENT AND BUSINESSES	ECONOMIC WELL-BEING
3237	UPPER HUTT CITY COUNCIL	THE ECONOMY IS ROBUST, INNOVATIVE AND GROWING	RATE OF UNEMPLOYMENT	UNEMPLOYMENT	ECONOMIC WELL-BEING
3238	UPPER HUTT CITY COUNCIL	THE ECONOMY IS ROBUST, INNOVATIVE AND GROWING	HIGHEST QUALIFICATION	QUALIFICATION/SCHOOL	SOCIAL WELL-BEING
3239	UPPER HUTT CITY COUNCIL	THE ECONOMY IS ROBUST, INNOVATIVE AND GROWING	LEVEL OF BUILDING ACTIVITY NUMBER OF CONSENTS	PLANNING/BUILDING CONSENTS	ECONOMIC WELL-BEING
3240	UPPER HUTT CITY COUNCIL	THE ECONOMY IS ROBUST, INNOVATIVE AND GROWING	LEVEL OF BUILDING ACTIVITY VALUE OF CONSENTS	PLANNING/BUILDING CONSENTS	ECONOMIC WELL-BEING
3241	UPPER HUTT CITY COUNCIL	UPPER HUTT OFFERS A 'GREEN' AND ATTRACTIVE LIVING ENVIRONMENT	DEVELOPMENT I SUBDIVISION	PLANNING/BUILDING CONSENTS	ECONOMIC WELL-BEING
3242	UPPER HUTT CITY COUNCIL	UPPER HUTT OFFERS A 'GREEN' AND ATTRACTIVE LIVING ENVIRONMENT	DEVELOPMENT II] GREENFIELDS/ INFILL	PARKS/RESERVES/OPEN SPACES	ENVIRONMENTAL WELL-BEING
3243	UPPER HUTT CITY COUNCIL	UPPER HUTT OFFERS A 'GREEN' AND ATTRACTIVE LIVING ENVIRONMENT	SATISFACTION WITH THE CITY ENVIRONMENT I NEIGHBOURHOOD APPEARANCE	COMMUNITY DEVELOPMENT	SOCIAL WELL-BEING
3244	UPPER HUTT CITY COUNCIL	UPPER HUTT OFFERS A 'GREEN' AND ATTRACTIVE LIVING ENVIRONMENT	SATISFACTION WITH THE CITY ENVIRONMENT II CHOICE OF HOUSING	HOUSE AFFORDABILITY	ECONOMIC WELL-BEING
3245	UPPER HUTT CITY COUNCIL	UPPER HUTT OFFERS A 'GREEN' AND ATTRACTIVE LIVING ENVIRONMENT	SATISFACTION WITH THE CITY ENVIRONMENT III PROTECTION OF SIGNIFICANT FEATURES	NATURAL FEATURES	ENVIRONMENTAL WELL-BEING
3246	UPPER HUTT CITY COUNCIL	UPPER HUTT OFFERS A 'GREEN' AND ATTRACTIVE LIVING ENVIRONMENT	POLLUTION REPORTS	POLLUTION	ENVIRONMENTAL WELL-BEING
3247	UPPER HUTT CITY COUNCIL	UPPER HUTT OFFERS A 'GREEN' AND ATTRACTIVE LIVING ENVIRONMENT	AIR QUALITY	AIR QUALITY	ENVIRONMENTAL WELL-BEING
3248	UPPER HUTT CITY COUNCIL	UPPER HUTT OFFERS A 'GREEN' AND ATTRACTIVE LIVING ENVIRONMENT	RIVER WATER QUALITY	RIVER, LAKES, COASTAL AND GROUNDWATER	ENVIRONMENTAL WELL-BEING
3249	UPPER HUTT CITY COUNCIL	UPPER HUTT OFFERS A 'GREEN' AND ATTRACTIVE LIVING ENVIRONMENT	DRINKING WATER QUALITY	DRINKING WATER	ENVIRONMENTAL WELL-BEING
3250	UPPER HUTT CITY COUNCIL	UPPER HUTT OFFERS A 'GREEN' AND ATTRACTIVE LIVING ENVIRONMENT	PROTECTED LAND	HERITAGE/HISTORIC	CULTURAL WELL-BEING
3251	UPPER HUTT CITY COUNCIL	UPPER HUTT OFFERS A 'GREEN' AND ATTRACTIVE LIVING ENVIRONMENT	WASTE	WASTE TO LANDFILL	ENVIRONMENTAL WELL-BEING
3252	UPPER HUTT CITY COUNCIL	THE COMMUNITY IS SAFE HEALTHY AND STRONG	SAFETY: I] SATISFACTION WITH NEIGHBOURHOOD SAFETY	CRIME/SAFETY	SOCIAL WELL-BEING
3253	UPPER HUTT CITY COUNCIL	THE COMMUNITY IS SAFE HEALTHY AND STRONG	SAFETY II ROAD CRASHES	ROAD ACCIDENTS/INJURIES	ECONOMIC WELL-BEING
3254	UPPER HUTT CITY COUNCIL	THE COMMUNITY IS SAFE HEALTHY AND STRONG	SAFETY: III] CRIME	CRIME/SAFETY	SOCIAL WELL-BEING
3255	UPPER HUTT CITY COUNCIL	THE COMMUNITY IS SAFE HEALTHY AND STRONG	PHYSICAL ACTIVITY	PHYSICAL ACTIVITY	SOCIAL WELL-BEING

Appendix A: List of Community Well-beings Outcomes and Measures by Councils

S.NO.	COUNCIL	OUTCOME	MEASURES	MEASURES BROAD GROUP	WELL-BEINGS
3256	UPPER HUTT CITY COUNCIL	THE COMMUNITY IS SAFE HEALTHY AND STRONG	ACCESS TO HEALTH SERVICES	HEALTH/HEALTH SERVICES	SOCIAL WELL-BEING
3257	UPPER HUTT CITY COUNCIL	THE COMMUNITY IS SAFE HEALTHY AND STRONG	ACCESS TO EDUCATION SERVICES	QUALIFICATION/SCHOOL	SOCIAL WELL-BEING
3258	UPPER HUTT CITY COUNCIL	THE COMMUNITY IS SAFE, HEALTHY AND STRONG	VOTER TURNOUT	ELECTIONS/VOTER TURNOUT	SOCIAL WELL-BEING
3259	UPPER HUTT CITY COUNCIL	LEISURE OPPORTUNITIES ARE OUTSTANDING	HO XTREAM I SATISFACTION WITH THE FACILITY	COUNCIL FACILITIES	SOCIAL WELL-BEING
3260	UPPER HUTT CITY COUNCIL	LEISURE OPPORTUNITIES ARE OUTSTANDING	HO XTREAM II REGIONAL USE	ECONOMIC ACTIVITY	ECONOMIC WELL-BEING
3261	UPPER HUTT CITY COUNCIL	LEISURE OPPORTUNITIES ARE OUTSTANDING	EXPRESSIONS ARTS AND ENTERTAINMENT CENTRE I SATISFACTION	ARTS/CULTURE/MUSEUM/EVENTS	CULTURAL WELL-BEING
3262	UPPER HUTT CITY COUNCIL	LEISURE OPPORTUNITIES ARE OUTSTANDING	EXPRESSIONS ARTS AND ENTERTAINMENT CENTRE II REGIONAL USE	ARTS/CULTURE/MUSEUM/EVENTS	CULTURAL WELL-BEING
3263	UPPER HUTT CITY COUNCIL	LEISURE OPPORTUNITIES ARE OUTSTANDING	SATISFACTION WITH PARKS AND RESERVES	PARKS/RESERVES/OPEN SPACES	ENVIRONMENTAL WELL-BEING
3264	UPPER HUTT CITY COUNCIL	LEISURE OPPORTUNITIES ARE OUTSTANDING	REGIONAL USE OF PARKS	PARKS/RESERVES/OPEN SPACES	ENVIRONMENTAL WELL-BEING
3265	UPPER HUTT CITY COUNCIL	LEISURE OPPORTUNITIES ARE OUTSTANDING	SATISFACTION WITH LIBRARY	LIBRARY	SOCIAL WELL-BEING
3266	UPPER HUTT CITY COUNCIL	LEISURE OPPORTUNITIES ARE OUTSTANDING	MAJOR EVENTS AND ATTRACTIONS	ARTS/CULTURE/MUSEUM/EVENTS	CULTURAL WELL-BEING
3267	UPPER HUTT CITY COUNCIL	UPPER HUTT IS CONNECTED WITH THE WORLD	TRAVEL TIME TO WELLINGTON	TRANSPORT	ECONOMIC WELL-BEING
3268	UPPER HUTT CITY COUNCIL	UPPER HUTT IS CONNECTED WITH THE WORLD	AVAILABILITY OF NEW TECHNOLOGY I HOMES WITH INTERNET ACCESS	PHONE/MOBILE/INTERNET	ECONOMIC WELL-BEING
3269	UPPER HUTT CITY COUNCIL	UPPER HUTT IS CONNECTED WITH THE WORLD	AVAILABILITY OF NEW TECHNOLOGY II NEW COMMUNICATION TECHNOLOGIES AVAILABLE	PHONE/MOBILE/INTERNET	ECONOMIC WELL-BEING
3270	UPPER HUTT CITY COUNCIL	UPPER HUTT IS CONNECTED WITH THE WORLD	MODE OF JOURNEY TO WORK	POPULATION/ETHNICITY/DEMOGRAPHICS	DEMOGRAPHICS
3271	UPPER HUTT CITY COUNCIL	UPPER HUTT IS CONNECTED WITH THE WORLD	SATISFACTION WITH RANGE OF TRANSPORT OPTIONS AVAILABLE	TRANSPORT	ECONOMIC WELL-BEING
3272	WAIKATO DISTRICT COUNCIL	ACCESSIBLE WAIKATO	A DECLINING TREND IN THE NUMBER OF ROAD TRAFFIC CRASHES AND CASUALTIES IN THE DISTRICT	ROAD ACCIDENTS/INJURIES	ECONOMIC WELL-BEING
3273	WAIKATO DISTRICT COUNCIL	ACCESSIBLE WAIKATO	AN INCREASING TREND IN THE NUMBER OF HOUSEHOLD TELEPHONE AND INTERNET CONNECTIONS IN THE DISTRICT	PHONE/MOBILE/INTERNET	ECONOMIC WELL-BEING
3274	WAIKATO DISTRICT COUNCIL	ACCESSIBLE WAIKATO	CONTINUED PROGRESS TOWARDS THE DEVELOPMENT OF THE WAIKATO EXPRESSWAY	TRANSPORT	ECONOMIC WELL-BEING
3275	WAIKATO DISTRICT COUNCIL	ACCESSIBLE WAIKATO	INCREASING TREND IN PERCEPTION OF THE DISTRICTS PROGRESS TOWARDS THE ACHIEVEMENT OF ACCESSIBLE WAIKATO	COUNCIL FACILITIES	SOCIAL WELL-BEING
3276	WAIKATO DISTRICT COUNCIL	ACTIVE WAIKATO	AN INCREASING TREND IN SATISFACTION WITH DISTRICT LIBRARIES	LIBRARY	SOCIAL WELL-BEING
3277	WAIKATO DISTRICT COUNCIL	ACTIVE WAIKATO	AN INCREASING TREND IN SATISFACTION WITH PARKS AND RESERVES, INCLUDING SPORTSFIELDS AND PLAYGROUNDS	PARKS/RESERVES/OPEN SPACES	ENVIRONMENTAL WELL-BEING
3278	WAIKATO DISTRICT COUNCIL	ACTIVE WAIKATO	AN INCREASING TREND IN PARTICIPATION LEVELS IN RECREATION AND SPORTING ACTIVITIES	SPORTS	SOCIAL WELL-BEING
3279	WAIKATO DISTRICT COUNCIL	ACTIVE WAIKATO	AN INCREASING TREND IN PERCEPTION OF THE DISTRICTS PROGRESS TOWARDS THE ACHIEVEMENT OF ACTIVE WAIKATO	PHYSICAL ACTIVITY	SOCIAL WELL-BEING

Appendix A: List of Community Well-beings Outcomes and Measures by Councils

S.NO.	COUNCIL	OUTCOME	MEASURES	MEASURES BROAD GROUP	WELL-BEINGS
3280	WAIKATO DISTRICT COUNCIL	EDUCATED WAIKATO	AN INCREASING TREND IN PARTICIPATION IN EARLY CHILDHOOD EDUCATION	EARLY CHILDHOOD EDUCATION	SOCIAL WELL-BEING
3281	WAIKATO DISTRICT COUNCIL	EDUCATED WAIKATO	A DECLINING TREND IN THE NUMBER OF SCHOOL LEAVERS WITH NO FORMAL QUALIFICATION	QUALIFICATION/SCHOOL	SOCIAL WELL-BEING
3282	WAIKATO DISTRICT COUNCIL	EDUCATED WAIKATO	AN INCREASING TREND IN PERCEPTION OF THE DISTRICT'S PROGRESS TOWARDS THE ACHIEVEMENT OF EDUCATED WAIKATO	QUALIFICATION/SCHOOL	SOCIAL WELL-BEING
3283	WAIKATO DISTRICT COUNCIL	GREEN WAIKATO	100% SATISFACTORY RIVER WATER QUALITY (ECOLOGICAL HEALTH, AND CONTACT RECREATION) WAIKATO RIVER SITES (HOROTIU AND HUNTLY BRIDGE) WAIPA RIVER SITE (WHATAWHATA)	RIVER, LAKES, COASTAL AND GROUNDWATER	ENVIRONMENTAL WELL-BEING
3284	WAIKATO DISTRICT COUNCIL	GREEN WAIKATO	100% SATISFACTORY COASTAL WATER QUALITY MANU BAY PUTOETOE POINT NGARUNUI BEACH	RIVER, LAKES, COASTAL AND GROUNDWATER	ENVIRONMENTAL WELL-BEING
3285	WAIKATO DISTRICT COUNCIL	GREEN WAIKATO	AN INCREASING TREND IN THE NUMBER OF PROPERTIES THAT HAVE A RECYCLING SERVICE	RECYCLING/GREEN WASTE	ENVIRONMENTAL WELL-BEING
3286	WAIKATO DISTRICT COUNCIL	GREEN WAIKATO	A DECLINING TREND IN THE AMOUNT OF WASTE GOING TO LANDFILLS (INDICATIVE BY THE AMOUNT OF WASTE HANDLED BY COUNCIL CONTRACTS)	WASTE TO LANDFILL	ENVIRONMENTAL WELL-BEING
3287	WAIKATO DISTRICT COUNCIL	GREEN WAIKATO	COUNCIL SUPPORTS IMPLEMENTATION OF ENVIRONMENT WAIKATOS REGIONAL PEST MANAGEMENT STRATEGY	PEST CONTROL	ENVIRONMENTAL WELL-BEING
3288	WAIKATO DISTRICT COUNCIL	GREEN WAIKATO	A DECLINING TREND IN THE CONTAMINATION OF GROUNDWATER SUPPLIES, FROM NITRATES AND PESTICIDES	RIVER, LAKES, COASTAL AND GROUNDWATER	ENVIRONMENTAL WELL-BEING
3289	WAIKATO DISTRICT COUNCIL	GREEN WAIKATO	AN INCREASING TREND IN PERCEPTION OF THE DISTRICTS PROGRESS TOWARDS THE ACHIEVEMENT OF GREEN WAIKATO	PARKS/RESERVES/OPEN SPACES	ENVIRONMENTAL WELL-BEING
3290	WAIKATO DISTRICT COUNCIL	SAFE WAIKATO	A DECLINING TREND IN REPORTED CRIMINAL OFFENCES AND RESOLUTION RATES	CRIME/SAFETY	SOCIAL WELL-BEING
3291	WAIKATO DISTRICT COUNCIL	SAFE WAIKATO	A DECLINING TREND IN MOTOR VEHICLE ACCIDENT INJURY AND MORTALITY RATES PER 10,000 POPULATION FOR THE WAIKATO DISTRICT	ROAD ACCIDENTS/INJURIES	ECONOMIC WELL-BEING
3292	WAIKATO DISTRICT COUNCIL	SAFE WAIKATO	AN INCREASING TREND IN PERCEPTION OF THE DISTRICTS PROGRESS TOWARDS THE ACHIEVEMENT OF WELL WAIKATO	HEALTH/HEALTH SERVICES	SOCIAL WELL-BEING
3293	WAIKATO DISTRICT COUNCIL	SUSTAINABLE WAIKATO	REDUCTION IN THE AMOUNT OF NON-COMPLIANCE WITH CONDITIONS OF RESOURCE CONSENTS	PLANNING/BUILDING CONSENTS	ECONOMIC WELL-BEING
3294	WAIKATO DISTRICT COUNCIL	SUSTAINABLE WAIKATO	GROWTH ASSESSMENTS UNDERTAKEN AS PART OF THE PREPARATION OF STRUCTURE PLANS, FOLLOWED BY REGULAR MONITORING OF STATISTICS NEW ZEALAND GROWTH FIGURES	POPULATION/ETHNICITY/DEMOGRAPHICS	DEMOGRAPHICS
3295	WAIKATO DISTRICT COUNCIL	SUSTAINABLE WAIKATO	THE NUMBER OF DWELLINGS EXPOSED TO SPECIFIC LOCAL HAZARD RISKS DOES NOT INCREASE	HOUSE QUALITY	ECONOMIC WELL-BEING
3296	WAIKATO DISTRICT COUNCIL	SUSTAINABLE WAIKATO	COUNCIL UNDERTAKES ANNUAL MONITORING AND REPORTING AGAINST DISTRICT PLAN EFFECTIVENESS, AND PUBLISHES A STATE OF THE ENVIRONMENT REPORT EVERY THREE YEARS	ENVIRONMENT/ENVIRONMENTAL ATTITUDES	ENVIRONMENTAL WELL-BEING
3297	WAIKATO DISTRICT COUNCIL	SUSTAINABLE WAIKATO	THE EXTENT OF NATIVE VEGETATION AND THE AREA OF WETLANDS IN THE DISTRICT DO NOT DECREASE	NATIVE VEGETATION	ENVIRONMENTAL WELL-BEING
3298	WAIKATO DISTRICT COUNCIL	SUSTAINABLE WAIKATO	AN INCREASING TREND IN PERCEPTION OF THE DISTRICTS PROGRESS TOWARDS THE ACHIEVEMENT OF SUSTAINABLE WAIKATO	ENVIRONMENT/ENVIRONMENTAL ATTITUDES	ENVIRONMENTAL WELL-BEING
3299	WAIKATO DISTRICT COUNCIL	THRIVING WAIKATO	A DECLINING TREND IN THE UNEMPLOYMENT RATE	UNEMPLOYMENT	ECONOMIC WELL-BEING
3300	WAIKATO DISTRICT COUNCIL	THRIVING WAIKATO	AN INCREASING TREND IN THE MEDIAN INCOME	INCOME	ECONOMIC WELL-BEING
3301	WAIKATO DISTRICT COUNCIL	THRIVING WAIKATO	AN INCREASING TREND IN THE TOTAL NUMBER OF BUSINESSES AND EMPLOYEES (BY INDUSTRY)	LEVEL OF EMPLOYMENT AND BUSINESSES	ECONOMIC WELL-BEING

Appendix A: List of Community Well-beings Outcomes and Measures by Councils

S.NO.	COUNCIL	OUTCOME	MEASURES	MEASURES BROAD GROUP	WELL-BEINGS
3302	WAIKATO DISTRICT COUNCIL	THRIVING WAIKATO	AN INCREASING TREND IN OCCUPANCY RATES IN COMMERCIAL ACCOMMODATION WITHIN THE DISTRICT, EVIDENCED BY AN INCREASE IN THE NUMBER OF GUEST NIGHTS	TOURISM	ECONOMIC WELL-BEING
3303	WAIKATO DISTRICT COUNCIL	THRIVING WAIKATO	AN INCREASING TREND IN PERCEPTION OF THE DISTRICTS PROGRESS TOWARDS THE ACHIEVEMENT OF THRIVING WAIKATO	ECONOMIC ACTIVITY	ECONOMIC WELL-BEING
3304	WAIKATO DISTRICT COUNCIL	VIBRANT WAIKATO	COUNCIL PROVIDES FUNDING FOR CULTURAL AND ARTS EVENTS/ACTIVITIES/ORGANISATIONS	ARTS/CULTURE/MUSEUM/EVENTS	CULTURAL WELL-BEING
3305	WAIKATO DISTRICT COUNCIL	VIBRANT WAIKATO	A REDUCTION IN THE PROPORTION OF THOSE SITES DESTROYED THAT ARE REGISTERED WITH THE HISTORIC PLACES TRUST, OR LISTED AS HERITAGE ITEMS IN THE DISTRICT PLAN	HERITAGE/HISTORIC	CULTURAL WELL-BEING
3306	WAIKATO DISTRICT COUNCIL	VIBRANT WAIKATO	AN INCREASING TREND IN THE NUMBERS OF VISITORS TO GALLERIES AND MUSEUMS THAT ARE SUPPORTED BY COUNCIL	TOURISM	ECONOMIC WELL-BEING
3307	WAIKATO DISTRICT COUNCIL	VIBRANT WAIKATO	AN INCREASING TREND IN THE COMMUNITYS AWARENESS OF ARTS FACILITIES IN THE DISTRICT	ARTS/CULTURE/MUSEUM/EVENTS	CULTURAL WELL-BEING
3308	WAIKATO DISTRICT COUNCIL	VIBRANT WAIKATO	AN INCREASING TREND IN PERCEPTION OF THE DISTRICTS PROGRESS TOWARDS THE ACHIEVEMENT OF VIBRANT WAIKATO	COMMUNITY DEVELOPMENT	SOCIAL WELL-BEING
3309	WAIKATO DISTRICT COUNCIL	WELL WAIKATO	A DECLINING TREND IN AVOIDABLE HOSPITALISATIONS	HOSPITALISATIONS	ECONOMIC WELL-BEING
3310	WAIKATO DISTRICT COUNCIL	WELL WAIKATO	A DECLINING TREND IN THE PREVALENCE OF CIGARETTE SMOKING	HEALTH/HEALTH SERVICES	SOCIAL WELL-BEING
3311	WAIKATO DISTRICT COUNCIL	WELL WAIKATO	100% COMPLIANCE WITH NZ DRINKING WATER STANDARDS 2005	DRINKING WATER	ENVIRONMENTAL WELL-BEING
3312	WAIKATO DISTRICT COUNCIL	WELL WAIKATO	AN INCREASING TREND IN SATISFACTION LEVELS OF WATER SERVICES AS PER WDC SATISFACTION SURVEY	RIVER, LAKES, COASTAL AND GROUNDWATER	ENVIRONMENTAL WELL-BEING
3313	WAIKATO DISTRICT COUNCIL	WELL WAIKATO	AN INCREASING TREND IN SATISFACTION LEVELS OF WASTEWATER SERVICES, AS PER WDC SATISFACTION SURVEY	SEWERAGE/WASTEWATER	ENVIRONMENTAL WELL-BEING
3314	WAIKATO DISTRICT COUNCIL	WELL WAIKATO	AN INCREASING TREND IN PERCEPTION OF THE DISTRICTS PROGRESS TOWARDS THE ACHIEVEMENT OF WELL WAIKATO	HEALTH/HEALTH SERVICES	SOCIAL WELL-BEING
3315	WAIKATO REGIONAL COUNCIL	SUSTAINABLE ENVIRONMENT	RIVER WATER QUALITY FOR ECOLOGICAL HEALTH	RIVER, LAKES, COASTAL AND GROUNDWATER	ENVIRONMENTAL WELL-BEING
3316	WAIKATO REGIONAL COUNCIL	SUSTAINABLE ENVIRONMENT	RIVER WATER QUALITY FOR RECREATION	RIVER, LAKES, COASTAL AND GROUNDWATER	ENVIRONMENTAL WELL-BEING
3317	WAIKATO REGIONAL COUNCIL	SUSTAINABLE ENVIRONMENT	LAKES WATER QUALITY FOR ECOLOGICAL HEALTH	RIVER, LAKES, COASTAL AND GROUNDWATER	ENVIRONMENTAL WELL-BEING
3318	WAIKATO REGIONAL COUNCIL	SUSTAINABLE ENVIRONMENT	LAKES WATER QUALITY FOR CONTACT RECREATION	RIVER, LAKES, COASTAL AND GROUNDWATER	ENVIRONMENTAL WELL-BEING
3319	WAIKATO REGIONAL COUNCIL	SUSTAINABLE ENVIRONMENT	LAND USE	PLANNING/BUILDING CONSENTS	ECONOMIC WELL-BEING
3320	WAIKATO REGIONAL COUNCIL	SUSTAINABLE ENVIRONMENT	URBAN AIR QUALITY	AIR QUALITY	ENVIRONMENTAL WELL-BEING
3321	WAIKATO REGIONAL COUNCIL	SUSTAINABLE ENVIRONMENT	GROUNDWATER AVAILABILITY AND USE	RIVER, LAKES, COASTAL AND GROUNDWATER	ENVIRONMENTAL WELL-BEING
3322	WAIKATO REGIONAL COUNCIL	SUSTAINABLE ENVIRONMENT	SURFACE WATER AVAILABILITY AND USE	RIVER, LAKES, COASTAL AND GROUNDWATER	ENVIRONMENTAL WELL-BEING
3323	WAIKATO REGIONAL COUNCIL	SUSTAINABLE ENVIRONMENT	PROTECTION OF NATURAL HERITAGE AND LANDSCAPES	NATURAL FEATURES	ENVIRONMENTAL WELL-BEING
3324	WAIKATO REGIONAL COUNCIL	SUSTAINABLE ENVIRONMENT	EXTENT OF NATIVE VEGETATION	NATIVE VEGETATION	ENVIRONMENTAL WELL-BEING
3325	WAIKATO REGIONAL COUNCIL	SUSTAINABLE ENVIRONMENT	PROTECTED NATIVE VEGETATION AREAS	NATIVE VEGETATION	ENVIRONMENTAL WELL-BEING
3326	WAIKATO REGIONAL COUNCIL	SUSTAINABLE ENVIRONMENT	PEOPLES ENVIRONMENTAL ATTITUDES	ENVIRONMENT/ENVIRONMENTAL ATTITUDES	ENVIRONMENTAL WELL-BEING
3327	WAIKATO REGIONAL COUNCIL	SUSTAINABLE ENVIRONMENT	PEOPLES PERSONAL ENVIRONMENTAL ACTIONS	ENVIRONMENT/ENVIRONMENTAL ATTITUDES	ENVIRONMENTAL WELL-BEING
3328	WAIKATO REGIONAL COUNCIL	SUSTAINABLE ENVIRONMENT	COASTAL WATER QUALITY FOR RECREATION	RIVER, LAKES, COASTAL AND GROUNDWATER	ENVIRONMENTAL WELL-BEING

Appendix A: List of Community Well-beings Outcomes and Measures by Councils

S.NO.	COUNCIL	OUTCOME	MEASURES	MEASURES BROAD GROUP	WELL-BEINGS
3329	WAIKATO REGIONAL COUNCIL	SUSTAINABLE ENVIRONMENT	PUBLIC ACCESS TO COAST (COASTLINE OWNERSHIP)	RIVER, LAKES, COASTAL AND GROUNDWATER	ENVIRONMENTAL WELL-BEING
3330	WAIKATO REGIONAL COUNCIL	SUSTAINABLE ENVIRONMENT	RURAL SUBDIVISION	PLANNING/BUILDING CONSENTS	ECONOMIC WELL-BEING
3331	WAIKATO REGIONAL COUNCIL	SUSTAINABLE ENVIRONMENT	STOCK DENSITY	AGRICULTURE/DAIRY	ECONOMIC WELL-BEING
3332	WAIKATO REGIONAL COUNCIL	SUSTAINABLE ENVIRONMENT	TOTAL ENERGY CONSUMPTION	ENERGY USAGE	ENVIRONMENTAL WELL-BEING
3333	WAIKATO REGIONAL COUNCIL	SUSTAINABLE ENVIRONMENT	GREENHOUSE GAS EMISSIONS	AIR QUALITY	ENVIRONMENTAL WELL-BEING
3334	WAIKATO REGIONAL COUNCIL	SUSTAINABLE ENVIRONMENT	ENERGY EFFICIENCY	ENERGY USAGE	ENVIRONMENTAL WELL-BEING
3335	WAIKATO REGIONAL COUNCIL	SUSTAINABLE ENVIRONMENT	WASTE TO LANDFILLS	WASTE TO LANDFILL	ENVIRONMENTAL WELL-BEING
3336	WAIKATO REGIONAL COUNCIL	SUSTAINABLE ENVIRONMENT	PROPORTION OF RECYCLING	RECYCLING/GREEN WASTE	ENVIRONMENTAL WELL-BEING
3337	WAIKATO REGIONAL COUNCIL	QUALITY OF LIFE	LIFE EXPECTANCY AT BIRTH	LIFE EXPECTANCY	DEMOGRAPHICS
3338	WAIKATO REGIONAL COUNCIL	QUALITY OF LIFE	SOCIAL DEPRIVATION INDEX(*)	DEPRIVATION INDEX	SOCIAL WELL-BEING
3339	WAIKATO REGIONAL COUNCIL	QUALITY OF LIFE	AVOIDABLE MORTALITY AND HOSPITALISATION RATES(*)	HOSPITALISATIONS	ECONOMIC WELL-BEING
3340	WAIKATO REGIONAL COUNCIL	QUALITY OF LIFE	OVERALL QUALITY OF LIFE	QUALITY OF LIFE	SOCIAL WELL-BEING
3341	WAIKATO REGIONAL COUNCIL	QUALITY OF LIFE	BARRIERS TO ACCESSING GENERAL HEALTH PRACTITIONERS	HEALTH/HEALTH SERVICES	SOCIAL WELL-BEING
3342	WAIKATO REGIONAL COUNCIL	QUALITY OF LIFE	SCHOOL LEAVERS WITH NO FORMAL QUALIFICATION	QUALIFICATION/SCHOOL	SOCIAL WELL-BEING
3343	WAIKATO REGIONAL COUNCIL	QUALITY OF LIFE	EDUCATIONAL ATTAINMENT OF THE ADULT POPULATION	QUALIFICATION/SCHOOL	SOCIAL WELL-BEING
3344	WAIKATO REGIONAL COUNCIL	QUALITY OF LIFE	PARTICIPATION IN EARLY CHILDHOOD EDUCATION	EARLY CHILDHOOD EDUCATION	SOCIAL WELL-BEING
3345	WAIKATO REGIONAL COUNCIL	QUALITY OF LIFE	ADULT AND COMMUNITY EDUCATION	QUALIFICATION/SCHOOL	SOCIAL WELL-BEING
3346	WAIKATO REGIONAL COUNCIL	QUALITY OF LIFE	WORK OPPORTUNITIES MATCHING SKILLS	LEVEL OF EMPLOYMENT AND BUSINESSES	ECONOMIC WELL-BEING
3347	WAIKATO REGIONAL COUNCIL	QUALITY OF LIFE	RENT TO INCOME RATIO	HOUSE AFFORDABILITY	ECONOMIC WELL-BEING
3348	WAIKATO REGIONAL COUNCIL	QUALITY OF LIFE	HOUSING AFFORDABILITY	HOUSE AFFORDABILITY	ECONOMIC WELL-BEING
3349	WAIKATO REGIONAL COUNCIL	QUALITY OF LIFE	HOME OWNERSHIP RATE	HOME OWNERSHIP	DEMOGRAPHICS
3350	WAIKATO REGIONAL COUNCIL	QUALITY OF LIFE	HOUSEHOLD CROWDING	HOUSE AFFORDABILITY	ECONOMIC WELL-BEING
3351	WAIKATO REGIONAL COUNCIL	QUALITY OF LIFE	PROXIMITY TO WORK, STUDY, RECREATION	RECREATIONAL FACILITIES	SOCIAL WELL-BEING
3352	WAIKATO REGIONAL COUNCIL	QUALITY OF LIFE	CRIMINAL VICTIMISATION RATES (OR REPORTED CRIMINAL OFFENCES AND RESOLUTION RATES)	CRIME/SAFETY	SOCIAL WELL-BEING
3353	WAIKATO REGIONAL COUNCIL	QUALITY OF LIFE	PERCEPTIONS OF SAFETY	CRIME/SAFETY	SOCIAL WELL-BEING
3354	WAIKATO REGIONAL COUNCIL	QUALITY OF LIFE	ROAD TRAFFIC CRASHES AND CASULTIES	ROAD ACCIDENTS/INJURIES	ECONOMIC WELL-BEING
3355	WAIKATO REGIONAL COUNCIL	QUALITY OF LIFE	UNPAID WORK	VOLUNTEER/UNPAID WORK	SOCIAL WELL-BEING
3356	WAIKATO REGIONAL COUNCIL	QUALITY OF LIFE	PARTICIPATION IN SPORT AND ACTIVE LEISURE	SPORTS	SOCIAL WELL-BEING
3357	WAIKATO REGIONAL COUNCIL	QUALITY OF LIFE	PARTICIPATION IN SOCIAL NETWORKS AND GROUPS	SOCIAL CONNECTION	SOCIAL WELL-BEING
3358	WAIKATO REGIONAL COUNCIL	QUALITY OF LIFE	CONTACT BETWEEN YOUNG PEOPLE AND THEIR PARENTS	SOCIAL CONNECTION	SOCIAL WELL-BEING
3359	WAIKATO REGIONAL COUNCIL	QUALITY OF LIFE	YOUTH AND OLDER PEOPLE'S ENGAGEMENT IN DECISION-MAKING	DECISION MAKING/CONSULTATION	SOCIAL WELL-BEING
3360	WAIKATO REGIONAL COUNCIL	SUSTAINABLE ECONOMY	GENUINE PROGRESS INDICATOR (OR ECOLOGICAL FOOTPRINT)	ENVIRONMENT/ENVIRONMENTAL ATTITUDES	ENVIRONMENTAL WELL-BEING
3361	WAIKATO REGIONAL COUNCIL	SUSTAINABLE ECONOMY	REGIONAL GDP	GROSS DOMESTIC PRODUCT (GDP)	ECONOMIC WELL-BEING
3362	WAIKATO REGIONAL COUNCIL	SUSTAINABLE ECONOMY	UNEMPLOYMENT RATE	UNEMPLOYMENT	ECONOMIC WELL-BEING
3363	WAIKATO REGIONAL COUNCIL	SUSTAINABLE ECONOMY	MEDIAN WEEKLY INCOME	INCOME	ECONOMIC WELL-BEING
3364	WAIKATO REGIONAL COUNCIL	SUSTAINABLE ECONOMY	NUMBER IF BUSINESSES AND EMPLOYEES BY INDUSTRY	LEVEL OF EMPLOYMENT AND BUSINESSES	ECONOMIC WELL-BEING
3365	WAIKATO REGIONAL COUNCIL	SUSTAINABLE ECONOMY	BUILDING CONSENTS	PLANNING/BUILDING CONSENTS	ECONOMIC WELL-BEING
3366	WAIKATO REGIONAL COUNCIL	SUSTAINABLE ECONOMY	DRINKING WATER QUALITY	DRINKING WATER	ENVIRONMENTAL WELL-BEING

Appendix A: List of Community Well-beings Outcomes and Measures by Councils

S.NO.	COUNCIL	OUTCOME	MEASURES	MEASURES BROAD GROUP	WELL-BEINGS
3367	WAIKATO REGIONAL COUNCIL	SUSTAINABLE ECONOMY	RESIDENTS CONFIDENCE IN COUNCILS DECISION MAKING	DECISION MAKING/CONSULTATION	SOCIAL WELL-BEING
3368	WAIKATO REGIONAL COUNCIL	SUSTAINABLE ECONOMY	RESIDENTS CONFIDENCE IN COUNCILS APPROACH TO PLANNING AND PROVIDING SERVICES	DECISION MAKING/CONSULTATION	SOCIAL WELL-BEING
3369	WAIKATO REGIONAL COUNCIL	SUSTAINABLE ECONOMY	REGIONAL GDP CONTRIBUTED BY PRIMARY INDUSTRIES	GROSS DOMESTIC PRODUCT (GDP)	ECONOMIC WELL-BEING
3370	WAIKATO REGIONAL COUNCIL	SUSTAINABLE ECONOMY	NIGHTS IN COMMERCIAL ACCOMMODATION	TOURISM	ECONOMIC WELL-BEING
3371	WAIKATO REGIONAL COUNCIL	SUSTAINABLE ECONOMY	INCOME FROM TOURISM INTERNATIONAL AND DOMESTIC	TOURISM	ECONOMIC WELL-BEING
3372	WAIKATO REGIONAL COUNCIL	SUSTAINABLE ECONOMY	EMPLOYMENT IN THE TOURISM INDUSTRY	TOURISM	ECONOMIC WELL-BEING
3373	WAIKATO REGIONAL COUNCIL	SUSTAINABLE ECONOMY	TOTAL RESEARCH FUNDING	COUNCIL OPERATIONS	ECONOMIC WELL-BEING
3374	WAIKATO REGIONAL COUNCIL	SUSTAINABLE ECONOMY	ENROLMENTS AT TERTIARY EDUCATION INSTITUTES	TERTIARY QUALIFICATION	SOCIAL WELL-BEING
3375	WAIKATO REGIONAL COUNCIL	CULTURE AND IDENTITY	RESIDENTS RATING OF THEIR SENSE OF PRIDE IN THE WAY THEIR CITY/TOWN LOOKS AND FEELS	COMMUNITY DEVELOPMENT	SOCIAL WELL-BEING
3376	WAIKATO REGIONAL COUNCIL	CULTURE AND IDENTITY	PROPORTION OF MAORI SPEAKERS (IN MAORI AND IN TOTAL POPULATION)	POPULATION/ETHNICITY/DEMOGRAPHICS	DEMOGRAPHICS
3377	WAIKATO REGIONAL COUNCIL	CULTURE AND IDENTITY	PROPORTION OF POPULATION THAT SPEAK THE FIRST LANGUAGE OF THEIR ETHNIC GROUP	POPULATION/ETHNICITY/DEMOGRAPHICS	DEMOGRAPHICS
3378	WAIKATO REGIONAL COUNCIL	CULTURE AND IDENTITY	NUMBER OF BUILDINGS AND PLACES LISTED ON HISTORIC PLACES TRUST REGISTER	HERITAGE/HISTORIC	CULTURAL WELL-BEING
3379	WAIKATO REGIONAL COUNCIL	CULTURE AND IDENTITY	NUMBER AND PROPORTION OF HERITAGE BUILDINGS DEMOLISHED OR REMOVED FROM HERITAGE RECORDS	HERITAGE/HISTORIC	CULTURAL WELL-BEING
3380	WAIKATO REGIONAL COUNCIL	CULTURE AND IDENTITY	DESIGN OF NEW DEVELOPMENTS	PLANNING/BUILDING CONSENTS	ECONOMIC WELL-BEING
3381	WAIKATO REGIONAL COUNCIL	CULTURE AND IDENTITY	RESIDENTS SATISFACTION WITH CULTURAL FACILITIES PROVIDED	ARTS/CULTURE/MUSEUM/EVENTS	CULTURAL WELL-BEING
3382	WAIKATO REGIONAL COUNCIL	CULTURE AND IDENTITY	PARTICIPATION IN CULTURAL AND ARTS ACTIVITIES	ARTS/CULTURE/MUSEUM/EVENTS	CULTURAL WELL-BEING
3383	WAIKATO REGIONAL COUNCIL	CULTURE AND IDENTITY	PROPORTION OF COUNCILS SPENDING ON CULTURAL ACTIVITIES AND EVENTS	ARTS/CULTURE/MUSEUM/EVENTS	CULTURAL WELL-BEING
3384	WAIKATO REGIONAL COUNCIL	CULTURE AND IDENTITY	PEOPLE EMPLOYED IN THE CULTURAL SECTOR	LEVEL OF EMPLOYMENT AND BUSINESSES	ECONOMIC WELL-BEING
3385	WAIKATO REGIONAL COUNCIL	PARTICIPATION AND EQUITY	PERCENTAGE OF VOTER TURNOUT AT LOCAL AND GENERAL ELECTIONS	ELECTIONS/VOTER TURNOUT	SOCIAL WELL-BEING
3386	WAIKATO REGIONAL COUNCIL	PARTICIPATION AND EQUITY	DEGREE OF REPRESENTATION BY TANGATA WHENUA AND MINORITY GROUPS ON GOVERNANCE AND DECISION MAKING BODIES	DECISION MAKING/CONSULTATION	SOCIAL WELL-BEING
3387	WAIKATO REGIONAL COUNCIL	PARTICIPATION AND EQUITY	RESIDENTS SATISFACTION WITH COUNCILS PROVISION OF OPPORTUNITIES FOR COMMUNITY INVOLVEMENT IN DECISIONS	DECISION MAKING/CONSULTATION	SOCIAL WELL-BEING
3388	WAIKATO REGIONAL COUNCIL	PARTICIPATION AND EQUITY	PERCENTAGE OF RESIDENTS PERCEIVING THAT CULTURAL DIVERSITY MAKES THEIR REGION/CITY/TOWN A BETTER PLACE TO LIVE	ARTS/CULTURE/MUSEUM/EVENTS	CULTURAL WELL-BEING
3389	WAIMAKARIRI DISTRICT COUNCIL	THERE IS A SAFE ENVIRONMENT FOR ALL	PLANS PREPARED	PLANNING/BUILDING CONSENTS	ECONOMIC WELL-BEING
3390	WAIMAKARIRI DISTRICT COUNCIL	THERE IS A SAFE ENVIRONMENT FOR ALL	NUMBER OF HEADQUARTERS PRACTICES HAVE BEEN HELD	CRIME/SAFETY	SOCIAL WELL-BEING
3391	WAIMAKARIRI DISTRICT COUNCIL	THERE IS A SAFE ENVIRONMENT FOR ALL	NUMBER OF SCHOOL VISITS BY COUNCILS EMERGENCY MANAGEMENT AND CIVIL DEFENCE OFFICER	NATURAL DISASTER/RESILIENCE	ENVIRONMENTAL WELL-BEING
3392	WAIMAKARIRI DISTRICT COUNCIL	THERE IS A SAFE ENVIRONMENT FOR ALL	EMERGENCY SERVICES BASED IN THE DISTRICT	NATURAL DISASTER/RESILIENCE	ENVIRONMENTAL WELL-BEING
3393	WAIMAKARIRI DISTRICT COUNCIL	THERE IS A SAFE ENVIRONMENT FOR ALL	ADEQUACY OF THE NUMBER OF VOLUNTEERS AVAILABLE	VOLUNTEER/UNPAID WORK	SOCIAL WELL-BEING

Appendix A: List of Community Well-beings Outcomes and Measures by Councils

S.NO.	COUNCIL	OUTCOME	MEASURES	MEASURES BROAD GROUP	WELL-BEINGS
3394	WAIMAKARIRI DISTRICT COUNCIL	THERE IS A SAFE ENVIRONMENT FOR ALL	CHANGES IN LEVELS OF REPORTED COMMUNITY PREPAREDNESS FOR EMERGENCIES AS RECORDED IN COUNCIL MONITORING SURVEYS	NATURAL DISASTER/RESILIENCE	ENVIRONMENTAL WELL-BEING
3395	WAIMAKARIRI DISTRICT COUNCIL	THERE IS A SAFE ENVIRONMENT FOR ALL	IN THE EVENT OF AN EMERGENCY OR EMERGENCIES DURING THE REPORTING PERIOD, REPORT ON THE EFFECTIVENESS OF THE DISTRICTS RESPONSE	NATURAL DISASTER/RESILIENCE	ENVIRONMENTAL WELL-BEING
3396	WAIMAKARIRI DISTRICT COUNCIL	THERE IS A SAFE ENVIRONMENT FOR ALL	CHANGES IN NUMBER OF ROAD CRASHES AND FATALITIES AND INJURIES IN THE DISTRICT AS SUPPLIED BY NZ TRANSPORT AGENCY	ROAD ACCIDENTS/INJURIES	ECONOMIC WELL-BEING
3397	WAIMAKARIRI DISTRICT COUNCIL	THERE IS A SAFE ENVIRONMENT FOR ALL	CHANGES IN THE NUMBER OF OFFENCES COMMITTED AND CLEARANCE RATES FOR THE DISTRICT AS SUPPLIED BY THE NEW ZEALAND POLICE	CRIME/SAFETY	SOCIAL WELL-BEING
3398	WAIMAKARIRI DISTRICT COUNCIL	THERE IS A SAFE ENVIRONMENT FOR ALL	CHANGES IN LEVELS OF REPORTED VICTIMISATION AS RECORDED BY THE COUNCIL MONITORING SURVEY	CRIME/SAFETY	SOCIAL WELL-BEING
3399	WAIMAKARIRI DISTRICT COUNCIL	THERE IS A SAFE ENVIRONMENT FOR ALL	CHANGES IN NUMBER OF ACCIDENTAL INJURIES RECORDED FOR THE WAIMAKARIRI DISTRICT BY THE DISTRICT HEALTH BOARD'S EMERGENCY DEPARTMENT, THE ACCIDENT COMPENSATION CORPORATION AND LABOUR DEPARTMENT, OCCUPATIONAL HEALTH AND SAFETY	ROAD ACCIDENTS/INJURIES	ECONOMIC WELL-BEING
3400	WAIMAKARIRI DISTRICT COUNCIL	THERE IS A SAFE ENVIRONMENT FOR ALL	PROJECTS UNDERTAKEN UNDER THE WHO SAFE COMMUNITIES, AND SAFE COMMUNITIES FOUNDATION NZ	CRIME/SAFETY	SOCIAL WELL-BEING
3401	WAIMAKARIRI DISTRICT COUNCIL	THERE IS A SAFE ENVIRONMENT FOR ALL	CHANGE IN NUMBER OF NEIGHBOURHOOD WATCH GROUPS	CRIME/SAFETY	SOCIAL WELL-BEING
3402	WAIMAKARIRI DISTRICT COUNCIL	TRANSPORT IS ACCESSIBLE, CONVENIENT, RELIABLE, AFFORDABLE AND SUSTAINABLE	CHANGES IN TRAVEL TIMES BETWEEN DISTRICT AND CHRISTCHURCH AT DIFFERENT TIMES OF THE DAY AND WEEK FOR PRIVATE CARS AND PUBLIC TRANSPORT (COUNCIL TO ORGANISE MONITORING AND UNDERTAKE TRIPS BASED ON ADVICE FROM NZ TRANSPORT AGENCY)	TRANSPORT	ECONOMIC WELL-BEING
3403	WAIMAKARIRI DISTRICT COUNCIL	TRANSPORT IS ACCESSIBLE, CONVENIENT, RELIABLE, AFFORDABLE AND SUSTAINABLE	CHANGES IN OFFICIAL ESTIMATES OF ROAD QUALITY (NZ TRANSPORT AGENCY)	TRANSPORT	ECONOMIC WELL-BEING
3404	WAIMAKARIRI DISTRICT COUNCIL	TRANSPORT IS ACCESSIBLE, CONVENIENT, RELIABLE, AFFORDABLE AND SUSTAINABLE	CYCLEWAYS - CHANGING LEVELS OF PUBLIC SATISFACTION WITH CYCLEWAYS AND CYCLING OPPORTUNITIES IN THE DISTRICT	FOOTPATH/WALKING/CYCLING	ECONOMIC WELL-BEING
3405	WAIMAKARIRI DISTRICT COUNCIL	TRANSPORT IS ACCESSIBLE, CONVENIENT, RELIABLE, AFFORDABLE AND SUSTAINABLE	CHANGES IN MODE SHARE FOR TRAVEL TO WORK AS RECORDED AT EACH CENSUS	POPULATION/ETHNICITY/DEMOGRAPHICS	DEMOGRAPHICS
3406	WAIMAKARIRI DISTRICT COUNCIL	TRANSPORT IS ACCESSIBLE, CONVENIENT, RELIABLE, AFFORDABLE AND SUSTAINABLE	CHANGES IN THE FREQUENCY, ROUTES AND COST OF PUBLIC TRANSPORT SERVICES BETWEEN THE DISTRICT AND CHRISTCHURCH AND WITHIN THE DISTRICT	TRANSPORT	ECONOMIC WELL-BEING
3407	WAIMAKARIRI DISTRICT COUNCIL	TRANSPORT IS ACCESSIBLE, CONVENIENT, RELIABLE, AFFORDABLE AND SUSTAINABLE	CHANGES IN LEVEL OF PATRONAGE FOR PUBLIC TRANSPORT BETWEEN THE DISTRICT AND CHRISTCHURCH AS SUPPLIED BY ENVIRONMENT CANTERBURY	TRANSPORT	ECONOMIC WELL-BEING
3408	WAIMAKARIRI DISTRICT COUNCIL	TRANSPORT IS ACCESSIBLE, CONVENIENT, RELIABLE, AFFORDABLE AND SUSTAINABLE	CHANGES TO THE ANNUAL NUMBERS OF PEOPLE USING PUBLIC TRANSPORT SERVICES IN THE DISTRICT	TRANSPORT	ECONOMIC WELL-BEING
3409	WAIMAKARIRI DISTRICT COUNCIL	THERE IS SUFFICIENT CLEAN WATER TO MEET THE NEEDS OF COMMUNITIES AND ECOSYSTEMS	VOLUMES SUPPLIED FOR COMMUNITY WATER SUPPLIES WITH UNLIMITED SUPPLY	RIVER, LAKES, COASTAL AND GROUNDWATER	ENVIRONMENTAL WELL-BEING

Appendix A: List of Community Well-beings Outcomes and Measures by Councils

S.NO.	COUNCIL	OUTCOME	MEASURES	MEASURES BROAD GROUP	WELL-BEINGS
3410	WAIMAKARIRI DISTRICT COUNCIL	THERE IS SUFFICIENT CLEAN WATER TO MEET THE NEEDS OF COMMUNITIES AND ECOSYSTEMS	NUMBERS OF DAYS THAT CONSTRAINTS ARE APPLIED TO COMMUNITY WATER IN A SUMMER SEASON	RIVER, LAKES, COASTAL AND GROUNDWATER	ENVIRONMENTAL WELL-BEING
3411	WAIMAKARIRI DISTRICT COUNCIL	THERE IS SUFFICIENT CLEAN WATER TO MEET THE NEEDS OF COMMUNITIES AND ECOSYSTEMS	CHANGES IN TOTAL NUMBER OF WELLS AND VOLUME OF AUTHORISED TAKES FROM GROUNDWATER FOR IRRIGATION	RIVER, LAKES, COASTAL AND GROUNDWATER	ENVIRONMENTAL WELL-BEING
3412	WAIMAKARIRI DISTRICT COUNCIL	THERE IS SUFFICIENT CLEAN WATER TO MEET THE NEEDS OF COMMUNITIES AND ECOSYSTEMS	TRENDS IN GROUNDWATER LEVELS ON THE WAIMAKARIRI/ASHLEY PLAIN	RIVER, LAKES, COASTAL AND GROUNDWATER	ENVIRONMENTAL WELL-BEING
3413	WAIMAKARIRI DISTRICT COUNCIL	THERE IS SUFFICIENT CLEAN WATER TO MEET THE NEEDS OF COMMUNITIES AND ECOSYSTEMS	CHANGES IN KEY WATER QUALITY INDICATORS COMMUNITY WATER SUPPLY WELLS BY THE COUNCIL, AND THE ENVIRONMENT CANTERBURY MONITOR WELLS IN THE DISTRICT	RIVER, LAKES, COASTAL AND GROUNDWATER	ENVIRONMENTAL WELL-BEING
3414	WAIMAKARIRI DISTRICT COUNCIL	THERE IS SUFFICIENT CLEAN WATER TO MEET THE NEEDS OF COMMUNITIES AND ECOSYSTEMS	CHANGES IN THE OVERALL HEALTH OF STREAMS AS MEASURED BY AQUATIC BIODIVERSITY, STATE OF STREAM BED AND ABUNDANCE AND DIVERSITY OF BENTHIC FAUNA	ENVIRONMENT/ENVIRONMENTAL ATTITUDES	ENVIRONMENTAL WELL-BEING
3415	WAIMAKARIRI DISTRICT COUNCIL	BUSINESSES IN THE DISTRICT ARE DIVERSE, ADAPTABLE, AND GROWING	CHANGES IN THE NUMBER OF BUSINESS (EXCLUDING FARMS) AND EMPLOYEE COUNT FOR THESE BUSINESSES LOCATED IN THE DISTRICT AS RECORDED BY STATISTICS NEW ZEALAND IN FEBRUARY EACH YEAR	LEVEL OF EMPLOYMENT AND BUSINESSES	ECONOMIC WELL-BEING
3416	WAIMAKARIRI DISTRICT COUNCIL	BUSINESSES IN THE DISTRICT ARE DIVERSE, ADAPTABLE, AND GROWING	CHANGES IN THE NUMBER OF PEOPLE REPORTING WORKING IN THE DISTRICT AT EACH CENSUS, AND THE PERCENTAGE OF THE PEOPLE WORKING IN THE DISTRICT WHO ALSO LIVE IN THE DISTRICT	POPULATION/ETHNICITY/DEMOGRAPHICS	DEMOGRAPHICS
3417	WAIMAKARIRI DISTRICT COUNCIL	BUSINESSES IN THE DISTRICT ARE DIVERSE, ADAPTABLE, AND GROWING	CHANGES IN THE NUMBER OF BUSINESSES IN EACH INDUSTRIAL CATEGORY AS RECORDED BY STATISTIC NEW ZEALAND	NUMBER OF BUSINESSES	ECONOMIC WELL-BEING
3418	WAIMAKARIRI DISTRICT COUNCIL	BUSINESSES IN THE DISTRICT ARE DIVERSE, ADAPTABLE, AND GROWING	CHANGES IN THE NUMBER OF BUSINESS NEW BUSINESSES AND BUSINESSES THAT CEASE TRADING BASED IN THE DISTRICT	NUMBER OF BUSINESSES	ECONOMIC WELL-BEING
3419	WAIMAKARIRI DISTRICT COUNCIL	BUSINESSES IN THE DISTRICT ARE DIVERSE, ADAPTABLE, AND GROWING	CHANGES IN THE NUMBER OF COURSES BEING OFFERED BY ENTERPRISE NORTH CANTERBURY AND OTHER TRAINERS	BUSINESS CONFIDENCE	ECONOMIC WELL-BEING
3420	WAIMAKARIRI DISTRICT COUNCIL	BUSINESSES IN THE DISTRICT ARE DIVERSE, ADAPTABLE, AND GROWING	CHANGES IN THE NUMBER OF PEOPLE ATTENDING COURSES IN THE DISTRICT	QUALIFICATION/SCHOOL	SOCIAL WELL-BEING
3421	WAIMAKARIRI DISTRICT COUNCIL	BUSINESSES IN THE DISTRICT ARE DIVERSE, ADAPTABLE, AND GROWING	CHANGES IN THE NUMBER OF YOUNG PEOPLE ON APPRENTICESHIPS WORKING IN DISTRICT BASED BUSINESSES	APPRENTICESHIPS FOR YOUNG PEOPLE	ECONOMIC WELL-BEING
3422	WAIMAKARIRI DISTRICT COUNCIL	CORE UTILITY SERVICES ARE PROVIDED IN A TIMELY, SUSTAINABLE AND AFFORDABLE MANNER	CHANGES IN THE NUMBER OF BREACHES IN CONSENT CONDITIONS FOR COMMUNITY SEWAGE AND STORMWATER DISCHARGES	ENVIRONMENT/ENVIRONMENTAL ATTITUDES	ENVIRONMENTAL WELL-BEING
3423	WAIMAKARIRI DISTRICT COUNCIL	CORE UTILITY SERVICES ARE PROVIDED IN A TIMELY, SUSTAINABLE AND AFFORDABLE MANNER	CHANGES IN THE NUMBER OF REPORTS TO COMMUNITY AND PUBLIC HEALTH FOR NITRATE TESTS FOR PUBLIC WELLS THAT ARE ABOVE HALF OF THE MAXIMUM ACCEPTABLE VALUE H3576 (MAV) ON THE SCALE THAT SETS 50 AS THE MAV	ENVIRONMENT/ENVIRONMENTAL ATTITUDES	ENVIRONMENTAL WELL-BEING

Appendix A: List of Community Well-beings Outcomes and Measures by Councils

S.NO.	COUNCIL	OUTCOME	MEASURES	MEASURES BROAD GROUP	WELL-BEINGS
3424	WAIMAKARIRI DISTRICT COUNCIL	CORE UTILITY SERVICES ARE PROVIDED IN A TIMELY, SUSTAINABLE AND AFFORDABLE MANNER	CHANGES IN THE VOLUME OF WASTE TO LANDFILL PER CAPITA	WASTE TO LANDFILL	ENVIRONMENTAL WELL-BEING
3425	WAIMAKARIRI DISTRICT COUNCIL	CORE UTILITY SERVICES ARE PROVIDED IN A TIMELY, SUSTAINABLE AND AFFORDABLE MANNER	CHANGES IN THE VOLUME OF MATERIALS RECYCLED PER CAPITA	RECYCLING/GREEN WASTE	ENVIRONMENTAL WELL-BEING
3426	WAIMAKARIRI DISTRICT COUNCIL	CORE UTILITY SERVICES ARE PROVIDED IN A TIMELY, SUSTAINABLE AND AFFORDABLE MANNER	CHANGES IN LEVELS OF SATISFACTION WITH TELECOMMUNICATIONS AND ELECTRICITY SUPPLIES INCLUDING SERVICE, AVAILABILITY AND COST, AS RECORDED BY THE COUNCIL MONITORING SURVEY	ENERGY USAGE	ENVIRONMENTAL WELL-BEING
3427	WAIMAKARIRI DISTRICT COUNCIL	CORE UTILITY SERVICES ARE PROVIDED IN A TIMELY, SUSTAINABLE AND AFFORDABLE MANNER	CHANGES IN SUPPLY AVAILABILITY AND RELIABILITY AS RECORDED BY SERVICE PROVIDERS	ENERGY USAGE	ENVIRONMENTAL WELL-BEING
3428	WAIMAKARIRI DISTRICT COUNCIL	THE COMMUNITY'S NEEDS FOR HEALTH AND SOCIAL SERVICES ARE MET	CHANGES IN THE NUMBER AND RANGE OF HEALTH AND SOCIAL SERVICE PROVIDERS AND PROGRAMMES OFFERED IN THE DISTRICT AS RECORDED BY THE COUNCIL'S ORGANISATIONS AND SERVICES DATABASE	HEALTH/HEALTH SERVICES	SOCIAL WELL-BEING
3429	WAIMAKARIRI DISTRICT COUNCIL	THE COMMUNITY'S NEEDS FOR HEALTH AND SOCIAL SERVICES ARE MET	CHANGES IN THE NUMBER AND RANGE OF SERVICES BEING PROVIDED BY COMMUNITY BASED SERVICES, AND THE NUMBER OF PEOPLE INVOLVED WITH THE SERVICES SUCH AS MEALS ON WHEELS AS RECORDED BY THE COUNCIL'S COMMUNITY ORGANISATIONS AND SERVICES DATABASE	COMMUNITY DEVELOPMENT	SOCIAL WELL-BEING
3430	WAIMAKARIRI DISTRICT COUNCIL	THE AIR IS CLEAN	CHANGES IN THE LEVELS OF PM10 RECORDED IN KAIAPOI AND RANGIORA DURING THE WINTER AS PROVIDED BY ENVIRONMENT CANTERBURY	AIR QUALITY	ENVIRONMENTAL WELL-BEING
3431	WAIMAKARIRI DISTRICT COUNCIL	THE AIR IS CLEAN	CHANGES IN THE NUMBER OF HOMES REPORTING DIFFERENT METHODS OF HOME HEATING AS RECORDED IN SURVEYS UNDERTAKEN BY ENVIRONMENT CANTERBURY AND FROM THE HOUSEHOLD SECTION OF THE CENSUS	ENERGY USAGE	ENVIRONMENTAL WELL-BEING
3432	WAIMAKARIRI DISTRICT COUNCIL	THE AIR IS CLEAN	COMPLAINTS ABOUT ODOURS, INCLUDING FIRES, REPORTED TO THE WAIMAKARIRI DISTRICT COUNCIL AND/OR ENVIRONMENT CANTERBURY	ENVIRONMENT/ENVIRONMENTAL ATTITUDES	ENVIRONMENTAL WELL-BEING
3433	WAIMAKARIRI DISTRICT COUNCIL	THE LAND IS HEALTHY	CHANGES IN MEASURES OF SOIL QUALITY AND PLANT COVER AS PROVIDED BY ENVIRONMENT CANTERBURY AND MINISTRY OF AGRICULTURE, AGRIQUALITY	ENVIRONMENT/ENVIRONMENTAL ATTITUDES	ENVIRONMENTAL WELL-BEING
3434	WAIMAKARIRI DISTRICT COUNCIL	THE LAND IS HEALTHY	CHANGES IN THE EXTENT AND TYPE OF SHELTER PLANTING IN THE DISTRICT'S RURAL ZONE, AS MEASURED THROUGH LAND COVER SURVEYS	ENVIRONMENT/ENVIRONMENTAL ATTITUDES	ENVIRONMENTAL WELL-BEING
3435	WAIMAKARIRI DISTRICT COUNCIL	THE LAND IS HEALTHY	CHANGES IN EXTENT OF CONTAMINATED LAND, AS MEASURED BY SURVEY	ENVIRONMENT/ENVIRONMENTAL ATTITUDES	ENVIRONMENTAL WELL-BEING
3436	WAIMAKARIRI DISTRICT COUNCIL	THERE ARE AREAS OF SIGNIFICANT INDIGENOUS VEGETATION AND HABITATS FOR INDIGENOUS FAUNA	CHANGES IN THE NUMBER OF SITES LISTED IN THE DISTRICT PLAN	HERITAGE/HISTORIC	CULTURAL WELL-BEING
3437	WAIMAKARIRI DISTRICT COUNCIL	THERE ARE AREAS OF SIGNIFICANT INDIGENOUS VEGETATION AND HABITATS FOR INDIGENOUS FAUNA	CHANGES IN THE QUALITY OF THE INDIGENOUS VEGETATION/HABITATS ON SITES LISTED IN THE DISTRICT PLAN, AS ASSESSED BY RELEVANT LAND COVER/VEGETATION SURVEYS	NATIVE VEGETATION	ENVIRONMENTAL WELL-BEING

Appendix A: List of Community Well-beings Outcomes and Measures by Councils

S.NO.	COUNCIL	OUTCOME	MEASURES	MEASURES BROAD GROUP	WELL-BEINGS
3438	WAIMAKARIRI DISTRICT COUNCIL	THERE ARE AREAS OF SIGNIFICANT INDIGENOUS VEGETATION AND HABITATS FOR INDIGENOUS FAUNA	CHANGES IN THE NUMBER GROUPS INVOLVED WITH CONSERVATION ACTIVITIES, SUCH AS LAND CARE AND COAST CARE GROUPS, ACTIVE IN THE DISTRICT AS RECORDED ON THE COUNCIL'S ORGANISATIONS DATABASE	RIVER, LAKES, COASTAL AND GROUNDWATER	ENVIRONMENTAL WELL-BEING
3439	WAIMAKARIRI DISTRICT COUNCIL	THERE ARE AREAS OF SIGNIFICANT INDIGENOUS VEGETATION AND HABITATS FOR INDIGENOUS FAUNA	CHANGES IN THE NUMBER OF INDIVIDUALS/COMPANIES/TRUSTS WITH LAND FOR CONSERVATION PURPOSES COVENANTED WITH THE QEII TRUST, THE DEPARTMENT OF CONSERVATION OR THE COUNCIL, AND THE AREA OF COVENANTED LAND	ENVIRONMENT/ENVIRONMENTAL ATTITUDES	ENVIRONMENTAL WELL-BEING
3440	WAIMAKARIRI DISTRICT COUNCIL	THE COMMUNITY'S CULTURES ARTS AND HERITAGE ARE CONSERVED AND CELEBRATED	CHANGE IN NUMBER OF HERITAGE SITES IN THE DISTRICT PLAN'S HERITAGE APPENDIX	HERITAGE/HISTORIC	CULTURAL WELL-BEING
3441	WAIMAKARIRI DISTRICT COUNCIL	THE COMMUNITY'S CULTURES ARTS AND HERITAGE ARE CONSERVED AND CELEBRATED	CHANGES IN THE LEVEL OF SUPPORT PROVIDED BY THE COUNCIL FOR THE MAINTENANCE OF HERITAGE RESOURCES	HERITAGE/HISTORIC	CULTURAL WELL-BEING
3442	WAIMAKARIRI DISTRICT COUNCIL	THE COMMUNITY'S CULTURES ARTS AND HERITAGE ARE CONSERVED AND CELEBRATED	CHANGES IN THE NUMBER OF ARTS AND CULTURAL COMMUNITY EVENTS HELD ANNUALLY IN THE DISTRICT, INCLUDING EVENTS TO CELEBRATE THE DIFFERENT CULTURES OF PEOPLE LIVING IN THE WAIMAKARIRI DISTRICT. AS INVENTORIED BY SURVEY	ARTS/CULTURE/MUSEUM/EVENTS	CULTURAL WELL-BEING
3443	WAIMAKARIRI DISTRICT COUNCIL	THE COMMUNITY'S CULTURES ARTS AND HERITAGE ARE CONSERVED AND CELEBRATED	CHANGES IN THE NUMBER OF COMMUNITY GROUPS BASED IN THE WAIMAKARIRI DISTRICT OFFERING OPPORTUNITIES FOR PEOPLE TO PARTICIPATE IN ARTS AND CULTURAL ACTIVITIES	SOCIAL CONNECTION	SOCIAL WELL-BEING
3444	WAIMAKARIRI DISTRICT COUNCIL	THE COMMUNITY'S CULTURES ARTS AND HERITAGE ARE CONSERVED AND CELEBRATED	CHANGES IN THE LEVEL OF SATISFACTION WITH OPPORTUNITIES TO PARTICIPATE IN ARTS AND CULTURAL ACTIVITIES IN THE DISTRICT AS MEASURED BY THE COUNCIL MONITORING SURVEYS	ARTS/CULTURE/MUSEUM/EVENTS	CULTURAL WELL-BEING
3445	WAIMAKARIRI DISTRICT COUNCIL	PUBLIC SPACES AND FACILITIES ARE PLENTIFUL, ACCESSIBLE AND HIGH QUALITY	CHANGES IN THE SEASONAL SWIMMING WATER QUALITY MEASUREMENTS (AS PROVIDED BY ENVIRONMENT CANTERBURY) AND PRESENTLY AVAILABLE AT THE FOLLOWING POINTS	RIVER, LAKES, COASTAL AND GROUNDWATER	ENVIRONMENTAL WELL-BEING
3446	WAIMAKARIRI DISTRICT COUNCIL	PUBLIC SPACES AND FACILITIES ARE PLENTIFUL, ACCESSIBLE AND HIGH QUALITY	WAIMAKARIRI RIVER MOUTH	RIVER, LAKES, COASTAL AND GROUNDWATER	ENVIRONMENTAL WELL-BEING
3447	WAIMAKARIRI DISTRICT COUNCIL	PUBLIC SPACES AND FACILITIES ARE PLENTIFUL, ACCESSIBLE AND HIGH QUALITY	WAIMAKARIRI RIVER JET BOAT RAMP	RIVER, LAKES, COASTAL AND GROUNDWATER	ENVIRONMENTAL WELL-BEING
3448	WAIMAKARIRI DISTRICT COUNCIL	PUBLIC SPACES AND FACILITIES ARE PLENTIFUL, ACCESSIBLE AND HIGH QUALITY	CUST/MAIN DRAIN	SEWERAGE/WASTEWATER	ENVIRONMENTAL WELL-BEING
3449	WAIMAKARIRI DISTRICT COUNCIL	PUBLIC SPACES AND FACILITIES ARE PLENTIFUL, ACCESSIBLE AND HIGH QUALITY	KAIAPOI RIVER	RIVER, LAKES, COASTAL AND GROUNDWATER	ENVIRONMENTAL WELL-BEING
3450	WAIMAKARIRI DISTRICT COUNCIL	PUBLIC SPACES AND FACILITIES ARE PLENTIFUL, ACCESSIBLE AND HIGH QUALITY	PINES BEACH	RIVER, LAKES, COASTAL AND GROUNDWATER	ENVIRONMENTAL WELL-BEING
3451	WAIMAKARIRI DISTRICT COUNCIL	PUBLIC SPACES AND FACILITIES ARE PLENTIFUL, ACCESSIBLE AND HIGH QUALITY	WOODEND BEACH	RIVER, LAKES, COASTAL AND GROUNDWATER	ENVIRONMENTAL WELL-BEING
3452	WAIMAKARIRI DISTRICT COUNCIL	PUBLIC SPACES AND FACILITIES ARE PLENTIFUL, ACCESSIBLE AND HIGH QUALITY	WAIKUKU BEACH	RIVER, LAKES, COASTAL AND GROUNDWATER	ENVIRONMENTAL WELL-BEING

Appendix A: List of Community Well-beings Outcomes and Measures by Councils

S.NO.	COUNCIL	OUTCOME	MEASURES	MEASURES BROAD GROUP	WELL-BEINGS
3453	WAIMAKARIRI DISTRICT COUNCIL	PUBLIC SPACES AND FACILITIES ARE PLENTIFUL, ACCESSIBLE AND HIGH QUALITY	ASHLEY RIVER/RAKAHURI ESTUARY	RIVER, LAKES, COASTAL AND GROUNDWATER	ENVIRONMENTAL WELL-BEING
3454	WAIMAKARIRI DISTRICT COUNCIL	PUBLIC SPACES AND FACILITIES ARE PLENTIFUL, ACCESSIBLE AND HIGH QUALITY	ASHLEY RIVER/RAKAHURI GORGE	RIVER, LAKES, COASTAL AND GROUNDWATER	ENVIRONMENTAL WELL-BEING
3455	WAIMAKARIRI DISTRICT COUNCIL	PUBLIC SPACES AND FACILITIES ARE PLENTIFUL, ACCESSIBLE AND HIGH QUALITY	CHANGE IN THE NUMBER AND AREA OF OPEN SPACES AVAILABLE TO THE PUBLIC, INCLUDING PUBLIC PARKS, CYCLEWAYS AND WALKWAYS, AND ESPLANADE RESERVES AND STRIPS	FOOTPATH/WALKING/CYCLING	ECONOMIC WELL-BEING
3456	WAIMAKARIRI DISTRICT COUNCIL	PUBLIC SPACES AND FACILITIES ARE PLENTIFUL, ACCESSIBLE AND HIGH QUALITY	CHANGES IN THE NUMBER AND TYPE OF COMMUNITY AND RECREATION FACILITIES AVAILABLE IN THE DISTRICT, RELATIVE TO THE NUMBER OF PEOPLE LIVING IN THE DISTRICT, EXPRESSED AS RATIOS	RECREATIONAL FACILITIES	SOCIAL WELL-BEING
3457	WAIMAKARIRI DISTRICT COUNCIL	PUBLIC SPACES AND FACILITIES ARE PLENTIFUL, ACCESSIBLE AND HIGH QUALITY	CHANGES IN THE LEVEL OF SATISFACTION WITH THE PUBLIC PLACES AND SPACES, OPPORTUNITIES TO ENJOY THE OUTDOORS, AND THE COMMUNITY AND RECREATION FACILITIES IN THE DISTRICT AS MEASURED BY THE COUNCIL MONITORING SURVEY	RECREATIONAL FACILITIES	SOCIAL WELL-BEING
3458	WAIMAKARIRI DISTRICT COUNCIL	PUBLIC SPACES AND FACILITIES ARE PLENTIFUL, ACCESSIBLE AND HIGH QUALITY	CHANGES IN THE USE OF RIVERS IN THE DISTRICT BY ANGLERS	RIVER, LAKES, COASTAL AND GROUNDWATER	ENVIRONMENTAL WELL-BEING
3459	WAIMAKARIRI DISTRICT COUNCIL	THE DISTINCTIVE CHARACTER OF OUR TOWNS, VILLAGES AND RURAL AREAS IS MAINTAINED	CHANGES IN THE LEVEL OF SATISFACTION WITH THE CENTRES OF THE DISTRICT'S MAIN TOWNS AS MEASURED BY THE COUNCIL MONITORING SURVEY, AND BY INTERCEPT SURVEYS CONDUCTED AT REGULAR INTERVALS	CBD: CITY CENTRE	SOCIAL WELL-BEING
3460	WAIMAKARIRI DISTRICT COUNCIL	THE DISTINCTIVE CHARACTER OF OUR TOWNS, VILLAGES AND RURAL AREAS IS MAINTAINED	CHANGES IN THE NUMBER AND TYPE OF FARMS IN THE DISTRICT, AND THE NUMBERS OF KEY CATEGORIES OF LIVESTOCK E.G. DAIRY, CATTLE, SHEEP, DEER ETC AS MEASURED BY THE STATISTICS NEW ZEALAND AGRICULTURAL CENSUS (IF AVAILABLE)	AGRICULTURE/DAIRY	ECONOMIC WELL-BEING
3461	WAIMAKARIRI DISTRICT COUNCIL	THE DISTINCTIVE CHARACTER OF OUR TOWNS, VILLAGES AND RURAL AREAS IS MAINTAINED	CHANGES IN THE NUMBER AND SIZE OF HOLDINGS IN THE DISTRICTS RURAL ZONE	POPULATION/ETHNICITY/DEMOGRAPHICS	DEMOGRAPHICS
3462	WAIMAKARIRI DISTRICT COUNCIL	PEOPLE HAVE WIDE RANGING OPPORTUNITIES FOR LEARNING AND BEING INFORMED	CHANGES IN THE AVERAGE NUMBER OF CHILDREN PER CLASS AT THE DISTRICT'S PRIMARY SCHOOLS	QUALIFICATION/SCHOOL	SOCIAL WELL-BEING
3463	WAIMAKARIRI DISTRICT COUNCIL	PEOPLE HAVE WIDE RANGING OPPORTUNITIES FOR LEARNING AND BEING INFORMED	CHANGES IN THE RATIO OF COMPUTERS TO CHILDREN IN THE DISTRICT'S SCHOOLS	QUALIFICATION/SCHOOL	SOCIAL WELL-BEING
3464	WAIMAKARIRI DISTRICT COUNCIL	PEOPLE HAVE WIDE RANGING OPPORTUNITIES FOR LEARNING AND BEING INFORMED	CHANGES IN MEMBERSHIP OF THE WAIMAKARIRI DISTRICT LIBRARY SERVICE	LIBRARY	SOCIAL WELL-BEING
3465	WAIMAKARIRI DISTRICT COUNCIL	PEOPLE HAVE WIDE RANGING OPPORTUNITIES FOR LEARNING AND BEING INFORMED	CHANGES IN THE NUMBER OF HOMES WITH ACCESS TO THE INTERNET AS MEASURED BY THE STATISTICS NEW ZEALAND CENSUS	PHONE/MOBILE/INTERNET	ECONOMIC WELL-BEING
3466	WAIMAKARIRI DISTRICT COUNCIL	PEOPLE HAVE WIDE RANGING OPPORTUNITIES FOR LEARNING AND BEING INFORMED	CHANGES IN THE COVERAGE WITHIN THE DISTRICT WHERE BROADBAND INTERNET SERVICES ARE AVAILABLE, AND THEIR BANDWIDTH	PHONE/MOBILE/INTERNET	ECONOMIC WELL-BEING

Appendix A: List of Community Well-beings Outcomes and Measures by Councils

S.NO.	COUNCIL	OUTCOME	MEASURES	MEASURES BROAD GROUP	WELL-BEINGS
3467	WAIMAKARIRI DISTRICT COUNCIL	PEOPLE ARE FRIENDLY AND CARING, CREATING A STRONG SENSE OF COMMUNITY IN OUR DISTRICT	CHANGES IN THE NUMBER OF COMMUNITY BASED GROUPS OFFERING OPPORTUNITIES FOR PEOPLE TO PARTICIPATE IN COMMUNITY AND RECREATION ACTIVITIES, E.G. CHURCHES, SERVICE CLUBS, SERVICE PROVIDER/SUPPORT GROUPS HOBBY AND CRAFT GROUPS, SPORTS CLUBS	SPORTS	SOCIAL WELL-BEING
3468	WAIMAKARIRI DISTRICT COUNCIL	PEOPLE ARE FRIENDLY AND CARING, CREATING A STRONG SENSE OF COMMUNITY IN OUR DISTRICT	CHANGES IN THE LEVEL OF ASSESSMENTS OF HOW EASY IT IS TO GET TO KNOW PEOPLE IN THE DISTRICT AS MEASURED BY THE COUNCIL MONITORING SURVEYS AND THE COUNCILS NEW RESIDENTS SURVEYS	SOCIAL CONNECTION	SOCIAL WELL-BEING
3469	WAIMAKARIRI DISTRICT COUNCIL	PEOPLE ARE FRIENDLY AND CARING, CREATING A STRONG SENSE OF COMMUNITY IN OUR DISTRICT	CHANGES IN THE LEVEL OF USE BY CHILDREN AND YOUNG PEOPLE OF THE WAIMAKARIRI DISTRICT LIBRARY SERVICE, AND THE COUNCIL OPERATED SWIMMING POOLS AS MEASURED BY THE COUNCIL'S THREE YEARLY CUSTOMER SURVEY	COUNCIL OPERATIONS	SOCIAL WELL-BEING
3470	WAIMAKARIRI DISTRICT COUNCIL	PEOPLE ARE FRIENDLY AND CARING, CREATING A STRONG SENSE OF COMMUNITY IN OUR DISTRICT	SATISFACTION SURVEY, AND THE COUNCIL MONITORING SURVEYS	QUALITY OF LIFE	SOCIAL WELL-BEING
3471	WAIMAKARIRI DISTRICT COUNCIL	PEOPLE ARE FRIENDLY AND CARING, CREATING A STRONG SENSE OF COMMUNITY IN OUR DISTRICT	CHANGES IN THE LEVEL OF SATISFACTION THAT THE PARTICULAR RECREATIONAL NEEDS OF CHILDREN AND YOUNG PEOPLE LIVING IN THE DISTRICT ARE BEING MET AS MEASURED BY THE COUNCIL MONITORING SURVEYS	COUNCIL OPERATIONS	SOCIAL WELL-BEING
3472	WAIMAKARIRI DISTRICT COUNCIL	PUBLIC ORGANISATIONS GIVE EFFECT TO THE SPIRIT OF THE TREATY OF WAITANGI	ACTIONS TAKEN TO CONTINUE TO BUILD THE RELATIONSHIP BETWEEN TE NGAI TUAHURIRI RUNANGA AND THE WAIMAKARIRI DISTRICT COUNCIL	ELECTED MEMBERS	SOCIAL WELL-BEING
3473	WAIMAKARIRI DISTRICT COUNCIL	THERE ARE WIDE RANGING OPPORTUNITIES FOR PEOPLE TO CONTRIBUTE TO THE DECISIONMAKING BY PUBLIC ORGANISATIONS THAT AFFECTS OUR DISTRICT	CHANGES IN THE NUMBER OF PUBLIC ORGANISATIONS THAT INITIATE CONSULTATION IN THE WAIMAKARIRI DISTRICT CONCERNING MATTERS AFFECTING THE DISTRICT	DECISION MAKING/CONSULTATION	SOCIAL WELL-BEING
3474	WAIMAKARIRI DISTRICT COUNCIL	THERE ARE WIDE RANGING OPPORTUNITIES FOR PEOPLE TO CONTRIBUTE TO THE DECISIONMAKING BY PUBLIC ORGANISATIONS THAT AFFECTS OUR DISTRICT	CHANGES IN THE LEVEL OF RESPONSIVENESS OF PUBLIC ORGANISATIONS TO THE VIEWS EXPRESSED BY THE COMMUNITY WHEN CONSULTED, AS INDICATED THROUGH THE MONITORING SURVEY	COMMUNITY DEVELOPMENT	SOCIAL WELL-BEING
3475	WAIMATE DISTRICT COUNCIL	GOVERNANCE	THE COUNCIL ENSURES THAT THE STEWARDSHIP OF RATEPAYERS ASSETS AND FUNDING IS EFFECTIVE AND EFFICIENT	COUNCIL OPERATIONS	ECONOMIC WELL-BEING
3476	WAIMATE DISTRICT COUNCIL	GOVERNANCE	THE COUNCIL'S DECISION-MAKING PROCESSES ARE WELL SERVED WITH INFORMATION ABOUT STATUTES, TECHNICAL REQUIREMENTS AND COMMUNITY OPINION	DECISION MAKING/CONSULTATION	SOCIAL WELL-BEING
3477	WAIMATE DISTRICT COUNCIL	GOVERNANCE	THE COUNCIL ADVOCATES FOR CENTRAL GOVERNMENT POLICY THAT MEETS THE NEEDS OF THE COMMUNITY	COMMUNITY DEVELOPMENT	SOCIAL WELL-BEING
3478	WAIMATE DISTRICT COUNCIL	GOVERNANCE	THE COUNCIL PROMOTES AND ENFORCES CENTRAL GOVERNMENT POLICY WHERE REQUIRED TO DO SO BY STATUTE	COUNCIL OPERATIONS	ECONOMIC WELL-BEING
3479	WAIMATE DISTRICT COUNCIL	GOVERNANCE	THE COUNCIL EXERCISES ITS UNIQUE ABILITY TO INTERACT WITH REGIONAL AND CENTRAL GOVERNMENT AGENCIES TO ACHIEVE ENHANCED SERVICES FOR OUR DISTRICT	COUNCIL OPERATIONS	ECONOMIC WELL-BEING

Appendix A: List of Community Well-beings Outcomes and Measures by Councils

S.NO.	COUNCIL	OUTCOME	MEASURES	MEASURES BROAD GROUP	WELL-BEINGS
3480	WAIMATE DISTRICT COUNCIL	GOVERNANCE	THE COUNCIL PROVIDES WAYS TO INFORM AND ASSIST CITIZENS WITH MEETING THEIR SOCIAL, CULTURAL, ENVIRONMENTAL AND ECONOMIC NEEDS	ENVIRONMENT/ENVIRONMENTAL ATTITUDES	ENVIRONMENTAL WELL-BEING
3481	WAIMATE DISTRICT COUNCIL	GOVERNANCE	THE WAIMATE DISTRICT COUNCIL IS ADEQUATELY FUNDED WHEN TAKING ON CENTRAL GOVERNMENT RESPONSIBILITIES	COUNCIL OPERATIONS	ECONOMIC WELL-BEING
3482	WAIMATE DISTRICT COUNCIL	GOVERNANCE	COUNCIL AND COMMUNITY CONSULTATION PROCESSES PROVIDE REAL AND EFFECTIVE COMMUNITY PARTICIPATION IN SIGNIFICANT DECISION-MAKING	DECISION MAKING/CONSULTATION	SOCIAL WELL-BEING
3483	WAIMATE DISTRICT COUNCIL	GOVERNANCE	THE COUNCIL'S OPERATIONS PROVIDE A HIGH LEVEL OF PUBLIC ACCESSIBILITY, TRANSPARENCY AND ACCOUNTABILITY	COUNCIL OPERATIONS	ECONOMIC WELL-BEING
3484	WAIMATE DISTRICT COUNCIL	GOVERNANCE	THE COUNCIL MAINTAINS ITS INTERNAL ORGANISATION AND STAFFING TO MAXIMISE EFFICIENT DELIVERY OF ITS SERVICES TO ITS CITIZENS	COUNCIL OPERATIONS	ECONOMIC WELL-BEING
3485	WAIMATE DISTRICT COUNCIL	GOVERNANCE	HELP AND ADVICE IS AVAILABLE FOR ALL IMPORTANT ISSUES AND SERVICES	COMMUNITY DEVELOPMENT	SOCIAL WELL-BEING
3486	WAIMATE DISTRICT COUNCIL	GOVERNANCE	THE COMMUNITY HAS READY ACCESS TO INFORMATION ABOUT THE COUNCILS OPERATIONS	COMMUNITY DEVELOPMENT	SOCIAL WELL-BEING
3487	WAIMATE DISTRICT COUNCIL	GOVERNANCE	THERE ARE FEW BARRIERS TO ANYONE SERVING ON COUNCIL	ELECTED MEMBERS	SOCIAL WELL-BEING
3488	WAIMATE DISTRICT COUNCIL	GOVERNANCE	ALL CITIZENS ARE ADEQUATELY REPRESENTED	ELECTED MEMBERS	SOCIAL WELL-BEING
3489	WAIMATE DISTRICT COUNCIL	GOVERNANCE	THE COUNCIL ENSURES THAT ITS INTERNAL OPERATIONS ARE EFFICIENT AND COST-EFFECTIVE	COUNCIL OPERATIONS	ECONOMIC WELL-BEING
3490	WAIMATE DISTRICT COUNCIL	GOVERNANCE	ETHNIC AND AGE-RELATED - ROLE MODELS EXISTS FOR ALL CITIZENS	POPULATION/ETHNICITY/DEMOGRAPHICS	DEMOGRAPHICS
3491	WAIMATE DISTRICT COUNCIL	GOVERNANCE	THE COUNCIL SUPPORTS INITIATIVES AND PROJECTS THAT BENEFIT THE WIDER COMMUNITY WITHOUT UNDULY LOADING COUNCIL OPERATIONS	COMMUNITY DEVELOPMENT	SOCIAL WELL-BEING
3492	WAIMATE DISTRICT COUNCIL	GOVERNANCE	SPECIFIC YOUTH FACILITIES EXIST INCLUDING SAFE MEETING PLACES AND RECREATIONAL FACILITIES AIMED AT EACH SPECIFIC SECTOR	RECREATIONAL FACILITIES	SOCIAL WELL-BEING
3493	WAIMATE DISTRICT COUNCIL	GOVERNANCE	THE COUNCIL PROMOTES THE USE OF RURAL COMMUNITY CENTRES	COMMUNITY DEVELOPMENT	SOCIAL WELL-BEING
3494	WAIMATE DISTRICT COUNCIL	GOVERNANCE	RURAL COMMUNITY CENTRES THAT NEED TO BE SUSTAINED HAVE BEEN IDENTIFIED AS 'SIGNIFICANT' (E.G. ST ANDREWS, MORVEN ETC)	COMMUNITY DEVELOPMENT	SOCIAL WELL-BEING
3495	WAIMATE DISTRICT COUNCIL	GOVERNANCE	THE COUNCIL'S DISTRICT PLAN AND ITS DEPLOYMENT MEETS THE BALANCED SOCIAL, CULTURAL, ENVIRONMENTAL AND ECONOMIC NEEDS OF THE COMMUNITY	ENVIRONMENT/ENVIRONMENTAL ATTITUDES	ENVIRONMENTAL WELL-BEING
3496	WAIMATE DISTRICT COUNCIL	ENVIRONMENTAL	BUILDINGS ARE GENERALLY ATTRACTIVE AND WELL-MAINTAINED	PLANNING/BUILDING CONSENTS	ECONOMIC WELL-BEING
3497	WAIMATE DISTRICT COUNCIL	ENVIRONMENTAL	THE DISTRICT HAS ATTRACTIVE TOWNSCAPES	CBD: CITY CENTRE	SOCIAL WELL-BEING
3498	WAIMATE DISTRICT COUNCIL	ENVIRONMENTAL	NOXIOUS PLANTS HAVE BEEN ERADICATED	ENVIRONMENT/ENVIRONMENTAL ATTITUDES	ENVIRONMENTAL WELL-BEING
3499	WAIMATE DISTRICT COUNCIL	ENVIRONMENTAL	ROADSIDES ARE TIDY AND MAINTAINED	TRANSPORT	ECONOMIC WELL-BEING
3500	WAIMATE DISTRICT COUNCIL	ENVIRONMENTAL	WAIMATE PRESERVES ITS COUNTRY TOWN IMAGE	PARKS/RESERVES/OPEN SPACES	ENVIRONMENTAL WELL-BEING
3501	WAIMATE DISTRICT COUNCIL	ENVIRONMENTAL	LANDSCAPE VALUES HAVE BEEN IDENTIFIED AND INCORPORATED IN DISTRICT PLANNING	PLANNING/BUILDING CONSENTS	ECONOMIC WELL-BEING
3502	WAIMATE DISTRICT COUNCIL	ENVIRONMENTAL	DERELICT BUILDINGS, MACHINERY AND VEHICLES ARE NOT VISIBLE	PLANNING/BUILDING CONSENTS	ECONOMIC WELL-BEING
3503	WAIMATE DISTRICT COUNCIL	ENVIRONMENTAL	COUNCIL SERVICES COMPLY WITH SUSTAINABLE MANAGEMENT PRINCIPLES THAT PROTECT AND ENHANCE THE ENVIRONMENT	COUNCIL OPERATIONS	ECONOMIC WELL-BEING

Appendix A: List of Community Well-beings Outcomes and Measures by Councils

S.NO.	COUNCIL	OUTCOME	MEASURES	MEASURES BROAD GROUP	WELL-BEINGS
3504	WAIMATE DISTRICT COUNCIL	ENVIRONMENTAL	ADEQUATE CONTROLS EXIST TO PREVENT INDUSTRIAL ABUSE OF THE ENVIRONMENT	ENVIRONMENT/ENVIRONMENTAL ATTITUDES	ENVIRONMENTAL WELL-BEING
3505	WAIMATE DISTRICT COUNCIL	ENVIRONMENTAL	THERE IS AN ENHANCED RECOGNITION OF OPPORTUNITIES WITHIN THE WAIMATE DISTRICT	BUSINESS CONFIDENCE	ECONOMIC WELL-BEING
3506	WAIMATE DISTRICT COUNCIL	ENVIRONMENTAL	NON-SUSTAINABLE FARMING METHODS ARE NO LONGER EMPLOYED IN THE DISTRICT	AGRICULTURE/DAIRY	ECONOMIC WELL-BEING
3507	WAIMATE DISTRICT COUNCIL	ENVIRONMENTAL	THE COUNCIL FACILITATES INITIATIVES THAT ASSIST THE COMMUNITY TO BECOME MORE SELF-RELIANT	COMMUNITY DEVELOPMENT	SOCIAL WELL-BEING
3508	WAIMATE DISTRICT COUNCIL	ENVIRONMENTAL	PUBLIC TRANSPORT USED AS ALTERNATIVE TO INCREASED USE OF PRIVATE CARS	TRANSPORT	ECONOMIC WELL-BEING
3509	WAIMATE DISTRICT COUNCIL	ENVIRONMENTAL	CONTROLS ON INDUSTRY AND COMMERCE ENSURE PROTECTION OF THE ENVIRONMENT	ENVIRONMENT/ENVIRONMENTAL ATTITUDES	ENVIRONMENTAL WELL-BEING
3510	WAIMATE DISTRICT COUNCIL	ENVIRONMENTAL	THE COUNCIL MANAGES WAYS IN WHICH THE COMMUNITY CAN ASSIST COUNCIL IN ITS OPERATIONS	COMMUNITY DEVELOPMENT	SOCIAL WELL-BEING
3511	WAIMATE DISTRICT COUNCIL	ENVIRONMENTAL	HAZARDOUS WASTE IS REMOVED AND HISTORICAL STOCKS HAVE BEEN ELIMINATED	HERITAGE/HISTORIC	CULTURAL WELL-BEING
3512	WAIMATE DISTRICT COUNCIL	ENVIRONMENTAL	WASTE PRODUCTION IS MINIMISED	RECYCLING/GREEN WASTE	ENVIRONMENTAL WELL-BEING
3513	WAIMATE DISTRICT COUNCIL	ENVIRONMENTAL	THE DISTRICT HAS ACHIEVED A PRACTICAL ZERO WASTE PROGRAMME	RECYCLING/GREEN WASTE	ENVIRONMENTAL WELL-BEING
3514	WAIMATE DISTRICT COUNCIL	ENVIRONMENTAL	ANY ADVERSE IMPACTS OF WATER USE ON RIVER FLOWS AND WATER QUALITY, ETC ARE SATISFACTORILY ADDRESSED TO ENABLE SUSTAINABILITY	RIVER, LAKES, COASTAL AND GROUNDWATER	ENVIRONMENTAL WELL-BEING
3515	WAIMATE DISTRICT COUNCIL	ECONOMIC	WAIMATE ATTRACTS A HIGHER PROPORTION OF THE LOCAL ECONOMIC AND COMMUNITY FOCUS, (PEOPLE USE LOCAL BUSINESSES RATHER THAN TIMARU OR OAMARU)	BUSINESS CONFIDENCE	ECONOMIC WELL-BEING
3516	WAIMATE DISTRICT COUNCIL	ECONOMIC	THE DISTRICTS HOUSING STOCK IS CONTINUOUSLY INCREASING IN QUALITY BY REPLACEMENT AND RENOVATION	HOUSE AFFORDABILITY	ECONOMIC WELL-BEING
3517	WAIMATE DISTRICT COUNCIL	ECONOMIC	HOUSING PRICES MEET THE NEEDS OF ALL SOCIO-ECONOMIC GROUPS	HOUSE AFFORDABILITY	ECONOMIC WELL-BEING
3518	WAIMATE DISTRICT COUNCIL	ECONOMIC	THE COUNCIL MANAGES ALL COMMUNITY PROPERTY TO MINIMISE OPERATING COSTS, SUPPLEMENT INCOME OTHER THAN FROM RATES, AND PROGRESS COMMUNITY INITIATIVES	COMMUNITY DEVELOPMENT	SOCIAL WELL-BEING
3519	WAIMATE DISTRICT COUNCIL	ECONOMIC	THE COUNCIL PROVIDES COMMERCIAL SERVICES WHERE THEY ARE NATURAL ADJUNCTS TO COUNCILS ACTIVITIES AND WHERE THEY HAVE A COMMUNITY FOCUS	NATURAL FEATURES	ENVIRONMENTAL WELL-BEING
3520	WAIMATE DISTRICT COUNCIL	ECONOMIC	THE COUNCIL ASSUMES WHATEVER ROLE IS NECESSARY IN ORDER TO RETAIN COMMUNITY SERVICES WITHIN THE DISTRICT	COMMUNITY DEVELOPMENT	SOCIAL WELL-BEING
3521	WAIMATE DISTRICT COUNCIL	ECONOMIC	THERE IS A HIGH QUALITY ROADING INFRASTRUCTURE THAT MEETS THE CORE NEED OF AGRICULTURE, BUSINESS AND COMMERCE	BUSINESS CONFIDENCE	ECONOMIC WELL-BEING
3522	WAIMATE DISTRICT COUNCIL	ECONOMIC	THERE ARE NO WATER SHORTAGES FOR DOMESTIC, COMMERCIAL OR INDUSTRIAL PURPOSES	RIVER, LAKES, COASTAL AND GROUNDWATER	ENVIRONMENTAL WELL-BEING
3523	WAIMATE DISTRICT COUNCIL	ECONOMIC	PUBLIC AND PRIVATE TRANSPORT IS AVAILABLE TO MEET TRANSPORT NEEDS	TRANSPORT	ECONOMIC WELL-BEING
3524	WAIMATE DISTRICT COUNCIL	ECONOMIC	THE COUNCIL ACCESSES FUNDING AND REVENUE FROM SOURCES OTHER THAN RATES TO MINIMISE RATEPAYER CONTRIBUTIONS	COUNCIL OPERATIONS	ECONOMIC WELL-BEING
3525	WAIMATE DISTRICT COUNCIL	ECONOMIC	THE COUNCIL EXERCISES ITS UNIQUE PREROGATIVE TO MANAGE COMMUNITY INFRASTRUCTURE IN A STRATEGIC MANNER	COMMUNITY DEVELOPMENT	SOCIAL WELL-BEING

Appendix A: List of Community Well-beings Outcomes and Measures by Councils

S.NO.	COUNCIL	OUTCOME	MEASURES	MEASURES BROAD GROUP	WELL-BEINGS
3526	WAIMATE DISTRICT COUNCIL	ECONOMIC	ADEQUATE WATER SUPPLIES EXIST TO MEET FUTURE NEEDS OF THE DISTRICT	RIVER, LAKES, COASTAL AND GROUNDWATER	ENVIRONMENTAL WELL-BEING
3527	WAIMATE DISTRICT COUNCIL	ECONOMIC	CEMETERY SERVICES ARE MAINTAINED AND REFLECT THE VARIED NEEDS OF ALL CITIZENS	COUNCIL FACILITIES	SOCIAL WELL-BEING
3528	WAIMATE DISTRICT COUNCIL	ECONOMIC	COMMUNICATIONS ARE ON A PAR WITH BEST IN NEW ZEALAND	PHONE/MOBILE/INTERNET	ECONOMIC WELL-BEING
3529	WAIMATE DISTRICT COUNCIL	ECONOMIC	COUNCIL PROVIDES SOLID WASTE MANAGEMENT SERVICES THAT MEET SUSTAINABLE MANAGEMENT PRINCIPLES	RECYCLING/GREEN WASTE	ENVIRONMENTAL WELL-BEING
3530	WAIMATE DISTRICT COUNCIL	ECONOMIC	THE SEWERAGE DISPOSAL AND STORMWATER SYSTEMS OF THE COUNCIL MEET THE HEALTH AND SAFETY REQUIREMENTS OF THE COMMUNITY	SEWERAGE/WASTEWATER	ENVIRONMENTAL WELL-BEING
3531	WAIMATE DISTRICT COUNCIL	ECONOMIC	PUBLIC TOILETS MEET THE NEEDS OF LOCAL POPULATION AND TOURISTS	TOURISM	ECONOMIC WELL-BEING
3532	WAIMATE DISTRICT COUNCIL	ECONOMIC	THE COMMUNITY HAS SERVICES THAT ENABLE CITIZENS TO MAXIMISE THEIR SKILLS AND CAPABILITIES IN ALL ASPECTS OF THEIR LIVES	COMMUNITY DEVELOPMENT	SOCIAL WELL-BEING
3533	WAIMATE DISTRICT COUNCIL	ECONOMIC	WATER SUPPLIES MEET COMMUNITY NEEDS AT A COST ACCEPTABLE TO THE COMMUNITY	RIVER, LAKES, COASTAL AND GROUNDWATER	ENVIRONMENTAL WELL-BEING
3534	WAIMATE DISTRICT COUNCIL	ECONOMIC	BASIC DESIRED SERVICES AND UTILITIES DEFINED FOR EACH RURAL COMMUNITY CENTRE	COMMUNITY DEVELOPMENT	SOCIAL WELL-BEING
3535	WAIMATE DISTRICT COUNCIL	ECONOMIC	REGULATORY SERVICES PROTECT CONSUMERS INTERESTS AND PROTECT ALL RESIDENTS FROM DANGERS TO THEIR HEALTH AND SAFETY	HEALTH/HEALTH SERVICES	SOCIAL WELL-BEING
3536	WAIMATE DISTRICT COUNCIL	ECONOMIC	THERE IS AN ENHANCED RECOGNITION OF OPPORTUNITIES WITHIN THE WAIMATE DISTRICT	BUSINESS CONFIDENCE	ECONOMIC WELL-BEING
3537	WAIMATE DISTRICT COUNCIL	ECONOMIC	NON-SUSTAINABLE FARMING METHODS ARE NO LONGER EMPLOYED IN THE DISTRICT	AGRICULTURE/DAIRY	ECONOMIC WELL-BEING
3538	WAIMATE DISTRICT COUNCIL	ECONOMIC	THE COUNCIL FACILITATES INITIATIVES THAT ASSIST THE COMMUNITY TO BECOME MORE SELF-RELIANT	COMMUNITY DEVELOPMENT	SOCIAL WELL-BEING
3539	WAIMATE DISTRICT COUNCIL	ECONOMIC	PUBLIC TRANSPORT USED AS ALTERNATIVE TO INCREASED USE OF PRIVATE CARS	TRANSPORT	ECONOMIC WELL-BEING
3540	WAIMATE DISTRICT COUNCIL	ECONOMIC	CONTROLS ON INDUSTRY AND COMMERCE ENSURE PROTECTION OF THE ENVIRONMENT	ENVIRONMENT/ENVIRONMENTAL ATTITUDES	ENVIRONMENTAL WELL-BEING
3541	WAIMATE DISTRICT COUNCIL	ECONOMIC	THE COUNCIL MANAGES WAYS IN WHICH THE COMMUNITY CAN ASSIST COUNCIL IN ITS OPERATIONS	COMMUNITY DEVELOPMENT	SOCIAL WELL-BEING
3542	WAIMATE DISTRICT COUNCIL	ECONOMIC	OPPORTUNITIES FOR INCREASED TOURISM REVENUE ARE FOSTERED TO SUPPORT THE LOCAL ECONOMY	TOURISM	ECONOMIC WELL-BEING
3543	WAIMATE DISTRICT COUNCIL	ECONOMIC	SERVICES ARE AVAILABLE FROM WITHIN THE DISTRICT WHEREVER ECONOMIC	ECONOMIC ACTIVITY	ECONOMIC WELL-BEING
3544	WAIMATE DISTRICT COUNCIL	ECONOMIC	MARKETING COLLATERAL IS PRODUCED TO PROMOTE THE DISTRICT	ARTS/CULTURE/MUSEUM/EVENTS	CULTURAL WELL-BEING
3545	WAIMATE DISTRICT COUNCIL	ECONOMIC	MORE ACCOMMODATION AND A WIDER RANGE OF OPTIONS, EXISTS FOR VISITORS, INCLUDING TOURISTS, TO STAY IN THE DISTRICT	TOURISM	ECONOMIC WELL-BEING
3546	WAIMATE DISTRICT COUNCIL	ECONOMIC	TOURIST ATTRACTIONS ARE ESTABLISHED THAT PROVIDE A SOUND TOURISM-BASED ASPECT TO THE DISTRICT'S ECONOMY	TOURISM	ECONOMIC WELL-BEING
3547	WAIMATE DISTRICT COUNCIL	ECONOMIC	A CORE RANGE OF COMMERCIAL ENTERPRISES EXISTS IN WAIMATE AND RURAL COMMUNITIES	LEVEL OF EMPLOYMENT AND BUSINESSES	ECONOMIC WELL-BEING
3548	WAIMATE DISTRICT COUNCIL	ECONOMIC	A REGULAR ROUTING OF TOURIST BUSES THROUGH WAIMATE HAS BEEN ACHIEVED	TOURISM	ECONOMIC WELL-BEING

Appendix A: List of Community Well-beings Outcomes and Measures by Councils

S.NO.	COUNCIL	OUTCOME	MEASURES	MEASURES BROAD GROUP	WELL-BEINGS
3549	WAIMATE DISTRICT COUNCIL	ECONOMIC	AN EFFECTIVE DISTRICT TOURIST THEME IS RECOGNISED AND ADOPTED FOR WAIMATE DISTRICT	TOURISM	ECONOMIC WELL-BEING
3550	WAIMATE DISTRICT COUNCIL	ECONOMIC	TOURISM OPERATORS, RETAIL AND SERVICE BUSINESSES AND VISITOR-INFORMATION PROVIDERS ARE ORGANISED FOR SEVEN DAY SERVICING	TOURISM	ECONOMIC WELL-BEING
3551	WAIMATE DISTRICT COUNCIL	ECONOMIC	WAIMATE DISTRICT COUNCILS INVESTMENT AND ECONOMIC DEVELOPMENT POLICIES ARE STRUCTURED TO ASSIST SECONDARY INDUSTRIES TO ESTABLISH WITHIN THE DISTRICT	ECONOMIC ACTIVITY	ECONOMIC WELL-BEING
3552	WAIMATE DISTRICT COUNCIL	ECONOMIC	THERE ARE MORE 'CLUSTERED/VERTICAL' - INDUSTRIES THAT HAVE LONG-TERM VIABILITY	NUMBER OF BUSINESSES	ECONOMIC WELL-BEING
3553	WAIMATE DISTRICT COUNCIL	ECONOMIC	SUPPORTING INFRASTRUCTURE AND SERVICE INDUSTRIES DO NOT PRESENT OBSTACLES FOR POTENTIAL RESIDENTS AND BUSINESSES ENTERING OUR DISTRICT	BUSINESS CONFIDENCE	ECONOMIC WELL-BEING
3554	WAIMATE DISTRICT COUNCIL	ECONOMIC	LOCAL PORTS AND AIRPORT ARE EFFICIENT AND MEET THE NEEDS OF THE LOCAL BUSINESS COMMUNITY	BUSINESS CONFIDENCE	ECONOMIC WELL-BEING
3555	WAIMATE DISTRICT COUNCIL	ECONOMIC	ALL BASIC SERVICES TO SUPPORT AGRICULTURE EXIST LOCALLY	BUSINESS CONFIDENCE	ECONOMIC WELL-BEING
3556	WAIMATE DISTRICT COUNCIL	ECONOMIC	FUNDING MECHANISMS FOR COUNCIL OPERATIONS DO NOT UNDULY LOAD ITS CITIZENS	COMMUNITY DEVELOPMENT	SOCIAL WELL-BEING
3557	WAIMATE DISTRICT COUNCIL	ECONOMIC	VARIED EMPLOYMENT OPPORTUNITIES EXIST TO SUIT DIFFERING DEMANDS	LEVEL OF EMPLOYMENT AND BUSINESSES	ECONOMIC WELL-BEING
3558	WAIMATE DISTRICT COUNCIL	ECONOMIC	NO FAMILIES LIVE BELOW THE POVERTY LINE	INCOME	ECONOMIC WELL-BEING
3559	WAIMATE DISTRICT COUNCIL	SOCIAL	THE COUNCIL MAINTAINS SERVICES WHICH PROTECT INDIVIDUALS AND THE WIDER COMMUNITY FROM AVOIDABLE DANGERS TO THEIR HEALTH	HEALTH/HEALTH SERVICES	SOCIAL WELL-BEING
3560	WAIMATE DISTRICT COUNCIL	SOCIAL	ACCESS/TRANSPORT TO HOSPITAL AND SPECIALIST SERVICES MEETS THE NEEDS OF ALL CITIZENS	HOSPITALISATIONS	ECONOMIC WELL-BEING
3561	WAIMATE DISTRICT COUNCIL	SOCIAL	WAIMATE HAS APPROPRIATE ACCESS TO ACCIDENT AND EMERGENCY FACILITIES	HOSPITALISATIONS	ECONOMIC WELL-BEING
3562	WAIMATE DISTRICT COUNCIL	SOCIAL	OVERALL MEDICAL FACILITIES REGION-WIDE, INCLUDING TIMARU HOSPITAL MEET OUR NEEDS	HOSPITALISATIONS	ECONOMIC WELL-BEING
3563	WAIMATE DISTRICT COUNCIL	SOCIAL	TERTIARY EDUCATION PROVIDERS SUCH AS POLYTECHNICS PROVIDE APPROPRIATE SPECIALISED AND GENERAL COURSES WITHIN THE DISTRICT COURSES AVAILABLE TO COVER STRATEGIC ECONOMIC DEVELOPMENT SUBJECTS EG FORESTRY	ECONOMIC ACTIVITY	ECONOMIC WELL-BEING
3564	WAIMATE DISTRICT COUNCIL	SOCIAL	THE WAIMATE HIGH SCHOOL PROVIDES A COMPREHENSIVE SET OF COURSES AT ALL AGE LEVELS	QUALIFICATION/SCHOOL	SOCIAL WELL-BEING
3565	WAIMATE DISTRICT COUNCIL	SOCIAL	LIBRARY FACILITIES PROVIDE KEY RESOURCES FOR RECREATION/EDUCATION DEVELOPMENT	LIBRARY	SOCIAL WELL-BEING
3566	WAIMATE DISTRICT COUNCIL	SOCIAL	EDUCATIONAL FACILITIES FOR AGRICULTURAL COURSES ARE IN PLACE FOR ALL REQUIREMENTS	QUALIFICATION/SCHOOL	SOCIAL WELL-BEING
3567	WAIMATE DISTRICT COUNCIL	SOCIAL	CHOICES FOR SECONDARY EDUCATION ARE AVAILABLE WITHIN OUR DISTRICT INCLUDING HOME SCHOOLING	QUALIFICATION/SCHOOL	SOCIAL WELL-BEING
3568	WAIMATE DISTRICT COUNCIL	SOCIAL	THE COUNCIL'S ACTIVITIES SUPPORT AND PROVIDE MATERIAL FOR EDUCATIONAL PURPOSES	QUALIFICATION/SCHOOL	SOCIAL WELL-BEING
3569	WAIMATE DISTRICT COUNCIL	SOCIAL	EDUCATIONAL FACILITIES ACCEPT THE NEED FOR MULTI-CULTURAL EDUCATION AND TRAINING	QUALIFICATION/SCHOOL	SOCIAL WELL-BEING

Appendix A: List of Community Well-beings Outcomes and Measures by Councils

S.NO.	COUNCIL	OUTCOME	MEASURES	MEASURES BROAD GROUP	WELL-BEINGS
3570	WAIMATE DISTRICT COUNCIL	SOCIAL	LIBRARY FACILITIES HAVE EXPANDED THEIR ACCESSIBILITY TO ALL THE RURAL COMMUNITIES THROUGH THE USE OF DISTANT-ACCESS SERVICES. GREATER ACCESS IS PROVIDED TO LIBRARY SERVICES AND INFORMATION THAT IS LOCATED BEYOND	LIBRARY	SOCIAL WELL-BEING
3571	WAIMATE DISTRICT COUNCIL	SOCIAL	AN EFFECTIVE CIVIL DEFENCE ORGANISATION AND PLAN EXISTS A RESOURCE RECOVERY PLAN EXISTS	NATURAL DISASTER/RESILIENCE	ENVIRONMENTAL WELL-BEING
3572	WAIMATE DISTRICT COUNCIL	SOCIAL	COMMUNITY SAFETY IS RECOGNISED BY - WORKING WITH EXTERNAL AGENCIES	CRIME/SAFETY	SOCIAL WELL-BEING
3573	WAIMATE DISTRICT COUNCIL	SOCIAL	FIRE SERVICES ARE IN PLACE FOR ALL URBAN AND RURAL AREAS	NATURAL DISASTER/RESILIENCE	ENVIRONMENTAL WELL-BEING
3574	WAIMATE DISTRICT COUNCIL	SOCIAL	CO-ORDINATION IS OPTIMISED OF ALL EMERGENCY SERVICES OPERATING WITHIN THE DISTRICT	NATURAL DISASTER/RESILIENCE	ENVIRONMENTAL WELL-BEING
3575	WAIMATE DISTRICT COUNCIL	SOCIAL	24 HOUR - POLICING EXISTS WITHIN THE DISTRICT	CRIME/SAFETY	SOCIAL WELL-BEING
3576	WAIMATE DISTRICT COUNCIL	SOCIAL	COUNCIL SERVICES SUPPORT THE DIVERSE SPIRITUAL NEEDS OF CITIZENS	SOCIAL CONNECTION	SOCIAL WELL-BEING
3577	WAIMATE DISTRICT COUNCIL	SOCIAL	AN ETHNIC MIX IS A VISIBLE ENHANCEMENT TO OUR COMMUNITY IE THE COMMUNITY DOES NOT APPEAR TO REMAIN MONO-CULTURAL BUT THE POSITIVE ASPECTS OF DIVERSITY ARE APPARENT	ARTS/CULTURE/MUSEUM/EVENTS	CULTURAL WELL-BEING
3578	WAIMATE DISTRICT COUNCIL	SOCIAL	THERE ARE NO BARRIERS TO INTEGRATION OF NEW CULTURAL AND ETHNIC GROUPS WITHIN THE DISTRICTCOMMUNITY OUTCOME	ARTS/CULTURE/MUSEUM/EVENTS	CULTURAL WELL-BEING
3579	WAIMATE DISTRICT COUNCIL	CULTURAL	RETENTION AND DEVELOPMENT OF NATURE WALKS AND BUSH TRACKS HAS OCCURRED	FOOTPATH/WALKING/CYCLING	ECONOMIC WELL-BEING
3580	WAIMATE DISTRICT COUNCIL	CULTURAL	RECREATIONAL FACILITIES HAVE ADEQUATE SUPPORT SERVICES IN PLACE	RECREATIONAL FACILITIES	SOCIAL WELL-BEING
3581	WAIMATE DISTRICT COUNCIL	CULTURAL	THE COUNCIL MANAGES SPORT, RECREATION AND CULTURAL FACILITIES IN A STRATEGIC MANNER TO SUPPORT BOTH THE WAIMATE DISTRICT AND THE SOUTH CANTERBURY REGION	SPORTS	SOCIAL WELL-BEING
3582	WAIMATE DISTRICT COUNCIL	CULTURAL	ARTS ACTIVITY THRIVES	ARTS/CULTURE/MUSEUM/EVENTS	CULTURAL WELL-BEING
3583	WAIMATE DISTRICT COUNCIL	CULTURAL	KEY HERITAGE BUILDINGS HAVE BEEN RETAINED AND ENHANCED	HERITAGE/HISTORIC	CULTURAL WELL-BEING
3584	WAIMATE DISTRICT COUNCIL	CULTURAL	THE DISTRICTS HISTORICAL RECORD AND CULTURAL HERITAGE IS PROTECTED AND PRESERVED	PARKS/RESERVES/OPEN SPACES	ENVIRONMENTAL WELL-BEING
3585	WAIMATE DISTRICT COUNCIL	CULTURAL	AN ETHNIC MIX IS A VISIBLE ENHANCEMENT TO OUR COMMUNITY; I.E. THE COMMUNITY DOES NOT APPEAR TO REMAIN MONO-CULTURAL BUT THE POSITIVE ASPECTS OF DIVERSITY ARE APPARENT	ARTS/CULTURE/MUSEUM/EVENTS	CULTURAL WELL-BEING
3586	WAIMATE DISTRICT COUNCIL	CULTURAL	THERE ARE NO BARRIERS TO INTEGRATION OF NEW CULTURAL AND ETHNIC GROUPS WITHIN THE DISTRICTCOMMUNITY OUTCOME	ARTS/CULTURE/MUSEUM/EVENTS	CULTURAL WELL-BEING
3587	WAIPA DISTRICT COUNCIL	VIBRANT AND CREATIVE WAIPA -- CULTURAL WELL-BEING	RESIDENTS RATING OF SENSE OF PRIDE IN THE WAY THEIR REGION/ TOWN LOOKS AND FEELS	COMMUNITY DEVELOPMENT	SOCIAL WELL-BEING
3588	WAIPA DISTRICT COUNCIL	VIBRANT AND CREATIVE WAIPA -- CULTURAL WELL-BEING	NUMBER OF BUILDINGS AND PLACES LISTED ON THE HISTORIC TRUST REGISTER	HERITAGE/HISTORIC	CULTURAL WELL-BEING
3589	WAIPA DISTRICT COUNCIL	VIBRANT AND CREATIVE WAIPA -- CULTURAL WELL-BEING	NUMBER OF PEOPLE EMPLOYED IN THE CULTURAL SECTOR	LEVEL OF EMPLOYMENT AND BUSINESSES	ECONOMIC WELL-BEING
3590	WAIPA DISTRICT COUNCIL	VIBRANT AND CREATIVE WAIPA -- CULTURAL WELL-BEING	PARTICIPATION LEVELS SPORT AND ACTIVE LEISURE	SPORTS	SOCIAL WELL-BEING

Appendix A: List of Community Well-beings Outcomes and Measures by Councils

S.NO.	COUNCIL	OUTCOME	MEASURES	MEASURES BROAD GROUP	WELL-BEINGS
3591	WAIPA DISTRICT COUNCIL	VIBRANT AND CREATIVE WAIPA -- CULTURAL WELL-BEING	PARTICIPATION IN CULTURAL AND ART ACTIVITIES	ARTS/CULTURE/MUSEUM/EVENTS	CULTURAL WELL-BEING
3592	WAIPA DISTRICT COUNCIL	VIBRANT AND CREATIVE WAIPA -- CULTURAL WELL-BEING	COMMUNITY SATISFACTION WITH CULTURAL FACILITIES PROVIDED	ARTS/CULTURE/MUSEUM/EVENTS	CULTURAL WELL-BEING
3593	WAIPA DISTRICT COUNCIL	VIBRANT AND CREATIVE WAIPA -- CULTURAL WELL-BEING	PERCENTAGE OF VOTER TURNOUT AT LOCAL AND GENERAL ELECTIONS	ELECTIONS/VOTER TURNOUT	SOCIAL WELL-BEING
3594	WAIPA DISTRICT COUNCIL	VIBRANT AND CREATIVE WAIPA -- CULTURAL WELL-BEING	COMMUNITY SATISFACTION WITH THE WAY THEIR COUNCIL INVOLVES THE PUBLIC IN THE DECISIONS IT MAKES	DECISION MAKING/CONSULTATION	SOCIAL WELL-BEING
3595	WAIPA DISTRICT COUNCIL	VIBRANT AND CREATIVE WAIPA -- CULTURAL WELL-BEING	COMMUNITY SATISFACTION WITH COUNCIL PERFORMANCE	COMMUNITY DEVELOPMENT	SOCIAL WELL-BEING
3596	WAIPA DISTRICT COUNCIL	VIBRANT AND CREATIVE WAIPA -- CULTURAL WELL-BEING	COMMUNITY SATISFACTION WITH ELECTED MEMBERS	ELECTED MEMBERS	SOCIAL WELL-BEING
3597	WAIPA DISTRICT COUNCIL	VIBRANT AND CREATIVE WAIPA -- CULTURAL WELL-BEING	PERCENTAGE OF RESIDENTS PERCEIVING THAT THEY ARE KNOWLEDGEABLE AND SHOW RESPECT FOR THE MANY AND DIVERSE CULTURES OF PEOPLE WHO LIVE HERE	ARTS/CULTURE/MUSEUM/EVENTS	CULTURAL WELL-BEING
3598	WAIPA DISTRICT COUNCIL	ECONOMICALLY SECURE WAIPA -- ECONOMIC WELL-BEING	NUMBER OF VACANT COMMERCIAL SITES IN CAMBRIDGE / TE AWAMUTU	LEVEL OF EMPLOYMENT AND BUSINESSES	ECONOMIC WELL-BEING
3599	WAIPA DISTRICT COUNCIL	ECONOMICALLY SECURE WAIPA -- ECONOMIC WELL-BEING	LAND USE	PLANNING/BUILDING CONSENTS	ECONOMIC WELL-BEING
3600	WAIPA DISTRICT COUNCIL	ECONOMICALLY SECURE WAIPA -- ECONOMIC WELL-BEING	EXTENT OF URBAN / RURAL RESIDENTIAL AREAS	POPULATION/ETHNICITY/DEMOGRAPHICS	DEMOGRAPHICS
3601	WAIPA DISTRICT COUNCIL	ECONOMICALLY SECURE WAIPA -- ECONOMIC WELL-BEING	PROXIMITY TO WORK, STUDY AND RECREATION	RECREATIONAL FACILITIES	SOCIAL WELL-BEING
3602	WAIPA DISTRICT COUNCIL	ECONOMICALLY SECURE WAIPA -- ECONOMIC WELL-BEING	NUMBER AND TYPE OF NEW BUSINESSES SET UP IN PAST YEAR	NUMBER OF BUSINESSES	ECONOMIC WELL-BEING
3603	WAIPA DISTRICT COUNCIL	ECONOMICALLY SECURE WAIPA -- ECONOMIC WELL-BEING	NUMBER OF BUSINESSES AND EMPLOYEES BY INDUSTRY	LEVEL OF EMPLOYMENT AND BUSINESSES	ECONOMIC WELL-BEING
3604	WAIPA DISTRICT COUNCIL	ECONOMICALLY SECURE WAIPA -- ECONOMIC WELL-BEING	NUMBER AND TYPE OF NEW BUSINESSES STILL OPERATING AFTER YEARS	NUMBER OF BUSINESSES	ECONOMIC WELL-BEING
3605	WAIPA DISTRICT COUNCIL	ECONOMICALLY SECURE WAIPA -- ECONOMIC WELL-BEING	UNEMPLOYMENT RATE (MĀORI / NON MĀORI)	UNEMPLOYMENT	ECONOMIC WELL-BEING
3606	WAIPA DISTRICT COUNCIL	ECONOMICALLY SECURE WAIPA -- ECONOMIC WELL-BEING	WORK OPPORTUNITIES MATCHING SKILLS	LEVEL OF EMPLOYMENT AND BUSINESSES	ECONOMIC WELL-BEING
3607	WAIPA DISTRICT COUNCIL	ECONOMICALLY SECURE WAIPA -- ECONOMIC WELL-BEING	NUMBER, TYPE AND PEOPLE ATTENDING COMMUNITY BASED EVENTS AT KEY SITES	ARTS/CULTURE/MUSEUM/EVENTS	CULTURAL WELL-BEING
3608	WAIPA DISTRICT COUNCIL	ECONOMICALLY SECURE WAIPA -- ECONOMIC WELL-BEING	SATISFACTION WITH COUNCIL'S SERVICES / FACILITIES	COUNCIL FACILITIES	SOCIAL WELL-BEING
3609	WAIPA DISTRICT COUNCIL	ECONOMICALLY SECURE WAIPA -- ECONOMIC WELL-BEING	QUALITY OF PUBLIC WATER SUPPLY	RIVER, LAKES, COASTAL AND GROUNDWATER	ENVIRONMENTAL WELL-BEING
3610	WAIPA DISTRICT COUNCIL	ECONOMICALLY SECURE WAIPA -- ECONOMIC WELL-BEING	NUMBER OF COMPLAINTS RECEIVED REGARDING INFRASTRUCTURE CAPABILITIES (UTILITIES)	COUNCIL OPERATIONS	ECONOMIC WELL-BEING
3611	WAIPA DISTRICT COUNCIL	ECONOMICALLY SECURE WAIPA -- ECONOMIC WELL-BEING	DEVELOPMENT CONTRIBUTIONS COLLECTED AND PERCENTAGE SPENT ON UPGRADING / DEVELOPING INFRASTRUCTURE	PLANNING/BUILDING CONSENTS	ECONOMIC WELL-BEING
3612	WAIPA DISTRICT COUNCIL	ECONOMICALLY SECURE WAIPA -- ECONOMIC WELL-BEING	NUMBER OF PUBLIC HEALTH RELATED COMPLAINTS	HEALTH/HEALTH SERVICES	SOCIAL WELL-BEING
3613	WAIPA DISTRICT COUNCIL	ECONOMICALLY SECURE WAIPA -- ECONOMIC WELL-BEING	NUMBER OF REQUISITIONS ISSUED AND / OR CLOSURES OF COMMERCIAL PREMISES DUE TO ENVIRONMENTAL HEALTH STANDARDS NOT BEING MET	ENVIRONMENT/ENVIRONMENTAL ATTITUDES	ENVIRONMENTAL WELL-BEING

Appendix A: List of Community Well-beings Outcomes and Measures by Councils

S.NO.	COUNCIL	OUTCOME	MEASURES	MEASURES BROAD GROUP	WELL-BEINGS
3614	WAIPA DISTRICT COUNCIL	ECONOMICALLY SECURE WAIPA -- ECONOMIC WELL-BEING	RESIDENTS FREQUENCY OF USE OF PUBLIC TRANSPORT IN PREVIOUS MONTHS	TRANSPORT	ECONOMIC WELL-BEING
3615	WAIPA DISTRICT COUNCIL	ECONOMICALLY SECURE WAIPA -- ECONOMIC WELL-BEING	RESIDENTS RATING OF WHETHER PUBLIC TRANSPORT IS CONVENIENT	TRANSPORT	ECONOMIC WELL-BEING
3616	WAIPA DISTRICT COUNCIL	ECONOMICALLY SECURE WAIPA -- ECONOMIC WELL-BEING	LENGTH OF SEALED / UNSEALED ROADS IN THE DISTRICT	TRANSPORT	ECONOMIC WELL-BEING
3617	WAIPA DISTRICT COUNCIL	ECONOMICALLY SECURE WAIPA -- ECONOMIC WELL-BEING	COMMUNITY SATISFACTION WITH ROADING AND TRANSPORT OPTIONS	TRANSPORT	ECONOMIC WELL-BEING
3618	WAIPA DISTRICT COUNCIL	ECONOMICALLY SECURE WAIPA -- ECONOMIC WELL-BEING	TOTAL VEHICLE KILOMETRES TRAVELLED PER ANNUM	TRANSPORT	ECONOMIC WELL-BEING
3619	WAIPA DISTRICT COUNCIL	ECONOMICALLY SECURE WAIPA -- ECONOMIC WELL-BEING	NUMBER AND TYPE OF COMPLAINTS RECEIVED REGARDING TRANSPORTATION NETWORK	TRANSPORT	ECONOMIC WELL-BEING
3620	WAIPA DISTRICT COUNCIL	ENVIRONMENTALLY SUSTAINABLE WAIPA -- ENVIRONMENTAL WELL-BEING	AREA OF LAND SUBJECT TO ENVIRONMENTAL PROTECTION BY TYPE	ENVIRONMENT/ENVIRONMENTAL ATTITUDES	ENVIRONMENTAL WELL-BEING
3621	WAIPA DISTRICT COUNCIL	ENVIRONMENTALLY SUSTAINABLE WAIPA -- ENVIRONMENTAL WELL-BEING	AREA AND CONDITION OF PROTECTED WETLANDS AND PEAT LAKES (INCLUDING WATER LEVEL AND WATER QUALITY)	RIVER, LAKES, COASTAL AND GROUNDWATER	ENVIRONMENTAL WELL-BEING
3622	WAIPA DISTRICT COUNCIL	ENVIRONMENTALLY SUSTAINABLE WAIPA -- ENVIRONMENTAL WELL-BEING	LOCATION, AREA AND TYPE OF PEST CONTROL OPERATION	PEST CONTROL	ENVIRONMENTAL WELL-BEING
3623	WAIPA DISTRICT COUNCIL	ENVIRONMENTALLY SUSTAINABLE WAIPA -- ENVIRONMENTAL WELL-BEING	PEOPLES PERSONAL ENVIRONMENTAL ATTITUDES	ENVIRONMENT/ENVIRONMENTAL ATTITUDES	ENVIRONMENTAL WELL-BEING
3624	WAIPA DISTRICT COUNCIL	ENVIRONMENTALLY SUSTAINABLE WAIPA -- ENVIRONMENTAL WELL-BEING	AREA OF VACANT LAND AVAILABLE FOR DEVELOPMENT FOR RESIDENTIAL, COMMERCIAL, INDUSTRIAL AND RURAL RESIDENTIAL PURPOSES	PLANNING/BUILDING CONSENTS	ECONOMIC WELL-BEING
3625	WAIPA DISTRICT COUNCIL	ENVIRONMENTALLY SUSTAINABLE WAIPA -- ENVIRONMENTAL WELL-BEING	INCIDENTS OF WATER USE RESTRICTIONS (FREQUENCY AND DURATION)	RIVER, LAKES, COASTAL AND GROUNDWATER	ENVIRONMENTAL WELL-BEING
3626	WAIPA DISTRICT COUNCIL	ENVIRONMENTALLY SUSTAINABLE WAIPA -- ENVIRONMENTAL WELL-BEING	LEVEL AND COMPLIANCE WITH RESOURCE CONSENT CONDITIONS ACHIEVED BY COUNCILS WATER SUPPLY AND WASTEWATER TREATMENT PLANTS	SEWERAGE/WASTEWATER	ENVIRONMENTAL WELL-BEING
3627	WAIPA DISTRICT COUNCIL	ENVIRONMENTALLY SUSTAINABLE WAIPA -- ENVIRONMENTAL WELL-BEING	LAKE / RIVER WATER QUALITY FOR ECOLOGICAL HEALTH	RIVER, LAKES, COASTAL AND GROUNDWATER	ENVIRONMENTAL WELL-BEING
3628	WAIPA DISTRICT COUNCIL	ENVIRONMENTALLY SUSTAINABLE WAIPA -- ENVIRONMENTAL WELL-BEING	NUMBER AND LOCATION OF PROPERTIES ON RETICULATED WATER AND WASTE	RIVER, LAKES, COASTAL AND GROUNDWATER	ENVIRONMENTAL WELL-BEING
3629	WAIPA DISTRICT COUNCIL	ENVIRONMENTALLY SUSTAINABLE WAIPA -- ENVIRONMENTAL WELL-BEING	NUMBER OF COMPLAINTS REGARDING INAPPROPRIATE WASTE DISPOSAL PRACTICES	POLLUTION	ENVIRONMENTAL WELL-BEING
3630	WAIPA DISTRICT COUNCIL	ENVIRONMENTALLY SUSTAINABLE WAIPA -- ENVIRONMENTAL WELL-BEING	PEOPLES PERSONAL ENVIRONMENTAL ACTIONS	ENVIRONMENT/ENVIRONMENTAL ATTITUDES	ENVIRONMENTAL WELL-BEING
3631	WAIPA DISTRICT COUNCIL	ENVIRONMENTALLY SUSTAINABLE WAIPA -- ENVIRONMENTAL WELL-BEING	QUANTITY OF WASTE DIVERTED FROM LANDFILL	WASTE TO LANDFILL	ENVIRONMENTAL WELL-BEING

Appendix A: List of Community Well-beings Outcomes and Measures by Councils

S.NO.	COUNCIL	OUTCOME	MEASURES	MEASURES BROAD GROUP	WELL-BEINGS
3632	WAIPA DISTRICT COUNCIL	ENVIRONMENTALLY SUSTAINABLE WAIPA -- ENVIRONMENTAL WELL-BEING	COMMUNITY SATISFACTION WITH RECYCLING SERVICES	RECYCLING/GREEN WASTE	ENVIRONMENTAL WELL-BEING
3633	WAIPA DISTRICT COUNCIL	ENVIRONMENTALLY SUSTAINABLE WAIPA -- ENVIRONMENTAL WELL-BEING	AREA AND LOCATION OF PROTECTED SPECIAL LANDSCAPE CHARACTER AREAS	HERITAGE/HISTORIC	CULTURAL WELL-BEING
3634	WAIPA DISTRICT COUNCIL	ENVIRONMENTALLY SUSTAINABLE WAIPA -- ENVIRONMENTAL WELL-BEING	LAKE / RIVER WATER QUALITY FOR CONTACT RECREATION	RIVER, LAKES, COASTAL AND GROUNDWATER	ENVIRONMENTAL WELL-BEING
3635	WAIPA DISTRICT COUNCIL	ENVIRONMENTALLY SUSTAINABLE WAIPA -- ENVIRONMENTAL WELL-BEING	COMMUNITY SATISFACTION WITH THE LEVEL OF PROTECTION GIVEN TO SPECIAL LANDSCAPE CHARACTER AREAS AND ECOSYSTEMS AND OPINION ON THE IMPORTANCE OF PRESERVING THE SPECIAL LANDSCAPE CHARACTER AREAS	COMMUNITY DEVELOPMENT	SOCIAL WELL-BEING
3636	WAIPA DISTRICT COUNCIL	HEALTHY AND ACTIVE WAIPA -- SOCIAL WELL-BEING	COMMUNITY SATISFACTION WITH RANGE AND STANDARD OF AMENITIES	COMMUNITY DEVELOPMENT	SOCIAL WELL-BEING
3637	WAIPA DISTRICT COUNCIL	HEALTHY AND ACTIVE WAIPA -- SOCIAL WELL-BEING	AREA OF RESERVES (PER POPULATION)	PARKS/RESERVES/OPEN SPACES	ENVIRONMENTAL WELL-BEING
3638	WAIPA DISTRICT COUNCIL	HEALTHY AND ACTIVE WAIPA -- SOCIAL WELL-BEING	COMMUNITY SATISFACTION WITH PROVISION AND MANAGEMENT OF PARKS AND RESERVES	PARKS/RESERVES/OPEN SPACES	ENVIRONMENTAL WELL-BEING
3639	WAIPA DISTRICT COUNCIL	HEALTHY AND ACTIVE WAIPA -- SOCIAL WELL-BEING	NUMBER OF COMPLAINTS RECEIVED REGARDING USE OR MAINTENANCE OF RESERVES OR RECREATIONAL FACILITIES	PARKS/RESERVES/OPEN SPACES	ENVIRONMENTAL WELL-BEING
3640	WAIPA DISTRICT COUNCIL	HEALTHY AND ACTIVE WAIPA -- SOCIAL WELL-BEING	NUMBER AND LOCATION OF PARKS, RESERVES AND SPORTS GROUNDS IN THE DISTRICT	PARKS/RESERVES/OPEN SPACES	ENVIRONMENTAL WELL-BEING
3641	WAIPA DISTRICT COUNCIL	HEALTHY AND ACTIVE WAIPA -- SOCIAL WELL-BEING	HOUSEHOLD CROWDING (CANADIAN CROWDING INDEX)	HOUSE AFFORDABILITY	ECONOMIC WELL-BEING
3642	WAIPA DISTRICT COUNCIL	HEALTHY AND ACTIVE WAIPA -- SOCIAL WELL-BEING	HOME MORTGAGE AFFORDABILITY	HOUSE AFFORDABILITY	ECONOMIC WELL-BEING
3643	WAIPA DISTRICT COUNCIL	HEALTHY AND ACTIVE WAIPA -- SOCIAL WELL-BEING	RENT TO INCOME RATIO	INCOME	ECONOMIC WELL-BEING
3644	WAIPA DISTRICT COUNCIL	HEALTHY AND ACTIVE WAIPA -- SOCIAL WELL-BEING	HOME OWNERSHIP RATES	HOME OWNERSHIP	DEMOGRAPHICS
3645	WAIPA DISTRICT COUNCIL	HEALTHY AND ACTIVE WAIPA -- SOCIAL WELL-BEING	COMMUNITY SATISFACTION WITH AVAILABILITY OF EDUCATIONAL FACILITIES	QUALIFICATION/SCHOOL	SOCIAL WELL-BEING
3646	WAIPA DISTRICT COUNCIL	HEALTHY AND ACTIVE WAIPA -- SOCIAL WELL-BEING	EDUCATIONAL ATTAINMENT OF THE ADULT POPULATION	QUALIFICATION/SCHOOL	SOCIAL WELL-BEING
3647	WAIPA DISTRICT COUNCIL	HEALTHY AND ACTIVE WAIPA -- SOCIAL WELL-BEING	SCHOOL DECILE RATINGS	QUALIFICATION/SCHOOL	SOCIAL WELL-BEING
3648	WAIPA DISTRICT COUNCIL	HEALTHY AND ACTIVE WAIPA -- SOCIAL WELL-BEING	SCHOOL LEAVERS WITH NO FORMAL EDUCATION	QUALIFICATION/SCHOOL	SOCIAL WELL-BEING
3649	WAIPA DISTRICT COUNCIL	HEALTHY AND ACTIVE WAIPA -- SOCIAL WELL-BEING	PARTICIPATION IN EARLY CHILDHOOD EDUCATION	EARLY CHILDHOOD EDUCATION	SOCIAL WELL-BEING
3650	WAIPA DISTRICT COUNCIL	HEALTHY AND ACTIVE WAIPA -- SOCIAL WELL-BEING	BARRIERS TO ACCESSING GENERAL PRACTITIONERS (GPS)	HEALTH/HEALTH SERVICES	SOCIAL WELL-BEING
3651	WAIPA DISTRICT COUNCIL	HEALTHY AND ACTIVE WAIPA -- SOCIAL WELL-BEING	NUMBER OF GPS PER 100,000 POPULATION	HEALTH/HEALTH SERVICES	SOCIAL WELL-BEING
3652	WAIPA DISTRICT COUNCIL	HEALTHY AND ACTIVE WAIPA -- SOCIAL WELL-BEING	COMMUNITY SATISFACTION WITH RANGE AND QUALITY OF HEALTH SERVICES AVAILABLE	HEALTH/HEALTH SERVICES	SOCIAL WELL-BEING
3653	WAIPA DISTRICT COUNCIL	HEALTHY AND ACTIVE WAIPA -- SOCIAL WELL-BEING	COMMUNITY SATISFACTION WITH AVAILABILITY OF CHILDCARE FACILITIES	CHILD SAFETY & DEVELOPMENT	SOCIAL WELL-BEING

Appendix A: List of Community Well-beings Outcomes and Measures by Councils

S.NO.	COUNCIL	OUTCOME	MEASURES	MEASURES BROAD GROUP	WELL-BEINGS
3654	WAIPA DISTRICT COUNCIL	HEALTHY AND ACTIVE WAIPA -- SOCIAL WELL-BEING	LIFE EXPECTANCY AT BIRTH (MĀORI / NON-MĀORI)	LIFE EXPECTANCY	DEMOGRAPHICS
3655	WAIPA DISTRICT COUNCIL	HEALTHY AND ACTIVE WAIPA -- SOCIAL WELL-BEING	SOCIAL DEPRIVATION INDEX (MĀORI / NON-MĀORI)	DEPRIVATION INDEX	SOCIAL WELL-BEING
3656	WAIPA DISTRICT COUNCIL	HEALTHY AND ACTIVE WAIPA -- SOCIAL WELL-BEING	COMMUNITY PERCEPTIONS OF QUALITY OF LIFE	QUALITY OF LIFE	SOCIAL WELL-BEING
3657	WAIPA DISTRICT COUNCIL	HEALTHY AND ACTIVE WAIPA -- SOCIAL WELL-BEING	SUICIDE RATES	SUICIDE/MENTAL HEALTH	SOCIAL WELL-BEING
3658	WAIPA DISTRICT COUNCIL	HEALTHY AND ACTIVE WAIPA -- SOCIAL WELL-BEING	RATE OF NOTIFICATIONS TO CHILD YOUTH AND FAMILY SERVICES (CYFS)	CHILD SAFETY & DEVELOPMENT	SOCIAL WELL-BEING
3659	WAIPA DISTRICT COUNCIL	HEALTHY AND ACTIVE WAIPA -- SOCIAL WELL-BEING	AVOIDABLE MORTALITY AND HOSPITALISATION RATES	HOSPITALISATIONS	ECONOMIC WELL-BEING
3660	WAIPA DISTRICT COUNCIL	HEALTHY AND ACTIVE WAIPA -- SOCIAL WELL-BEING	ROAD TRAFFIC CRASHES AND CASUALTIES	ROAD ACCIDENTS/INJURIES	ECONOMIC WELL-BEING
3661	WAIPA DISTRICT COUNCIL	HEALTHY AND ACTIVE WAIPA -- SOCIAL WELL-BEING	LEVEL OF UNPAID WORK	VOLUNTEER/UNPAID WORK	SOCIAL WELL-BEING
3662	WAIPA DISTRICT COUNCIL	HEALTHY AND ACTIVE WAIPA -- SOCIAL WELL-BEING	RESIDENTS PERCEPTION OF ACCESS TO ADEQUATE FAMILY SERVICES AND SUPPORT NETWORKS	SOCIAL CONNECTION	SOCIAL WELL-BEING
3663	WAIPA DISTRICT COUNCIL	HEALTHY AND ACTIVE WAIPA -- SOCIAL WELL-BEING	MEDIAN WEEKLY INCOME	INCOME	ECONOMIC WELL-BEING
3664	WAIPA DISTRICT COUNCIL	HEALTHY AND ACTIVE WAIPA -- SOCIAL WELL-BEING	NUMBER OF MĀORI SPEAKERS (IN MĀORI AND TOTAL POPULATION)	POPULATION/ETHNICITY/DEMOGRAPHICS	DEMOGRAPHICS
3665	WAIPA DISTRICT COUNCIL	HEALTHY AND ACTIVE WAIPA -- SOCIAL WELL-BEING	RATES AND LOCATION OF NOTIFIABLE DISEASES	HEALTH/HEALTH SERVICES	SOCIAL WELL-BEING
3666	WAIPA DISTRICT COUNCIL	HEALTHY AND ACTIVE WAIPA -- SOCIAL WELL-BEING	COMMUNITY PERCEPTION OF SAFETY	CRIME/SAFETY	SOCIAL WELL-BEING
3667	WAIPA DISTRICT COUNCIL	HEALTHY AND ACTIVE WAIPA -- SOCIAL WELL-BEING	NUMBER OF REQUISITIONS ISSUED DUE TO ENVIRONMENT HEALTH STANDARDS NOT BEING MET	ENVIRONMENT/ENVIRONMENTAL ATTITUDES	ENVIRONMENTAL WELL-BEING
3668	WAIPA DISTRICT COUNCIL	HEALTHY AND ACTIVE WAIPA -- SOCIAL WELL-BEING	REPORTED CRIMINAL OFFENCES AND RESOLUTION RATES	CRIME/SAFETY	SOCIAL WELL-BEING
3669	WAIPA DISTRICT COUNCIL	HEALTHY AND ACTIVE WAIPA -- SOCIAL WELL-BEING	NUMBER OF RECORDED OFFENCES BY TYPE	CRIME/SAFETY	SOCIAL WELL-BEING
3670	WAIPA DISTRICT COUNCIL	HEALTHY AND ACTIVE WAIPA -- SOCIAL WELL-BEING	NUMBER OF ACC CLAIMS	ACC CLAIMS	ECONOMIC WELL-BEING
3671	WAIROA DISTRICT COUNCIL	A STRONG PROSPEROUS AND THRIVING ECONOMY	EMPLOYMENT AND UNEMPLOYMENT RATES	UNEMPLOYMENT	ECONOMIC WELL-BEING
3672	WAIROA DISTRICT COUNCIL	A STRONG PROSPEROUS AND THRIVING ECONOMY	ECONOMIC GROWTH AND ACTIVITY GROWTH	ECONOMIC ACTIVITY	ECONOMIC WELL-BEING
3673	WAIROA DISTRICT COUNCIL	A STRONG PROSPEROUS AND THRIVING ECONOMY	TOURISM ACTIVITY	TOURISM	ECONOMIC WELL-BEING
3674	WAIROA DISTRICT COUNCIL	A STRONG PROSPEROUS AND THRIVING ECONOMY	COMMUNITRAK SURVEY	COUNCIL OPERATIONS	SOCIAL WELL-BEING
3675	WAIROA DISTRICT COUNCIL	A SAFE AND INTEGRATED TRANSPORT SYSTEM	NUMBER AND TYPE OF ROAD ACCIDENTS	ROAD ACCIDENTS/INJURIES	ECONOMIC WELL-BEING
3676	WAIROA DISTRICT COUNCIL	A SAFE AND INTEGRATED TRANSPORT SYSTEM	NUMBER AND QUALITY OF ROAD IMPROVEMENTS	TRANSPORT	ECONOMIC WELL-BEING
3677	WAIROA DISTRICT COUNCIL	A SAFE AND INTEGRATED TRANSPORT SYSTEM	RESIDENTS LEVELS OF SATISFACTION WITH TRANSPORT INFRASTRUCTURE	TRANSPORT	ECONOMIC WELL-BEING

Appendix A: List of Community Well-beings Outcomes and Measures by Councils

S.NO.	COUNCIL	OUTCOME	MEASURES	MEASURES BROAD GROUP	WELL-BEINGS
3678	WAIROA DISTRICT COUNCIL	A COMMUNITY THAT VALUES AND PROMOTES ITS CULTURE AND HERITAGE	WAIROA MUSEUM ATTENDANCE NUMBERS AND EXHIBITIONS	ARTS/CULTURE/MUSEUM/EVENTS	CULTURAL WELL-BEING
3679	WAIROA DISTRICT COUNCIL	A COMMUNITY THAT VALUES AND PROMOTES ITS CULTURE AND HERITAGE	COUNCIL SPENDING LEVELS ON CULTURE AND HERITAGE	HERITAGE/HISTORIC	CULTURAL WELL-BEING
3680	WAIROA DISTRICT COUNCIL	SAFE AND ACCESSIBLE RECREATIONAL FACILITIES	MONITORING THE NUMBER AND TYPE OF DISTRICT RECREATIONAL FACILITIES	RECREATIONAL FACILITIES	SOCIAL WELL-BEING
3681	WAIROA DISTRICT COUNCIL	SAFE AND ACCESSIBLE RECREATIONAL FACILITIES	NUMBER OF NEW RECREATIONAL FACILITIES DEVELOPED	RECREATIONAL FACILITIES	SOCIAL WELL-BEING
3682	WAIROA DISTRICT COUNCIL	SAFE AND ACCESSIBLE RECREATIONAL FACILITIES	RESIDENTS LEVELS OF SATISFACTION WITH SAFETY AND ACCESSIBILITY OF RECREATIONAL FACILITIES IN OUR DISTRICT	RECREATIONAL FACILITIES	SOCIAL WELL-BEING
3683	WAIROA DISTRICT COUNCIL	SAFE AND ACCESSIBLE RECREATIONAL FACILITIES	IMPLEMENTATION OF SPORT HAWKES BAYS NEW REGIONAL SPORT AND ACTIVE LIVING STRATEGY	SPORTS	SOCIAL WELL-BEING
3684	WAIROA DISTRICT COUNCIL	SUPPORTIVE CARING AND VALUED COMMUNITIES	NUMBER OF NEW PARTNERSHIPS BETWEEN COUNCIL AND KEY PROVIDERS	COUNCIL OPERATIONS	ECONOMIC WELL-BEING
3685	WAIROA DISTRICT COUNCIL	SUPPORTIVE CARING AND VALUED COMMUNITIES	RESIDENTS LEVELS OF SATISFACTION WITH ACCESS TO SOCIAL SERVICES IN THEIR COMMUNITY SOURCE	SOCIAL CONNECTION	SOCIAL WELL-BEING
3686	WAIROA DISTRICT COUNCIL	SUPPORTIVE CARING AND VALUED COMMUNITIES	PERCENTAGE OF RESIDENTS WHO FEEL SUPPORTED AND INCLUDED IN THEIR COMMUNITY	COMMUNITY DEVELOPMENT	SOCIAL WELL-BEING
3687	WAIROA DISTRICT COUNCIL	STRONG DISTRICT LEADERSHIP AND A SENSE OF BELONGING	NUMBER AND TYPE OF LOCAL GOVERNMENT REGIONAL PROJECTS	COUNCIL OPERATIONS	ECONOMIC WELL-BEING
3688	WAIROA DISTRICT COUNCIL	STRONG DISTRICT LEADERSHIP AND A SENSE OF BELONGING	RESIDENTS LEVEL OF SATISFACTION WITH PARTICIPATION IN LOCAL GOVERNMENT DECISION MAKING	DECISION MAKING/CONSULTATION	SOCIAL WELL-BEING
3689	WAIROA DISTRICT COUNCIL	STRONG DISTRICT LEADERSHIP AND A SENSE OF BELONGING	RESIDENTS LEVEL OF SATISFACTION WITH THEIR COUNCIL	DECISION MAKING/CONSULTATION	SOCIAL WELL-BEING
3690	WAIROA DISTRICT COUNCIL	STRONG DISTRICT LEADERSHIP AND A SENSE OF BELONGING	VOTER TURNOUT FOR LOCAL GOVERNMENT ELECTIONS	ELECTIONS/VOTER TURNOUT	SOCIAL WELL-BEING
3691	WAIROA DISTRICT COUNCIL	A SAFE AND SECURE COMMUNITY	REPORTED CRIME STATISTICS	CRIME/SAFETY	SOCIAL WELL-BEING
3692	WAIROA DISTRICT COUNCIL	A SAFE AND SECURE COMMUNITY	YOUTH OFFENDING STATISTICS	YOUTH	SOCIAL WELL-BEING
3693	WAIROA DISTRICT COUNCIL	A SAFE AND SECURE COMMUNITY	NUMBER OF POLICE IN REGION	CRIME/SAFETY	SOCIAL WELL-BEING
3694	WAIROA DISTRICT COUNCIL	A SAFE AND SECURE COMMUNITY	HOW SAFE DO YOU FEEL IN YOUR COMMUNITY?	CRIME/SAFETY	SOCIAL WELL-BEING
3695	WAIROA DISTRICT COUNCIL	A SAFE AND SECURE COMMUNITY	PROGRESS ON RECLAIMING WAIROA OUTCOMES	COMMUNITY DEVELOPMENT	SOCIAL WELL-BEING
3696	WAIROA DISTRICT COUNCIL	A SAFE AND SECURE COMMUNITY	COMMUNITRAK SURVEY	COUNCIL OPERATIONS	SOCIAL WELL-BEING
3697	WAIROA DISTRICT COUNCIL	A LIFE TIME OF GOOD HEALTH AND WELL-BEING	LEVELS OF AIR AND WATER QUALITY	RIVER, LAKES, COASTAL AND GROUNDWATER	ENVIRONMENTAL WELL-BEING
3698	WAIROA DISTRICT COUNCIL	A LIFE TIME OF GOOD HEALTH AND WELL-BEING	DRUG AND ALCOHOL USE	CRIME/SAFETY	SOCIAL WELL-BEING
3699	WAIROA DISTRICT COUNCIL	A LIFE TIME OF GOOD HEALTH AND WELL-BEING	DEVELOPMENT OF SEWERAGE FACILITIES AND SERVICES	SEWERAGE/WASTEWATER	ENVIRONMENTAL WELL-BEING
3700	WAIROA DISTRICT COUNCIL	A LIFE TIME OF GOOD HEALTH AND WELL-BEING	RESIDENTS LEVEL OF SATISFACTION WITH HEALTH SERVICES AND PROFESSIONALS IN COMMUNITY	HEALTH/HEALTH SERVICES	SOCIAL WELL-BEING
3701	WAIROA DISTRICT COUNCIL	A LIFE TIME OF GOOD HEALTH AND WELL-BEING	NUMBER AND TYPE OF HOSPITAL ADMISSIONS	HOSPITALISATIONS	ECONOMIC WELL-BEING
3702	WAIROA DISTRICT COUNCIL	AN ENVIRONMENT THAT IS APPRECIATED, PROTECTED AND SUSTAINED FOR FUTURE GENERATIONS	STATE OF THE ENVIRONMENT REPORT - MONITORS THE OVERALL STATE OF THE LOCAL PHYSICAL ENVIRONMENT (GROUNDWATER/SURFACE WATER/COASTLINE/AIR QUALITY/LAND-SOILS/NATURAL HAZARDS/BUILT ENVIRONMENT)	AIR QUALITY	ENVIRONMENTAL WELL-BEING

Appendix A: List of Community Well-beings Outcomes and Measures by Councils

S.NO.	COUNCIL	OUTCOME	MEASURES	MEASURES BROAD GROUP	WELL-BEINGS
3703	WAIROA DISTRICT COUNCIL	AN ENVIRONMENT THAT IS APPRECIATED, PROTECTED AND SUSTAINED FOR FUTURE GENERATIONS	RESIDENTS LEVEL OF SATISFACTION WITH NATURAL FEATURES AROUND THEIR COMMUNITY (BEACHES, TRACKS, WETLANDS, MOUNTAINS)	NATURAL FEATURES	ENVIRONMENTAL WELL-BEING
3704	WAIROA DISTRICT COUNCIL	AN ENVIRONMENT THAT IS APPRECIATED, PROTECTED AND SUSTAINED FOR FUTURE GENERATIONS	RESIDENTS LEVEL OF SATISFACTION WITH NOISE, AIR OR GENERAL POLLUTION IN THEIR COMMUNITY	AIR QUALITY	ENVIRONMENTAL WELL-BEING
3705	WAIROA DISTRICT COUNCIL	AN ENVIRONMENT THAT IS APPRECIATED, PROTECTED AND SUSTAINED FOR FUTURE GENERATIONS	RUBBISH DISPOSAL/ RECYCLING TRENDS	RECYCLING/GREEN WASTE	ENVIRONMENTAL WELL-BEING
3706	WAITAKI DISTRICT COUNCIL	WAITAKI PEOPLE ARE SAFE AND HEALTHY	PERCEPTION OF SAFETY	CRIME/SAFETY	SOCIAL WELL-BEING
3707	WAITAKI DISTRICT COUNCIL	WAITAKI PEOPLE ARE SAFE AND HEALTHY	CRASHES PER 10,000 PEOPLE / CASUALTIES (FATAL, SERIOUS AND MINOR INJURIES) PER 10,000 PEOPLE	ROAD ACCIDENTS/INJURIES	ECONOMIC WELL-BEING
3708	WAITAKI DISTRICT COUNCIL	WAITAKI PEOPLE ARE SAFE AND HEALTHY	COMMUNITY INVOLVEMENT IN CRIME REDUCTION ACTIVITIES	CRIME/SAFETY	SOCIAL WELL-BEING
3709	WAITAKI DISTRICT COUNCIL	WAITAKI PEOPLE ARE SAFE AND HEALTHY	POLICE HOURS SPENT ON COMMUNITY POLICING	CRIME/SAFETY	SOCIAL WELL-BEING
3710	WAITAKI DISTRICT COUNCIL	WAITAKI PEOPLE ARE SAFE AND HEALTHY	CRIME STATISTICS: CRIMINAL VICTIMISATION RATE BY MAJOR OFFENCE TYPE	CRIME/SAFETY	SOCIAL WELL-BEING
3711	WAITAKI DISTRICT COUNCIL	WAITAKI RIVERS AND WATER ARE MANAGED FOR THE FUTURE	NARRATIVE INDICATOR ON WATER CATCHMENT PLANS	RIVER, LAKES, COASTAL AND GROUNDWATER	ENVIRONMENTAL WELL-BEING
3712	WAITAKI DISTRICT COUNCIL	WAITAKI RIVERS AND WATER ARE MANAGED FOR THE FUTURE	DRINKING WATER QUALITY (A, B, C, D, E GRADES; FROM A= COMPLETELY SATISFACTORY TO E= UNACCEPTABLE LEVEL OF RISK)	DRINKING WATER	ENVIRONMENTAL WELL-BEING
3713	WAITAKI DISTRICT COUNCIL	WAITAKI RIVERS AND WATER ARE MANAGED FOR THE FUTURE	RECREATIONAL WATER QUALITY INDEX SAMPLES AT SELECTED FRESHWATER SITES NOT TO EXCEED MICROBIOLOGICAL WATER QUALITY GUIDELINES FOR MARINE AND FRESHWATER RECREATIONAL AREAS	RIVER, LAKES, COASTAL AND GROUNDWATER	ENVIRONMENTAL WELL-BEING
3714	WAITAKI DISTRICT COUNCIL	WAITAKI RIVERS AND WATER ARE MANAGED FOR THE FUTURE	KAI TAHU SATISFACTION WITH CULTURAL USE OF WATER WAYS AND MAHIKA KAI SPECIES	RIVER, LAKES, COASTAL AND GROUNDWATER	ENVIRONMENTAL WELL-BEING
3715	WAITAKI DISTRICT COUNCIL	WAITAKI'S DISTINCTIVE NATURAL ENVIRONMENT IS VALUED AND PROTECTED	NARRATIVE INDICATOR ON ACCESS TO BEACHES, LAKES AND RIVERS	RIVER, LAKES, COASTAL AND GROUNDWATER	ENVIRONMENTAL WELL-BEING
3716	WAITAKI DISTRICT COUNCIL	WAITAKI'S DISTINCTIVE NATURAL ENVIRONMENT IS VALUED AND PROTECTED	NARRATIVE INDICATOR ON DISTRICT PLAN ACHIEVEMENTS	PLANNING/BUILDING CONSENTS	ECONOMIC WELL-BEING
3717	WAITAKI DISTRICT COUNCIL	WAITAKI'S DISTINCTIVE NATURAL ENVIRONMENT IS VALUED AND PROTECTED	RESIDENT SATISFACTION WITH THE DISTRICTS NATURAL ENVIRONMENT	NATURAL FEATURES	ENVIRONMENTAL WELL-BEING
3718	WAITAKI DISTRICT COUNCIL	WAITAKI'S DISTINCTIVE NATURAL ENVIRONMENT IS VALUED AND PROTECTED	ANNUAL TONNAGE OF RESIDUAL WASTE DISPOSED OF AT LANDFILL	WASTE TO LANDFILL	ENVIRONMENTAL WELL-BEING
3719	WAITAKI DISTRICT COUNCIL	WAITAKI'S DISTINCTIVE NATURAL ENVIRONMENT IS VALUED AND PROTECTED	RESIDENT USE OF AND SATISFACTION WITH COUNCIL'S RECYCLING SERVICES	RECYCLING/GREEN WASTE	ENVIRONMENTAL WELL-BEING
3720	WAITAKI DISTRICT COUNCIL	WAITAKI PEOPLE HAVE ACCESS TO LIFE-LONG LEARNING	EARLY CHILDHOOD EDUCATION ATTENDANCE BY YEAR ONE STUDENTS	EARLY CHILDHOOD EDUCATION	SOCIAL WELL-BEING

Appendix A: List of Community Well-beings Outcomes and Measures by Councils

S.NO.	COUNCIL	OUTCOME	MEASURES	MEASURES BROAD GROUP	WELL-BEINGS
3721	WAITAKI DISTRICT COUNCIL	WAITAKI PEOPLE HAVE ACCESS TO LIFE-LONG LEARNING	NUMBER OF COMPLAINTS ABOUT ACCESS OR TRAVELLING DISTANCES TO SCHOOLS	QUALIFICATION/SCHOOL	SOCIAL WELL-BEING
3722	WAITAKI DISTRICT COUNCIL	WAITAKI PEOPLE HAVE ACCESS TO LIFE-LONG LEARNING	PERCENTAGE OF SCHOOL LEAVERS WHO HAVE MOVED ON TO TERTIARY EDUCATION OR PERMANENT EMPLOYMENT /NUMBER OF MODERN APPRENTICESHIPS AND INDUSTRY TRAINEES	APPRENTICESHIPS FOR YOUNG PEOPLE	ECONOMIC WELL-BEING
3723	WAITAKI DISTRICT COUNCIL	WAITAKI PEOPLE HAVE ACCESS TO LIFE-LONG LEARNING	PERCENTAGE OF SCHOOL LEAVERS WITH NO FORMAL QUALIFICATION BY GENDER AND ETHNICITY	QUALIFICATION/SCHOOL	SOCIAL WELL-BEING
3724	WAITAKI DISTRICT COUNCIL	WAITAKI PEOPLE HAVE ACCESS TO LIFE-LONG LEARNING	NUMBER OF PROJECTS TE RUNANGA O MOERAKI UNDERTAKES IN SCHOOLS	QUALIFICATION/SCHOOL	SOCIAL WELL-BEING
3725	WAITAKI DISTRICT COUNCIL	WAITAKI HAS A DIVERSE, SUSTAINABLE AND GROWING ECONOMY	NARRATIVE INDICATOR WHETHER AND WHO PROVIDED SUPPORT AND ADVICE FOR BUSINESSES /NUMBER OF MENTORING CONTACTS	BUSINESS CONFIDENCE	ECONOMIC WELL-BEING
3726	WAITAKI DISTRICT COUNCIL	WAITAKI HAS A DIVERSE, SUSTAINABLE AND GROWING ECONOMY	TOTAL NUMBERS OF BENEFICIARIES BY GENDER AND ETHNICITY	POPULATION/ETHNICITY/DEMOGRAPHICS	DEMOGRAPHICS
3727	WAITAKI DISTRICT COUNCIL	WAITAKI HAS A DIVERSE, SUSTAINABLE AND GROWING ECONOMY	HOURLY INCOMES BY GENDER AND ETHNICITY	INCOME	ECONOMIC WELL-BEING
3728	WAITAKI DISTRICT COUNCIL	WAITAKI HAS A DIVERSE, SUSTAINABLE AND GROWING ECONOMY	DISTRICT GDP	GROSS DOMESTIC PRODUCT (GDP)	ECONOMIC WELL-BEING
3729	WAITAKI DISTRICT COUNCIL	WAITAKI HAS A DIVERSE, SUSTAINABLE AND GROWING ECONOMY	NUMBER OF RESOURCE CONSENTS ISSUED	PLANNING/BUILDING CONSENTS	ECONOMIC WELL-BEING
3730	WAITAKI DISTRICT COUNCIL	WAITAKI HAS A DIVERSE, SUSTAINABLE AND GROWING ECONOMY	NUMBER OF FULL-TIME EQUIVALENTS IN CULTURAL EMPLOYMENT AS % OF TOTAL EMPLOYMENT	LEVEL OF EMPLOYMENT AND BUSINESSES	ECONOMIC WELL-BEING
3731	WAITAKI DISTRICT COUNCIL	WAITAKI'S UNIQUE CULTURE AND HERITAGE ARE PRESERVED AND CELEBRATED	GUEST NIGHTS: PERCENTAGE CHANGE ANNUALLY	TOURISM	ECONOMIC WELL-BEING
3732	WAITAKI DISTRICT COUNCIL	WAITAKI'S UNIQUE CULTURE AND HERITAGE ARE PRESERVED AND CELEBRATED	RESIDENT SATISFACTION WITH BUILT ENVIRONMENT	ENVIRONMENT/ENVIRONMENTAL ATTITUDES	ENVIRONMENTAL WELL-BEING
3733	WAITAKI DISTRICT COUNCIL	WAITAKI'S UNIQUE CULTURE AND HERITAGE ARE PRESERVED AND CELEBRATED	NARRATIVE INDICATOR: WHICH IMPROVEMENTS HAVE TAKEN PLACE/ WHICH PROJECTS HAVE BEEN IMPLEMENTED IN THE (HISTORIC) HARBOURSIDE AREA?	HERITAGE/HISTORIC	CULTURAL WELL-BEING
3734	WAITAKI DISTRICT COUNCIL	WAITAKI'S UNIQUE CULTURE AND HERITAGE ARE PRESERVED AND CELEBRATED	NARRATIVE INDICATOR: WHAT HAS BEEN IMPLEMENTED OF THE CULTURE & HERITAGE STRATEGY?	HERITAGE/HISTORIC	CULTURAL WELL-BEING
3735	WAITAKI DISTRICT COUNCIL	WAITAKI'S UNIQUE CULTURE AND HERITAGE ARE PRESERVED AND CELEBRATED	RESIDENT SATISFACTION WITH WAITAKI DISTRICT AS A PLACE TO LIVE	COMMUNITY DEVELOPMENT	SOCIAL WELL-BEING
3736	WAITAKI DISTRICT COUNCIL	WAITAKI IS SERVED BY RESPONSIVE AND EFFICIENT GOVERNMENT	SATISFACTION WITH LEVEL OF CONSULTATION APPROACHABILITY OF COUNCILLORS	ELECTED MEMBERS	SOCIAL WELL-BEING
3737	WAITAKI DISTRICT COUNCIL	WAITAKI IS SERVED BY RESPONSIVE AND EFFICIENT GOVERNMENT	NARRATIVE INDICATOR ON CONSULTATION	DECISION MAKING/CONSULTATION	SOCIAL WELL-BEING
3738	WAITAKI DISTRICT COUNCIL	WAITAKI IS SERVED BY RESPONSIVE AND EFFICIENT GOVERNMENT	NARRATIVE INDICATOR ON CENTRAL GOVERNMENT IMPACT ON LOCAL GOVERNMENT	COUNCIL OPERATIONS	ECONOMIC WELL-BEING

Appendix A: List of Community Well-beings Outcomes and Measures by Councils

S.NO.	COUNCIL	OUTCOME	MEASURES	MEASURES BROAD GROUP	WELL-BEINGS
3739	WAITAKI DISTRICT COUNCIL	WAITAKI IS SERVED BY RESPONSIVE AND EFFICIENT GOVERNMENT	NARRATIVE INDICATOR ON EFFECTIVE SHARED AND INTEGRATED SERVICES, JOINT VENTURES	COUNCIL OPERATIONS	ECONOMIC WELL-BEING
3740	WAITAKI DISTRICT COUNCIL	WAITAKI IS SERVED BY RESPONSIVE AND EFFICIENT GOVERNMENT	RESIDENTS SPEND EMPHASIS ON SERVICES AND SPEND PRIORITY	COUNCIL OPERATIONS	ECONOMIC WELL-BEING
3741	WAITAKI DISTRICT COUNCIL	WAITAKI IS SERVED BY RESPONSIVE AND EFFICIENT GOVERNMENT	NARRATIVE INDICATOR ON RESULTS OF BI-ANNUAL REVIEW OF MOU BETWEEN TE RŪNANGA O MOERAKI AND WDC	DECISION MAKING/CONSULTATION	SOCIAL WELL-BEING
3742	WAITAKI DISTRICT COUNCIL	WAITAKI HAS STRONG AND PROUD COMMUNITIES	PERCENTAGE OF THE POPULATION, WHO UNDERTOOK UNPAID WORK	VOLUNTEER/UNPAID WORK	SOCIAL WELL-BEING
3743	WAITAKI DISTRICT COUNCIL	WAITAKI HAS STRONG AND PROUD COMMUNITIES	NARRATIVE INDICATOR ON COMMUNITY DEVELOPMENT	COMMUNITY DEVELOPMENT	SOCIAL WELL-BEING
3744	WAITAKI DISTRICT COUNCIL	WAITAKI HAS STRONG AND PROUD COMMUNITIES	NUMBER OF NOTIFICATIONS RECEIVED BY CHILD, YOUTH AND FAMILY (IN RELATION TO CARE AND PROTECTION, BEHAVIOURAL/RELATIONSHIP ISSUES AND YOUTH JUSTICE (14-17YO) REFERRALS FROM THE POLICE FOR FAMILY GROUP CONFERENCES	CHILD SAFETY & DEVELOPMENT	SOCIAL WELL-BEING
3745	WAITAKI DISTRICT COUNCIL	WAITAKI HAS STRONG AND PROUD COMMUNITIES	POPULATION INCREASE/DECREASE	POPULATION/ETHNICITY/DEMOGRAPHICS	DEMOGRAPHICS
3746	WAITAKI DISTRICT COUNCIL	WAITAKI HAS STRONG AND PROUD COMMUNITIES	PERCEPTIONS OF CULTURAL AND ETHNIC DIVERSITY	ARTS/CULTURE/MUSEUM/EVENTS	CULTURAL WELL-BEING
3747	WAITAKI DISTRICT COUNCIL	WAITAKI HAS ESSENTIAL TRANSPORT NETWORKS AND SERVICES	RESIDENT SATISFACTION WITH ROADS AND FOOTPATHS	FOOTPATH/WALKING/CYCLING	ECONOMIC WELL-BEING
3748	WAITAKI DISTRICT COUNCIL	WAITAKI HAS ESSENTIAL TRANSPORT NETWORKS AND SERVICES	ROADING ACCIDENTS STATISTICS	ROAD ACCIDENTS/INJURIES	ECONOMIC WELL-BEING
3749	WAITAKI DISTRICT COUNCIL	WAITAKI HAS ESSENTIAL TRANSPORT NETWORKS AND SERVICES	NARRATIVE INDICATOR ON DEVELOPMENTS AT OAMARU AIRPORT	TOURISM	ECONOMIC WELL-BEING
3750	WAITAKI DISTRICT COUNCIL	WAITAKI HAS ESSENTIAL TRANSPORT NETWORKS AND SERVICES	LENGTH OF CYCLEWAY/SWALKWAYS RESIDENT SATISFACTION WITH WALKWAYS AND CYCLEWAYS	FOOTPATH/WALKING/CYCLING	ECONOMIC WELL-BEING
3751	WAITAKI DISTRICT COUNCIL	WAITAKI HAS ESSENTIAL TRANSPORT NETWORKS AND SERVICES	DEPRIVATION INDEX BY CENSUS AREA UNIT (1 = LEAST DEPRIVED, 10= MOST DEPRIVED)	DEPRIVATION INDEX	SOCIAL WELL-BEING
3752	WAITOMO DISTRICT COUNCIL	CULTURAL HERITAGE AND SOCIAL HARMONY	A DISTRICT THAT IS ENRICHED BY THE VALUES OF ALL IT'S PEOPLE AND IN PARTICULAR MAORI HERITAGE, CULTURE, BELIEFS AND WAY OF LIFE ARE AN INHERENT AND VALUED PART OF COMMUNITY LIFE	ARTS/CULTURE/MUSEUM/EVENTS	CULTURAL WELL-BEING
3753	WAITOMO DISTRICT COUNCIL	COMMUNICATIONS AND INFORMATION	THE DISTRICT HAS A COMMUNICATION NETWORK EQUIVALENT TO THAT OF MAIN URBAN CENTRES AND A COMMUNITY THAT IS CONVERSANT IN THE USE OF MODERN COMMUNICATION TECHNOLOGY	PHONE/MOBILE/INTERNET	ECONOMIC WELL-BEING
3754	WAITOMO DISTRICT COUNCIL	VISITORS AND TOURISM	THE IMAGE AND ATTRACTION VALUE OF TOURISM IS MAXIMISED TO AID IN BRINGING NEW BUSINESS AND NEW RESIDENTS TO WAITOMO	TOURISM	ECONOMIC WELL-BEING
3755	WAITOMO DISTRICT COUNCIL	WATER SUPPLIES	HIGH QUALITY WATER SUPPLY PROVISIONS IN ALL URBAN CENTRES GREATER THAN 200 POPULATION	DRINKING WATER	ENVIRONMENTAL WELL-BEING
3756	WAITOMO DISTRICT COUNCIL	WASTEWATER AND SEWAGE	AVAILABILITY OF RELIABLE AND FUNCTIONAL SEWAGE SYSTEMS FOR URBAN COMMUNITIES GREATER THAN 200 POPULATION	SEWERAGE/WASTEWATER	ENVIRONMENTAL WELL-BEING
3757	WAITOMO DISTRICT COUNCIL	LAND USE, FARMING, FORESTRY AND MINING	PLANNED INTENSIFICATION AND DIVERSITY OF USE TO ACHIEVE THE BEST ECONOMIC BENEFIT OF LAND IN PRODUCTIVE USE	LAND UTILISATION	ECONOMIC WELL-BEING
3758	WAITOMO DISTRICT COUNCIL	MANUFACTURING PROCESS AND SERVICE INDUSTRIES	A DISTRICT THAT HAS PRIMARY SECTOR VALUE-ADDED BUSINESSES AND AN INFRASTRUCTURE OF COMMERCE THAT COMPETES IN THE GLOBAL MARKET AND PROVIDES LOCAL JOBS AND LOCAL WEALTH	LEVEL OF EMPLOYMENT AND BUSINESSES	ECONOMIC WELL-BEING

Appendix A: List of Community Well-beings Outcomes and Measures by Councils

S.NO.	COUNCIL	OUTCOME	MEASURES	MEASURES BROAD GROUP	WELL-BEINGS
3759	WAITOMO DISTRICT COUNCIL	RETAIL	TO BE SEEN AS A DESTINATION FOR SHOPPING OFFERING CHOICE AND CONVENIENCE	CBD: CITY CENTRE	ECONOMIC WELL-BEING
3760	WAITOMO DISTRICT COUNCIL	URBAN DEVELOPMENT	TO CREATE VIBRANT COMMUNITIES THAT ATTRACT PEOPLE AND INVESTMENT AND OFFER A QUALITY OF LIFE AND SOCIETY EXPECTED BY NEW ZEALANDERS IN THE 21ST CENTURY	COMMUNITY DEVELOPMENT	SOCIAL WELL-BEING
3761	WAITOMO DISTRICT COUNCIL	HOUSING AND ACCOMMODATION	AVAILABILITY OF CHOICE IN HOUSING AND VISITOR ACCOMMODATION TO MEET THE NEEDS OF ALL PEOPLE WHO WISH TO RESIDE OR VISIT THE DISTRICT, IN A WAY THAT CONTRIBUTES TO THE DISTRICT APPEAL AND IMAGE	HOUSE AFFORDABILITY	ECONOMIC WELL-BEING
3762	WAITOMO DISTRICT COUNCIL	TRANSPORT	MOVEMENT OF GOODS AND PEOPLE IS EFFICIENT, SAFE, COMPETITIVE AND CONVENIENT SO THAT COMMERCIAL AND COMMUNITY SOCIAL NEEDS ARE ABLE TO SUPPORT THE QUALITY OF LIFE EXPECTED OR CHOSEN BY THE COMMUNITY	TRANSPORT	ECONOMIC WELL-BEING
3763	WAITOMO DISTRICT COUNCIL	PRESERVING THE ENVIRONMENT	PRESERVE THE NATURAL ENVIRONMENT FOR FUTURE GENERATIONS, ENSURING THAT NATURAL RESOURCES ARE USED IN A SUSTAINABLE MANNER	ENVIRONMENT/ENVIRONMENTAL ATTITUDES	ENVIRONMENTAL WELL-BEING
3764	WAITOMO DISTRICT COUNCIL	ENERGY	MINIMISE ENERGY CONSUMPTION THROUGH EFFICIENT USE AND INVESTMENT IN ENERGY DEVELOPMENT/CAPACITY IS CARRIED OUT IN A MANNER CONSISTENT WITH A SUSTAINABLE ENVIRONMENT	ENERGY USAGE	ENVIRONMENTAL WELL-BEING
3765	WAITOMO DISTRICT COUNCIL	COASTLINE, PARKS AND RESERVES	TO PRESERVE THE NATURAL CHARACTER OF THE DISTRICTS COASTLINE AND RESERVES ENSURING PUBLIC ACCESS TO THE COASTLINE AND RESERVES	RIVER, LAKES, COASTAL AND GROUNDWATER	ENVIRONMENTAL WELL-BEING
3766	WAITOMO DISTRICT COUNCIL	WASTE	A DISTRICT THAT WORKS TOWARDS MINIMISING THE IMPACT OF WASTE ON THE ENVIRONMENT	RECYCLING/GREEN WASTE	ENVIRONMENTAL WELL-BEING
3767	WAITOMO DISTRICT COUNCIL	IMAGE	WORK TOWARDS CREATING A READILY PROSPEROUS, IDENTIFIABLE AND ATTRACTIVE IMAGE TO THE WORLD OUTSIDE WAITOMO BASED ON A STRONG INTERNAL SENSE OF PRIDE, SELF-IMAGE AND SELF-ESTEEM	COMMUNITY DEVELOPMENT	SOCIAL WELL-BEING
3768	WAITOMO DISTRICT COUNCIL	EMPLOYMENT	COLLABORATIVELY WORK TOWARDS CREATING A WIDE RANGE AND NUMBER OF EMPLOYMENT OPPORTUNITIES IN THE REGION	BUSINESS CONFIDENCE	ECONOMIC WELL-BEING
3769	WAITOMO DISTRICT COUNCIL	HEALTH	TO PURSUE PERSONAL, SOCIAL AND CULTURAL WELL-BEING SUPPORTED BY LOCALLY AVAILABLE HEALTH SERVICES	HEALTH/HEALTH SERVICES	SOCIAL WELL-BEING
3770	WAITOMO DISTRICT COUNCIL	EDUCATION	TO BE A COMMUNITY WHERE THE LEVEL OF EDUCATION OF ALL RESIDENTS IS HIGH ENOUGH TO TAKE ADVANTAGE OF OPPORTUNITIES THAT IMPROVE THE QUALITY OF LIFE FOR THE COMMUNITY	SKILLED LABOURFORCE	ECONOMIC WELL-BEING
3771	WAITOMO DISTRICT COUNCIL	RECREATION AND SOCIAL AMENITIES	A DISTRICT WHERE THE COMMUNITY IS ABLE TO ENJOY SOCIAL, CULTURAL AND SPIRITUAL WELL-BEING, THROUGH COMMUNITY AMENITIES, FACILITIES, RECREATION, SPORTS, AND ARTS ACTIVITIES THAT PROVIDE FOR A FULL QUALITY OF LIFE AND CHOICE OF ENJOYMENT FOR ALL RESIDENTS	ARTS/CULTURE/MUSEUM/EVENTS	CULTURAL WELL-BEING
3772	WAITOMO DISTRICT COUNCIL	GOVERNMENT SERVICES	TO ENSURE THE COMMUNITY HAS APPROPRIATE AND TIMELY ACCESS TO SERVICES PROVIDED BY CENTRAL GOVERNMENT	CENTRAL GOVERNMENT SERVICES	SOCIAL WELL-BEING
3773	WELLINGTON CITY COUNCIL	GOVERNANCE	RESIDENT (%) SATISFACTION WITH THE LEVEL OF CONSULTATION (EG THE RIGHT AMOUNT)	DECISION MAKING/CONSULTATION	SOCIAL WELL-BEING
3774	WELLINGTON CITY COUNCIL	GOVERNANCE	RESIDENTS(%) WHO ARE SATISFIED OR NEUTRAL (NEITHER SATISFIED NOR DISSATISFIED) WITH REGARD TO THEIR INVOLVEMENT WITH DECISION-MAKING	DECISION MAKING/CONSULTATION	SOCIAL WELL-BEING

Appendix A: List of Community Well-beings Outcomes and Measures by Councils

S.NO.	COUNCIL	OUTCOME	MEASURES	MEASURES BROAD GROUP	WELL-BEINGS
3775	WELLINGTON CITY COUNCIL	GOVERNANCE	NUMBER OF CONSULTATION PROCESSES UNDERTAKEN AND THE NUMBER OF PEOPLE THAT SUBMIT	DECISION MAKING/CONSULTATION	SOCIAL WELL-BEING
3776	WELLINGTON CITY COUNCIL	GOVERNANCE	VOTER TURN-OUT IN LOCAL ELECTIONS	ELECTIONS/VOTER TURNOUT	SOCIAL WELL-BEING
3777	WELLINGTON CITY COUNCIL	GOVERNANCE	E-DEMOCRACY PARTICIPATION -- NUMBER OF EPETITIONS AND NUMBER OF PEOPLE THAT PARTICIPATE	DECISION MAKING/CONSULTATION	SOCIAL WELL-BEING
3778	WELLINGTON CITY COUNCIL	GOVERNANCE	COUNCIL AND COMMITTEE AGENDAS (%) MADE AVAILABLE TO THE PUBLIC DAYS PRIOR TO THE MEETING	COUNCIL OPERATIONS	SOCIAL WELL-BEING
3779	WELLINGTON CITY COUNCIL	GOVERNANCE	RESIDENTS (%) WHO AGREE THAT COUNCIL INFORMATION IS EASY TO ACCESS (I.E. FROM WEB CENTRE, LIBRARIES, NEWSPAPERS, ETC)	COUNCIL OPERATIONS	SOCIAL WELL-BEING
3780	WELLINGTON CITY COUNCIL	GOVERNANCE	CONTACT CENTRE RESPONSE RATE TO: CALLS(%) ANSWERED WITHIN 30 SECONDS AND EMAILS(%) RESPONDED TO WITHIN 24 HOURS	COUNCIL OPERATIONS	SOCIAL WELL-BEING
3781	WELLINGTON CITY COUNCIL	GOVERNANCE	MANA WHENUA PARTNER SURVEY -- SATISFACTION WITH COUNCIL RELATIONSHIP, INCLUDING: GENERAL RELATIONSHIP AND MEMORANDUM OF UNDERSTANDING POLICY AND RESOURCE MANAGEMENT ACT ADVICE PROTOCOL ADVICE	PLANNING/BUILDING CONSENTS	ECONOMIC WELL-BEING
3782	WELLINGTON CITY COUNCIL	GOVERNANCE	MAORI RESIDENTS*(%) WHO ARE SATISFIED OR (NEUTRAL NEITHER SATISFIED NOR DISSATISFIED) WITH REGARD TO THEIR INVOLVEMENT WITH DECISION-MAKING	DECISION MAKING/CONSULTATION	SOCIAL WELL-BEING
3783	WELLINGTON CITY COUNCIL	ENVIRONMENT	RESIDENT SATISFACTION (%) WITH THE QUALITY AND MAINTENANCE OF GARDENS AND BEACHES LOCAL PARKS BOTANIC GARDENS BEACHES AND COASTAL AREAS	PARKS/RESERVES/OPEN SPACES	ENVIRONMENTAL WELL-BEING
3784	WELLINGTON CITY COUNCIL	ENVIRONMENT	CITY MOWING SITES (%) COMPLIANCE WITH QUALITY PERFORMANCE STANDARDS IE GRASS LENGTH AND HEALTH	PARKS/RESERVES/OPEN SPACES	ENVIRONMENTAL WELL-BEING
3785	WELLINGTON CITY COUNCIL	ENVIRONMENT	BEACH AREAS (%) COMPLIANCE WITH QUALITY PERFORMANCE STANDARDS IEMAIINTENANCE	COUNCIL OPERATIONS	SOCIAL WELL-BEING
3786	WELLINGTON CITY COUNCIL	ENVIRONMENT	BOTANIC GARDEN PLANT COLLECTION (%) COMPLIANCE WITH QUALITY PERFORMANCE STANDARDS (I.E. PLANT HEALTH)	PARKS/RESERVES/OPEN SPACES	ENVIRONMENTAL WELL-BEING
3787	WELLINGTON CITY COUNCIL	ENVIRONMENT	REPORTED HAZARDS (%) THAT ARE MADE SAFE (OR SECURED) WITHIN 24 HOURS	POLLUTION	ENVIRONMENTAL WELL-BEING
3788	WELLINGTON CITY COUNCIL	ENVIRONMENT	RESIDENT FREQUENCY (%) OF USAGE OF GARDENS AND BEACHES: LOCAL PARKS BOTANIC GARDENS BEACHES AND COASTAL AREAS	PARKS/RESERVES/OPEN SPACES	ENVIRONMENTAL WELL-BEING
3789	WELLINGTON CITY COUNCIL	ENVIRONMENT	RESIDENT RATING THEIR EASE EASY OR VERY EASY TO ACCESS THEIR LOCAL GARDENS AND BEACH AREAS	PARKS/RESERVES/OPEN SPACES	ENVIRONMENTAL WELL-BEING
3790	WELLINGTON CITY COUNCIL	ENVIRONMENT	RESIDENTS WHO AGREE THAT GARDENS AND BEACH SERVICES PROVIDE GOOD VALUE FOR MONEY	PARKS/RESERVES/OPEN SPACES	ENVIRONMENTAL WELL-BEING
3791	WELLINGTON CITY COUNCIL	ENVIRONMENT	RESIDENT SATISFACTION (%) WITH THE QUALITY AND MAINTENANCE OF GREEN OPEN SPACES: ROADSIDE VEGETATION STREET CLEANING TOWN BELTS WALKWAYS	PARKS/RESERVES/OPEN SPACES	ENVIRONMENTAL WELL-BEING
3792	WELLINGTON CITY COUNCIL	ENVIRONMENT	STREET CLEANING (%) COMPLIANCE WITH QUALITY PERFORMANCE STANDARDS (I.E. THE STREETS ARE FREE OF LITTER)	FOOTPATH/WALKING/CYCLING	ECONOMIC WELL-BEING
3793	WELLINGTON CITY COUNCIL	ENVIRONMENT	TOWN BELTS -- TOTAL AREA OF TOWN BELTS RESTORATIVE PLANTING (HECTARES)	PARKS/RESERVES/OPEN SPACES	ENVIRONMENTAL WELL-BEING
3794	WELLINGTON CITY COUNCIL	ENVIRONMENT	KEY NATIVE ECO-SYSTEMS WITH OPERATIONAL 'PEST MANAGEMENT PLAN'	PEST CONTROL	ENVIRONMENTAL WELL-BEING
3795	WELLINGTON CITY COUNCIL	ENVIRONMENT	WALKWAYS -- PRIMARY WALKWAYS AND TRACKS (%) COMPLIANT WITH NATIONAL STANDARDS (I.E. ASSESSING INTEGRITY OF STRUCTURES, TRACK MAINTENANCE, ETC)	FOOTPATH/WALKING/CYCLING	ENVIRONMENTAL WELL-BEING

Appendix A: List of Community Well-beings Outcomes and Measures by Councils

S.NO.	COUNCIL	OUTCOME	MEASURES	MEASURES BROAD GROUP	WELL-BEINGS
3796	WELLINGTON CITY COUNCIL	ENVIRONMENT	REPORTED (%) HAZARDS THAT ARE MADE SAFE OR SECURED WITHIN 24 HOURS	POLLUTION	ENVIRONMENTAL WELL-BEING
3797	WELLINGTON CITY COUNCIL	ENVIRONMENT	RESIDENT (%) RATING THEIR EASE (EASY OR VERY EASY) TO ACCESS GREEN OPEN SPACES	PARKS/RESERVES/OPEN SPACES	ENVIRONMENTAL WELL-BEING
3798	WELLINGTON CITY COUNCIL	ENVIRONMENT	RESIDENT FREQUENCY OF USAGE (%) OF GREEN OPEN SPACES: TOWN BELTS WALKWAYS	FOOTPATH/WALKING/CYCLING	ENVIRONMENTAL WELL-BEING
3799	WELLINGTON CITY COUNCIL	ENVIRONMENT	COMMUNITY GROUPS THAT PARTICIPATE IN WCC SUPPORTED PLANTING ACTIVITIES AND THE NUMBER OF PLANTINGS	VOLUNTEER/UNPAID WORK	SOCIAL WELL-BEING
3800	WELLINGTON CITY COUNCIL	ENVIRONMENT	ENVIRONMENTAL GRANTS NUMBER OF APPLICANTS NUMBER OF SUCCESSFUL APPLICANTS TOTAL BUDGET ALLOCATED TO GRANTS	GRANTS/FUNDING	ENVIRONMENTAL WELL-BEING
3801	WELLINGTON CITY COUNCIL	ENVIRONMENT	RESIDENTS (%) WHO AGREE THAT GREEN OPEN SPACES SERVICES PROVIDE GOOD VALUE FOR MONEY	FOOTPATH/WALKING/CYCLING	ENVIRONMENTAL WELL-BEING
3802	WELLINGTON CITY COUNCIL	ENVIRONMENT	WATER COMPLIANCE (%) WITH DRINKING WATER STANDARDS FOR NZ(2005)	DRINKING WATER	ENVIRONMENTAL WELL-BEING
3803	WELLINGTON CITY COUNCIL	ENVIRONMENT	WATER DISTRIBUTION NETWORK -- QUALITY GRADING (MINISTRY OF HEALTH)*	ENVIRONMENT/ENVIRONMENTAL ATTITUDES	ENVIRONMENTAL WELL-BEING
3804	WELLINGTON CITY COUNCIL	ENVIRONMENT	CUSTOMER NETWORK COMPLAINTS REGARDING WATER QUALITY (TASTE AND ODOUR)	DRINKING WATER	ENVIRONMENTAL WELL-BEING
3805	WELLINGTON CITY COUNCIL	ENVIRONMENT	CUSTOMER SATISFACTION (%) WITH WATER NETWORK SERVICE (CALLING CARDS)	DRINKING WATER	ENVIRONMENTAL WELL-BEING
3806	WELLINGTON CITY COUNCIL	ENVIRONMENT	PROPERTIES (%)WITH APPROPRIATE WATER PRESSURE (A MINIMUM OF 250KPA)	WATER SUPPLY	ENVIRONMENTAL WELL-BEING
3807	WELLINGTON CITY COUNCIL	ENVIRONMENT	FIRE HYDRANTS (%) TESTED THAT MEET NZFS CODE OF PRACTICE FIRE FIGHTING WATER SUPPLY REQUIREMENTS	WATER SUPPLY	ENVIRONMENTAL WELL-BEING
3808	WELLINGTON CITY COUNCIL	ENVIRONMENT	RESPONSE TIME TO SERVICE REQUESTS (%) -- TO RESPOND TO ALL REQUESTS FOR SERVICE WITHIN HOUR OF NOTIFICATION**	COUNCIL OPERATIONS	ENVIRONMENTAL WELL-BEING
3809	WELLINGTON CITY COUNCIL	ENVIRONMENT	UNACCOUNTED FOR WATER (%) FROM THE NETWORK	WATER SUPPLY	ENVIRONMENTAL WELL-BEING
3810	WELLINGTON CITY COUNCIL	ENVIRONMENT	RESIDENTIAL WATER CONSUMPTION	RIVER, LAKES, COASTAL AND GROUNDWATER	ENVIRONMENTAL WELL-BEING
3811	WELLINGTON CITY COUNCIL	ENVIRONMENT	RESIDENTS (%) WHO AGREE THAT WATER SERVICES PROVIDE GOOD VALUE FOR MONEY	DRINKING WATER	ENVIRONMENTAL WELL-BEING
3812	WELLINGTON CITY COUNCIL	ENVIRONMENT	BATHING BEACHES (%) - COMPLIANCE WITH MINISTRY OF ENVIRONMENT GUIDELINES (GREEN STATUS)	RIVER, LAKES, COASTAL AND GROUNDWATER	ENVIRONMENTAL WELL-BEING
3813	WELLINGTON CITY COUNCIL	ENVIRONMENT	FRESHWATER SITES WITHIN ACCEPTABLE FAECAL COLIFORM COUNTS	RIVER, LAKES, COASTAL AND GROUNDWATER	ENVIRONMENTAL WELL-BEING
3814	WELLINGTON CITY COUNCIL	ENVIRONMENT	CUSTOMER SATISFACTION (%) WITH WASTEWATER AND STORMWATER NETWORK SERVICE (CALLING CARDS)	WATER SUPPLY	ENVIRONMENTAL WELL-BEING
3815	WELLINGTON CITY COUNCIL	ENVIRONMENT	RESPONSE TIME TO SERVICE REQUESTS (%) -- TO RESPOND TO ALL REQUESTS FOR SERVICE WITHIN ONE HOUR OF NOTIFICATION*	COUNCIL OPERATIONS	ENVIRONMENTAL WELL-BEING
3816	WELLINGTON CITY COUNCIL	ENVIRONMENT	PROPERTIES FLOODED (BUILDINGS) AS A RESULT OF A ONE IN 50 YEAR RAIN EVENT (REPORTED ONLY)	NATURAL DISASTER/RESILIENCE	ENVIRONMENTAL WELL-BEING
3817	WELLINGTON CITY COUNCIL	ENVIRONMENT	STORMWATER NETWORK - RESOURCES CONSENT COMPLIANCE	WATER SUPPLY	ENVIRONMENTAL WELL-BEING
3818	WELLINGTON CITY COUNCIL	ENVIRONMENT	SEWAGE NETWORK - RESOURCES CONSENT COMPLIANCE	SEWERAGE/WASTEWATER	ENVIRONMENTAL WELL-BEING
3819	WELLINGTON CITY COUNCIL	ENVIRONMENT	RESIDENTS (%) WHO AGREE THAT WASTEWATER AND STORMWATER SERVICES PROVIDE GOOD VALUE FOR MONEY	WATER SUPPLY	ENVIRONMENTAL WELL-BEING
3820	WELLINGTON CITY COUNCIL	ENVIRONMENT	RESIDENT SATISFACTION WITH WASTE MANAGEMENT SERVICES -- SPECIFICALLY: RECYCLING COLLECTION WASTE COLLECTION	RECYCLING/GREEN WASTE	ENVIRONMENTAL WELL-BEING
3821	WELLINGTON CITY COUNCIL	ENVIRONMENT	CITY AND WCC CORPORATE GREEN HOUSE GAS EMISSIONS	AIR QUALITY	ENVIRONMENTAL WELL-BEING

Appendix A: List of Community Well-beings Outcomes and Measures by Councils

S.NO.	COUNCIL	OUTCOME	MEASURES	MEASURES BROAD GROUP	WELL-BEINGS
3822	WELLINGTON CITY COUNCIL	ENVIRONMENT	RESIDENT (%) WEEKLY USAGE OF WASTE COLLECTION SERVICES: RECYCLING COLLECTION WASTE COLLECTION	RECYCLING/GREEN WASTE	ENVIRONMENTAL WELL-BEING
3823	WELLINGTON CITY COUNCIL	ENVIRONMENT	KERBSIDE RECYCLING COLLECTED (TONNES)	RECYCLING/GREEN WASTE	ENVIRONMENTAL WELL-BEING
3824	WELLINGTON CITY COUNCIL	ENVIRONMENT	KERBSIDE WASTE COLLECTED (TONNES)	WASTE TO LANDFILL	ENVIRONMENTAL WELL-BEING
3825	WELLINGTON CITY COUNCIL	ENVIRONMENT	LANDFILL RESOURCE CONSENT COMPLIANCE	WASTE TO LANDFILL	ENVIRONMENTAL WELL-BEING
3826	WELLINGTON CITY COUNCIL	ENVIRONMENT	TOTAL WASTE TO THE LANDFILL AND TOTAL RECYCLABLE MATERIAL DIVERTED FROM THE LANDFILL	WASTE TO LANDFILL	ENVIRONMENTAL WELL-BEING
3827	WELLINGTON CITY COUNCIL	ENVIRONMENT	ENERGY SOURCED FROM THE SOUTHERN LANDFILL (GWH)	ENERGY USAGE	ENVIRONMENTAL WELL-BEING
3828	WELLINGTON CITY COUNCIL	ENVIRONMENT	WCC CORPORATE ENERGY USE (ELECTRICITY AND NATURAL GAS COMBINED); CIVIC COMPLEX POOLS AND RECREATION FACILITIES CONVENTION CENTRE	RECREATIONAL FACILITIES	SOCIAL WELL-BEING
3829	WELLINGTON CITY COUNCIL	ENVIRONMENT	RESIDENTS (%) WHO AGREE THAT WASTE MANAGEMENT SERVICES PROVIDE GOOD VALUE FOR MONEY	RECYCLING/GREEN WASTE	ENVIRONMENTAL WELL-BEING
3830	WELLINGTON CITY COUNCIL	ENVIRONMENT	KARORI SANCTUARY - VISITORS	COUNCIL FACILITIES	SOCIAL WELL-BEING
3831	WELLINGTON CITY COUNCIL	ENVIRONMENT	KARORI SANCTUARY - EDUCATION PROGRAMME ATTENDEES	COMMUNITY DEVELOPMENT	SOCIAL WELL-BEING
3832	WELLINGTON CITY COUNCIL	ENVIRONMENT	WELLINGTON ZOO VISITORS	COUNCIL FACILITIES	SOCIAL WELL-BEING
3833	WELLINGTON CITY COUNCIL	ENVIRONMENT	WELLINGTON ZOO EDUCATION PROGRAMME ATTENDEES	COMMUNITY DEVELOPMENT	SOCIAL WELL-BEING
3834	WELLINGTON CITY COUNCIL	ENVIRONMENT	KARORI SANCTUARY - VISITOR & EDUCATION CENTRE PROJECT CONSTRUCTION PROGRAMME	COMMUNITY DEVELOPMENT	SOCIAL WELL-BEING
3835	WELLINGTON CITY COUNCIL	ENVIRONMENT	WELLINGTON ZOO CAPITAL PROGRAMME	COUNCIL FACILITIES	SOCIAL WELL-BEING
3836	WELLINGTON CITY COUNCIL	ENVIRONMENT	WELLINGTON ZOO RATIO OF GENERATED TRUST INCOME AS A OF WCC GRANT	GRANTS/FUNDING	ENVIRONMENTAL WELL-BEING
3837	WELLINGTON CITY COUNCIL	ENVIRONMENT	WELLINGTON ZOO AVERAGE WCC SUBSIDY PER VISITOR	COUNCIL FACILITIES	SOCIAL WELL-BEING
3838	WELLINGTON CITY COUNCIL	ENVIRONMENT	AGGREGATE (TONNES) PRODUCED FROM THE QUARRY	ENVIRONMENT/ENVIRONMENTAL ATTITUDES	ENVIRONMENTAL WELL-BEING
3839	WELLINGTON CITY COUNCIL	ENVIRONMENT	RESOURCE CONSENT COMPLIANCE	PLANNING/BUILDING CONSENTS	ECONOMIC WELL-BEING
3840	WELLINGTON CITY COUNCIL	ENVIRONMENT	DISTRICT PLAN REQUIREMENT COMPLIANCE	PLANNING/BUILDING CONSENTS	ECONOMIC WELL-BEING
3841	WELLINGTON CITY COUNCIL	ENVIRONMENT	QUARRY LICENSE COMPLIANCE	ENVIRONMENT/ENVIRONMENTAL ATTITUDES	ENVIRONMENTAL WELL-BEING
3842	WELLINGTON CITY COUNCIL	ECONOMIC DEVELOPMENT	TE PAPA VISITORS (BY OVERSEAS VISITORS (OV) AND NZ VISITORS FROM OUTSIDE THE REGION (NZOR))	TOURISM	ECONOMIC WELL-BEING
3843	WELLINGTON CITY COUNCIL	ECONOMIC DEVELOPMENT	INTERNATIONAL VISITORS GUEST NIGHTS	TOURISM	ECONOMIC WELL-BEING
3844	WELLINGTON CITY COUNCIL	ECONOMIC DEVELOPMENT	INTERNATIONAL VISITORS - MARKET SHARE (US, UK AND AUSTRALIAN)	TOURISM	ECONOMIC WELL-BEING
3845	WELLINGTON CITY COUNCIL	ECONOMIC DEVELOPMENT	NEW ZEALAND MARKET VISITORS	TOURISM	ECONOMIC WELL-BEING
3846	WELLINGTON CITY COUNCIL	ECONOMIC DEVELOPMENT	POSITIVELY WELLINGTON TOURISM PARTNERSHIP FUNDING COMPARED TO WCC FUNDING (%)	TOURISM	ECONOMIC WELL-BEING
3847	WELLINGTON CITY COUNCIL	ECONOMIC DEVELOPMENT	EVENTS DEVELOPMENT FUND EVENTS SUPPORTED ESTIMATED ATTENDANCE	ARTS/CULTURE/MUSEUM/EVENTS	CULTURAL WELL-BEING
3848	WELLINGTON CITY COUNCIL	ECONOMIC DEVELOPMENT	EVENTS DEVELOPMENT FUND - ECONOMIC IMPACT OF EVENTS (NEW SPEND)*	ARTS/CULTURE/MUSEUM/EVENTS	CULTURAL WELL-BEING
3849	WELLINGTON CITY COUNCIL	ECONOMIC DEVELOPMENT	CARTER OBSERVATORY VISITORS	COUNCIL FACILITIES	SOCIAL WELL-BEING
3850	WELLINGTON CITY COUNCIL	ECONOMIC DEVELOPMENT	FREE ONS-TREET WEEKEND PARKING -- WEEKEND CAR PARK TURNOVER RATES	TRANSPORT	ECONOMIC WELL-BEING
3851	WELLINGTON CITY COUNCIL	ECONOMIC DEVELOPMENT	WELLINGTON CONVENTION CENTRE AND TSB ARENA EVENTS	COUNCIL FACILITIES	SOCIAL WELL-BEING
3852	WELLINGTON CITY COUNCIL	ECONOMIC DEVELOPMENT	WELLINGTON CONVENTION CENTRE AND TSB ARENA OCCUPANCY	COUNCIL FACILITIES	SOCIAL WELL-BEING

Appendix A: List of Community Well-beings Outcomes and Measures by Councils

S.NO.	COUNCIL	OUTCOME	MEASURES	MEASURES BROAD GROUP	WELL-BEINGS
3853	WELLINGTON CITY COUNCIL	ECONOMIC DEVELOPMENT	CREATIVE WORKFORCE - BUSSINESSES, JOBS AND GDP BY TARGETED SECTORS (EDUCATION SECTOR, FOOD & BEVERAGE SECTOR, MANUFACTURING SECTOR, FILM SECTOR AND PRIMARY SECTOR)	SKILLED LABOURFORCE	ECONOMIC WELL-BEING
3854	WELLINGTON CITY COUNCIL	ECONOMIC DEVELOPMENT	ECONOMIC GRANTS NUMBER OF APPLICANTS NUMBER OF SUCCESSFUL APPLICANTS TOTAL BUDGET ALLOCATED	COMMUNITY DEVELOPMENT	SOCIAL WELL-BEING
3855	WELLINGTON CITY COUNCIL	ECONOMIC DEVELOPMENT	EVENTS / ACTIVITIES HELD WITH FORMAL INTERNATIONAL PARTNERSHIP CITIES (IN WELLINGTON AND OVERSEAS)	ARTS/CULTURE/MUSEUM/EVENTS	CULTURAL WELL-BEING
3856	WELLINGTON CITY COUNCIL	ECONOMIC DEVELOPMENT	LONG HAUL AIRLINE PROJECT PROJECT MILESTONES	BUSINESS CONFIDENCE	ECONOMIC WELL-BEING
3857	WELLINGTON CITY COUNCIL	CULTURAL WELL-BEING	GALLERIES AND MUSEUMS VISITORS MUSEUM OF CITY AND SEA CITY GALLERY CAPITAL E WELLINGTON CABLE CAR MUSEUM COLONIAL COTTAGE MUSEUM NZ CIRCKET MUSEUM	ARTS/CULTURE/MUSEUM/EVENTS	CULTURAL WELL-BEING
3858	WELLINGTON CITY COUNCIL	CULTURAL WELL-BEING	GALLERIES AND MUSEUMS MAJOR EVENTS AND EXHIBITIONS HELD	ARTS/CULTURE/MUSEUM/EVENTS	CULTURAL WELL-BEING
3859	WELLINGTON CITY COUNCIL	CULTURAL WELL-BEING	AVERAGE SUBSIDY PER CUSTOMER	ARTS/CULTURE/MUSEUM/EVENTS	CULTURAL WELL-BEING
3860	WELLINGTON CITY COUNCIL	CULTURAL WELL-BEING	SATISFACTION WITH CITY ARCHIVE SERVICES AND FACILITIES	COUNCIL FACILITIES	SOCIAL WELL-BEING
3861	WELLINGTON CITY COUNCIL	CULTURAL WELL-BEING	CITY ARCHIVES - USERS ACCESSING ARCHIVES RESOURCES	HERITAGE/HISTORIC	CULTURAL WELL-BEING
3862	WELLINGTON CITY COUNCIL	CULTURAL WELL-BEING	ITEMS ADDED TO THE CITY ARCHIVES ONLINE DATABASE	HERITAGE/HISTORIC	CULTURAL WELL-BEING
3863	WELLINGTON CITY COUNCIL	CULTURAL WELL-BEING	COMPLIANCE WITH NATIONAL ARCHIVES STANDARDS	HERITAGE/HISTORIC	CULTURAL WELL-BEING
3864	WELLINGTON CITY COUNCIL	CULTURAL WELL-BEING	SATISFACTION WITH COUNCIL SUPPORTED ARTS AND CULTURAL FESTIVALS	ARTS/CULTURE/MUSEUM/EVENTS	CULTURAL WELL-BEING
3865	WELLINGTON CITY COUNCIL	CULTURAL WELL-BEING	ARTS AND CULTURAL FESTIVALS ESTIMATED ATTENDANCE	ARTS/CULTURE/MUSEUM/EVENTS	CULTURAL WELL-BEING
3866	WELLINGTON CITY COUNCIL	CULTURAL WELL-BEING	ARTS AND CULTURAL FESTIVALS SUPPORTED	ARTS/CULTURE/MUSEUM/EVENTS	CULTURAL WELL-BEING
3867	WELLINGTON CITY COUNCIL	CULTURAL WELL-BEING	VENUES SUBSIDY - COMMUNITY GROUPS THAT ACCESS THE CONVENTION CENTRE VIA THE SUBSIDY	COMMUNITY DEVELOPMENT	SOCIAL WELL-BEING
3868	WELLINGTON CITY COUNCIL	CULTURAL WELL-BEING	CULTURAL GRANTS NUMBER OF APPLICANTS NUMBER OF SUCCESSFUL APPLICANTS TOTAL BUDGET ALLOCATED	GRANTS/FUNDING	CULTURAL WELL-BEING
3869	WELLINGTON CITY COUNCIL	CULTURAL WELL-BEING	CUSTOMER (%) SATISFACTION WITH THE NZ INTERNATIONAL FESTIVAL OF THE ARTS	ARTS/CULTURE/MUSEUM/EVENTS	CULTURAL WELL-BEING
3870	WELLINGTON CITY COUNCIL	CULTURAL WELL-BEING	TOTAL TICKETS SOLD TO THE NZ INTERNATIONAL FESTIVAL OF THE ARTS AND PROPORTION SOLD TO CUSTOMERS OUTSIDE THE REGION	ARTS/CULTURE/MUSEUM/EVENTS	CULTURAL WELL-BEING
3871	WELLINGTON CITY COUNCIL	CULTURAL WELL-BEING	ECONOMIC CONTRIBUTION (\$) THE NZ INTERNATIONAL ARTS FESTIVAL MAKES TO THE CITY'S ECONOMY (NEW SPEND)	ARTS/CULTURE/MUSEUM/EVENTS	CULTURAL WELL-BEING
3872	WELLINGTON CITY COUNCIL	CULTURAL WELL-BEING	PUBLIC ART PROJECTS (#) DELIVERED THROUGH THE PUBLIC ART FUND	ARTS/CULTURE/MUSEUM/EVENTS	CULTURAL WELL-BEING
3873	WELLINGTON CITY COUNCIL	CULTURAL WELL-BEING	USER (%) SATISFACTION WITH TOI PONEKE FACILITIES AND SERVICES	COUNCIL FACILITIES	SOCIAL WELL-BEING
3874	WELLINGTON CITY COUNCIL	CULTURAL WELL-BEING	TOI PONEKE USAGE: ARTISTS IN STUDIO ORGANIZATIONS / BUSINESSES BASED AT FACILITY	ARTS/CULTURE/MUSEUM/EVENTS	CULTURAL WELL-BEING
3875	WELLINGTON CITY COUNCIL	CULTURAL WELL-BEING	OCCUPANCY - CASUAL ROOMS, STUDIOS, TENDANCY	TOURISM	ECONOMIC WELL-BEING
3876	WELLINGTON CITY COUNCIL	SOCIAL AND RECREATION	USER (%) SATISFACTION WITH SERVICES AND FACILITIES	COUNCIL FACILITIES	SOCIAL WELL-BEING
3877	WELLINGTON CITY COUNCIL	SOCIAL AND RECREATION	RESIDENTS (%) WHO ARE REGISTERED MEMBERS	RECREATIONAL FACILITIES	ECONOMIC WELL-BEING
3878	WELLINGTON CITY COUNCIL	SOCIAL AND RECREATION	RESIDENTS (%) SATISFACTION WITH RANGE AND VARIETY OF COLLECTION	RECREATIONAL FACILITIES	SOCIAL WELL-BEING
3879	WELLINGTON CITY COUNCIL	SOCIAL AND RECREATION	LIBRARIES PHYSICAL VISITS AND WEBSITE VISITS	COUNCIL OPERATIONS	ECONOMIC WELL-BEING
3880	WELLINGTON CITY COUNCIL	SOCIAL AND RECREATION	LIBRARY PROGRAMMES ESTIMATED ATTENDEES	COUNCIL FACILITIES	SOCIAL WELL-BEING

Appendix A: List of Community Well-beings Outcomes and Measures by Councils

S.NO.	COUNCIL	OUTCOME	MEASURES	MEASURES BROAD GROUP	WELL-BEINGS
3881	WELLINGTON CITY COUNCIL	SOCIAL AND RECREATION	LIBRARY ITEMS ISSUED	COUNCIL FACILITIES	SOCIAL WELL-BEING
3882	WELLINGTON CITY COUNCIL	SOCIAL AND RECREATION	RESIDENTS (%) WHO AGREE THAT LIBRARY SERVICES AND FACILITIES PROVIDE GOOD VALUE FOR MONEY	COUNCIL FACILITIES	SOCIAL WELL-BEING
3883	WELLINGTON CITY COUNCIL	SOCIAL AND RECREATION	USERS OF PROGRAMMES: RECREATION PROGRAMMES (EXCEL REC CENTERS RECREATION CENTRE PROGRAMMES LEARN TO SWIM PROGRAMMERS (ENROLMENTS) AQUATIC EDUCATION LEISURE CARD	RECREATIONAL FACILITIES	SOCIAL WELL-BEING
3884	WELLINGTON CITY COUNCIL	SOCIAL AND RECREATION	RESIDENT (%) RATING THEIR EASE (EASY OR VERY EASY) TO ACCESS WCC RECREATION FACILITIES AND PROGRAMMES	RECREATIONAL FACILITIES	SOCIAL WELL-BEING
3885	WELLINGTON CITY COUNCIL	SOCIAL AND RECREATION	SPORTS FORUMS HELD AND ESTIMATED ATTENDANCE	RECREATIONAL FACILITIES	ECONOMIC WELL-BEING
3886	WELLINGTON CITY COUNCIL	SOCIAL AND RECREATION	SPORTS DEVELOPMENT FUND GRANTS - NUMBER OF APPLICANTS NUMBER OF SUCCESSFUL APPLICANTS TOTAL BUDGET ALLOCATED TO GRANT	COMMUNITY DEVELOPMENT	ECONOMIC WELL-BEING
3887	WELLINGTON CITY COUNCIL	SOCIAL AND RECREATION	USER (%) SATISFACTION WITH RECREATION SERVICES AND FACILITIES SWIMMING POOLS RECREATION CENTRES PLAYGROUNDS SPORTSFIELDS	RECREATIONAL FACILITIES	SOCIAL WELL-BEING
3888	WELLINGTON CITY COUNCIL	SOCIAL AND RECREATION	USERS OF FACILITIES SWIMMING POOLS RECREATION CENTRES	RECREATIONAL FACILITIES	SOCIAL WELL-BEING
3889	WELLINGTON CITY COUNCIL	SOCIAL AND RECREATION	SPOTSFIELDS QUALITY GRADING SPORTSFIELDSWITHIN EACH GRADING CATEGORY (I.E. GRADE A TO C AND SAND)	RECREATIONAL FACILITIES	ECONOMIC WELL-BEING
3890	WELLINGTON CITY COUNCIL	SOCIAL AND RECREATION	SPORTS FIELDS - SCHEDULED SPORTS GAMES (%) THAT ARE PLAYED	RECREATIONAL FACILITIES	SOCIAL WELL-BEING
3891	WELLINGTON CITY COUNCIL	SOCIAL AND RECREATION	SPORTS FIELDS - UTILISATION (RECOMMENDED USAGE VERSUS ACTUAL USAGE)	RECREATIONAL FACILITIES	SOCIAL WELL-BEING
3892	WELLINGTON CITY COUNCIL	SOCIAL AND RECREATION	MARINAS OCCUPANCY	RECREATIONAL FACILITIES	SOCIAL WELL-BEING
3893	WELLINGTON CITY COUNCIL	SOCIAL AND RECREATION	RESIDENTS (%) WHO AGREE THAT WCC RECREATION SERVICES AND FACILITIES PROVIDE GOOD VALUE FOR MONEY	RECREATIONAL FACILITIES	SOCIAL WELL-BEING
3894	WELLINGTON CITY COUNCIL	SOCIAL AND RECREATION	WHO 'SAFE COMMUNITY' STATUS - RETENTION	CRIME/SAFETY	SOCIAL WELL-BEING
3895	WELLINGTON CITY COUNCIL	SOCIAL AND RECREATION	COMPLAINTS RECEIVED WCC PUBLIC TOILETS DOG CONTROL FOOD PREMISE	COUNCIL FACILITIES	SOCIAL WELL-BEING
3896	WELLINGTON CITY COUNCIL	SOCIAL AND RECREATION	FOOD PREMISES WITH AN INSPECTION RATING OF EXCELLENT OR VERY GOOD THAT MAINTAIN OR IMPROVE THEIR INSPECTION RATING	HEALTH/HEALTH SERVICES	SOCIAL WELL-BEING
3897	WELLINGTON CITY COUNCIL	SOCIAL AND RECREATION	USERS (%) WHO ARE SATISFIED OR NEUTRAL (NEITHER SATISFIED NOR DISSATISFIED) WITH REGARD TO THE CLEANLINESS OF WCC PUBLIC TOILET	COUNCIL FACILITIES	SOCIAL WELL-BEING
3898	WELLINGTON CITY COUNCIL	SOCIAL AND RECREATION	WCC PUBLIC TOILETS (%) THAT MEET THE REQUIRED CLEANING AND MAINTENANCE PERFORMANCE STANDARDS	COUNCIL FACILITIES	SOCIAL WELL-BEING
3899	WELLINGTON CITY COUNCIL	SOCIAL AND RECREATION	EMERGENCY MANAGEMENT PARTNER SURVEY -- SATISFACTION (%) WITH EMERGENCY PREPAREDNESS AND PLANNING	NATURAL DISASTER/RESILIENCE	ENVIRONMENTAL WELL-BEING
3900	WELLINGTON CITY COUNCIL	SOCIAL AND RECREATION	EMERGENCY MANAGEMENT PROGRAMMES - BUSINESSES, SCHOOLS AND COMMUNITY GROUPS	NATURAL DISASTER/RESILIENCE	ENVIRONMENTAL WELL-BEING
3901	WELLINGTON CITY COUNCIL	SOCIAL AND RECREATION	RESPONSE RATE TO SERVICE REQUESTS: DOG CONTROL - URGENT WITHIN 1 HOUR / NON-URGENT WITHIN 24 HOURS	COUNCIL OPERATIONS	SOCIAL WELL-BEING
3902	WELLINGTON CITY COUNCIL	SOCIAL AND RECREATION	HAZARDOUS SUBSTANCES - URGENT WITHIN 1 HOUR	POLLUTION	ENVIRONMENTAL WELL-BEING
3903	WELLINGTON CITY COUNCIL	SOCIAL AND RECREATION	FOOD PREMISES - URGENT WITHIN 1 HOUR /NON-URGENT WITHIN 48 HOURS	HEALTH/HEALTH SERVICES	SOCIAL WELL-BEING
3904	WELLINGTON CITY COUNCIL	SOCIAL AND RECREATION	PUBLIC TOILETS - URGENT WITH IN 4 HOURS/ NON-URGENT WITHIN 3 DAYS	COUNCIL FACILITIES	SOCIAL WELL-BEING

Appendix A: List of Community Well-beings Outcomes and Measures by Councils

S.NO.	COUNCIL	OUTCOME	MEASURES	MEASURES BROAD GROUP	WELL-BEINGS
3905	WELLINGTON CITY COUNCIL	SOCIAL AND RECREATION	INSPECTION SCHEDULE COMPLETION INCLUDING LIQUOR LICENSED PREMISES	COUNCIL OPERATIONS	SOCIAL WELL-BEING
3906	WELLINGTON CITY COUNCIL	SOCIAL AND RECREATION	FOOD LICENSED PREMISES	HEALTH/HEALTH SERVICES	SOCIAL WELL-BEING
3907	WELLINGTON CITY COUNCIL	SOCIAL AND RECREATION	TENANT SATISFACTION (%) WITH SERVICES AND FACILITIES	COUNCIL FACILITIES	SOCIAL WELL-BEING
3908	WELLINGTON CITY COUNCIL	SOCIAL AND RECREATION	TENANT RATING (%) OF THE OVERALL CONDITION OF THEIR HOUSE/APARTMENT	HOUSE QUALITY	ECONOMIC WELL-BEING
3909	WELLINGTON CITY COUNCIL	SOCIAL AND RECREATION	CITY HOUSING SERVICES AND FACILITIES COMPLY WITH ALL LEGISLATIVE REQUIREMENTS (E.G. RTA, BUILDING WOF)	HOUSE QUALITY	ECONOMIC WELL-BEING
3910	WELLINGTON CITY COUNCIL	SOCIAL AND RECREATION	TENANT (%) SENSE OF SAFETY IN THEIR COMPLEX AT NIGHT	CRIME/SAFETY	SOCIAL WELL-BEING
3911	WELLINGTON CITY COUNCIL	SOCIAL AND RECREATION	OCCUPANCY RATE OF HOUSING FACILITIES	HOUSE AFFORDABILITY	ECONOMIC WELL-BEING
3912	WELLINGTON CITY COUNCIL	SOCIAL AND RECREATION	AVERAGE WAITING TIME FOR APPLICANTS BY TARGET GROUPS	COUNCIL FACILITIES	SOCIAL WELL-BEING
3913	WELLINGTON CITY COUNCIL	SOCIAL AND RECREATION	APPLICANTS (%) HOUSED -- BY TARGET GROUPS	HOUSE AFFORDABILITY	ECONOMIC WELL-BEING
3914	WELLINGTON CITY COUNCIL	SOCIAL AND RECREATION	RESIDENTS (%) WHO RATE SERVICES AND FACILITIES AS GOOD VALUE FOR MONEY	COUNCIL FACILITIES	SOCIAL WELL-BEING
3915	WELLINGTON CITY COUNCIL	SOCIAL AND RECREATION	AGREED MILESTONES, DESIGN STANDARDS AND BUDGETS ARE MET IN ACCORDANCE WITH THE AGREED WORKS PROGRAMME AND DEED OF GRANT BETWEEN THE CROWN AND THE COUNCIL	GRANTS/FUNDING	CULTURAL WELL-BEING
3916	WELLINGTON CITY COUNCIL	SOCIAL AND RECREATION	MAJOR UPGRADE PROJECTS CONSTRUCTION COMPLETION DATES	PLANNING/BUILDING CONSENTS	ECONOMIC WELL-BEING
3917	WELLINGTON CITY COUNCIL	SOCIAL AND RECREATION	COMMUNITY GROUPS (%) WHO ARE SATISFIED WITH COUNCIL RELATIONSHIPS	COUNCIL OPERATIONS	SOCIAL WELL-BEING
3918	WELLINGTON CITY COUNCIL	SOCIAL AND RECREATION	COMMUNITY FORUMS, COMMUNITY GROUPS MEETINGS, ADVISORY GROUPS AND YOUTH EVENTS AND ESTIMATED ATTENDANCE	COMMUNITY DEVELOPMENT	SOCIAL WELL-BEING
3919	WELLINGTON CITY COUNCIL	SOCIAL AND RECREATION	SOCIAL AND RECREATION GRANTS NUMBER OF APPLICANTS NUMBER OF SUCCESSFUL APPLICANTS TOTAL BUDGET ALLOCATED	GRANTS/FUNDING	SOCIAL WELL-BEING
3920	WELLINGTON CITY COUNCIL	SOCIAL AND RECREATION	COMMUNITY CENTRES VISITORS AND OCCUPANCY	COUNCIL FACILITIES	SOCIAL WELL-BEING
3921	WELLINGTON CITY COUNCIL	SOCIAL AND RECREATION	COMMUNITY HALLS VISITORS AND OCCUPANCY	COUNCIL FACILITIES	SOCIAL WELL-BEING
3922	WELLINGTON CITY COUNCIL	SOCIAL AND RECREATION	HOMELESSNESS STRATEGY - WE WILL REPORT ON THE WORK WE HAVE DONE IN PARTNERSHIP WITH OTHERS	PLANNING/BUILDING CONSENTS	SOCIAL WELL-BEING
3923	WELLINGTON CITY COUNCIL	URBAN DEVELOPMENT	RESIDENTS (%) WHO AGREE THE CITY IS DEVELOPING IN A WAY THAT TAKES INTO ACCOUNT ITS UNIQUE URBAN CHARACTER AND NATURAL ENVIRONMENT	ENVIRONMENT/ENVIRONMENTAL ATTITUDES	ENVIRONMENTAL WELL-BEING
3924	WELLINGTON CITY COUNCIL	URBAN DEVELOPMENT	URBAN HERITAGE AND CHARACTER PROTECTION -- WORK SCHEDULE (NOTE: PLAN CHANGES, NOTIFIED AND WITH COUNCIL DECISION IN PLACE BY THE END OF 2010)	HERITAGE/HISTORIC	CULTURAL WELL-BEING
3925	WELLINGTON CITY COUNCIL	URBAN DEVELOPMENT	DISTRICT PLAN PROPOSED CHANGES - WORK SCHEDULE (NOTE: PLAN CHANGES, NOTIFIED AND WITH COUNCIL DECISION IN PLACE BY THE END OF 2010)	PLANNING/BUILDING CONSENTS	ECONOMIC WELL-BEING
3926	WELLINGTON CITY COUNCIL	URBAN DEVELOPMENT	DISTRICT PLAN CHANGES - APPEALS THAT ARE MEDIATED (SETTLED) BEFORE REACHING THE ENVIRONMENT COURT	PLANNING/BUILDING CONSENTS	ECONOMIC WELL-BEING
3927	WELLINGTON CITY COUNCIL	URBAN DEVELOPMENT	GROWTH SPINE FRAMEWORK IMPLEMENTATION MILESTONES	PLANNING/BUILDING CONSENTS	ECONOMIC WELL-BEING
3928	WELLINGTON CITY COUNCIL	URBAN DEVELOPMENT	BUILDING CONSENTS ISSUED WITHIN 20 WORKING DAYS	PLANNING/BUILDING CONSENTS	ECONOMIC WELL-BEING
3929	WELLINGTON CITY COUNCIL	URBAN DEVELOPMENT	CODE OF COMPLIANCE CERTIFICATES ISSUED WITHIN 20 WORKING DAYS	PLANNING/BUILDING CONSENTS	ECONOMIC WELL-BEING
3930	WELLINGTON CITY COUNCIL	URBAN DEVELOPMENT	LAND INFORMATION MEMORANDUMS (LIMS) ISSUED WITHIN 10 WORKING DAYS	PLANNING/BUILDING CONSENTS	ECONOMIC WELL-BEING

Appendix A: List of Community Well-beings Outcomes and Measures by Councils

S.NO.	COUNCIL	OUTCOME	MEASURES	MEASURES BROAD GROUP	WELL-BEINGS
3931	WELLINGTON CITY COUNCIL	URBAN DEVELOPMENT	COMPLAINTS -- URGENT (INITIAL INVESTIGATION WITHIN 24 HOURS) AND NON-URGENT (INITIAL INVESTIGATION WITHIN 3 DAYS)	COUNCIL OPERATIONS	ECONOMIC WELL-BEING
3932	WELLINGTON CITY COUNCIL	URBAN DEVELOPMENT	BUILDING CONSENT AUTHORITY (BCA) ACCREDITATION RETENTION	PLANNING/BUILDING CONSENTS	ECONOMIC WELL-BEING
3933	WELLINGTON CITY COUNCIL	URBAN DEVELOPMENT	CUSTOMERS (%) WHO RATE BUILDING CONTROL SERVICES AS GOOD OR VERY GOOD	COUNCIL OPERATIONS	ECONOMIC WELL-BEING
3934	WELLINGTON CITY COUNCIL	URBAN DEVELOPMENT	RESOURCE CONSENTS (NON-NOTIFIED) ISSUED WITHIN 20 WORKING DAYS	COUNCIL OPERATIONS	ECONOMIC WELL-BEING
3935	WELLINGTON CITY COUNCIL	URBAN DEVELOPMENT	RESOURCE CONSENTS THAT ARE MONITORED WITHIN MONTHS OF PROJECT COMMENCEMENT	COUNCIL OPERATIONS	ECONOMIC WELL-BEING
3936	WELLINGTON CITY COUNCIL	URBAN DEVELOPMENT	SUBDIVISION CERTIFICATE- SESSION 223 CERTIFICATES ISSUED WITHIN 10 WORKING DAYS	COUNCIL OPERATIONS	ECONOMIC WELL-BEING
3937	WELLINGTON CITY COUNCIL	URBAN DEVELOPMENT	SUBDIVISION CERTIFICATE - SESSION 223 CERTIFICATES ISSUED WITHIN 20 WORKING DAYS	COUNCIL OPERATIONS	ECONOMIC WELL-BEING
3938	WELLINGTON CITY COUNCIL	URBAN DEVELOPMENT	NOISE CONTROL EXCESSIVE NOISE COMPLAINTS INVESTIGATED WITHIN HOUR	COUNCIL OPERATIONS	ECONOMIC WELL-BEING
3939	WELLINGTON CITY COUNCIL	URBAN DEVELOPMENT	ENVIRONMENTAL COMPLAINTS INVESTIGATED WITHIN HOURS	ENVIRONMENT/ENVIRONMENTAL ATTITUDES	ENVIRONMENTAL WELL-BEING
3940	WELLINGTON CITY COUNCIL	URBAN DEVELOPMENT	CUSTOMERS WHO RATE DEVELOPMENT CONTROL SERVICES AS GOOD OR VERY GOOD	COUNCIL OPERATIONS	ECONOMIC WELL-BEING
3941	WELLINGTON CITY COUNCIL	URBAN DEVELOPMENT	INITIAL ASSESSMENTS OF EARTHQUAKE-PRONE BUILDINGS COMPLETED*	PLANNING/BUILDING CONSENTS	ECONOMIC WELL-BEING
3942	WELLINGTON CITY COUNCIL	URBAN DEVELOPMENT	EARTHQUAKEPRONE BUILDING NOTIFICATIONS**(%) THAT ARE ISSUED WITHOUT SUCCESSFUL CHALLENGE	COUNCIL OPERATIONS	ECONOMIC WELL-BEING
3943	WELLINGTON CITY COUNCIL	URBAN DEVELOPMENT	RESIDENTS (%) WHO AGREE THE CENTRAL CITY IS LIVELY AND ATTRACTIVE	COMMUNITY DEVELOPMENT	SOCIAL WELL-BEING
3944	WELLINGTON CITY COUNCIL	URBAN DEVELOPMENT	RESIDENTS (%) WHO AGREE THEIR LOCAL SUBURBAN CENTRE IS LIVELY AND ATTRACTIVE	COMMUNITY DEVELOPMENT	SOCIAL WELL-BEING
3945	WELLINGTON CITY COUNCIL	URBAN DEVELOPMENT	PUBLIC SPACE AND CENTRES DEVELOPMENT PROJECTS SCHEDULED WORK PROGRAMME	PLANNING/BUILDING CONSENTS	ECONOMIC WELL-BEING
3946	WELLINGTON CITY COUNCIL	URBAN DEVELOPMENT	RESIDENTS (%) WHO RATE THEIR WATERFRONT EXPERIENCE AS GOOD OR VERY GOOD	RIVER, LAKES, COASTAL AND GROUNDWATER	ENVIRONMENTAL WELL-BEING
3947	WELLINGTON CITY COUNCIL	URBAN DEVELOPMENT	DISTRICT PLAN LISTED ITEMS THAT ARE REMOVED OR DEMOLISHED	PLANNING/BUILDING CONSENTS	ECONOMIC WELL-BEING
3948	WELLINGTON CITY COUNCIL	URBAN DEVELOPMENT	HERITAGE BUILDINGS (ADAPTIVE RE-USE) -- HERITAGE BUILDINGS THAT ARE GRANTED RESOURCE CONSENTS FOR ADDITIONS OR ALTERATIONS	HERITAGE/HISTORIC	CULTURAL WELL-BEING
3949	WELLINGTON CITY COUNCIL	URBAN DEVELOPMENT	RESIDENTS (%) WHO AGREE HERITAGE ITEMS ARE APPROPRIATELY VALUED AND PROTECTED IN CENTRAL CITY AND SUBURBAN AREAS	HERITAGE/HISTORIC	CULTURAL WELL-BEING
3950	WELLINGTON CITY COUNCIL	TRANSPORT	RESIDENTS (%) WHO AGREE THE TRANSPORT SYSTEM ALLOWS EASY MOVEMENT AROUND THE CITY VEHICLE USERS AND PEDESTRIANS	TRANSPORT	ECONOMIC WELL-BEING
3951	WELLINGTON CITY COUNCIL	TRANSPORT	MODE OF TRANSPORT TO ACCESS THE CENTRAL CITY (WEEKDAYS): BUS WALKING CYCLING	FOOTPATH/WALKING/CYCLING	ECONOMIC WELL-BEING
3952	WELLINGTON CITY COUNCIL	TRANSPORT	CYCLIST AND PEDESTRIANS ENTERING THA CBD WEEKDAYS	FOOTPATH/WALKING/CYCLING	ECONOMIC WELL-BEING
3953	WELLINGTON CITY COUNCIL	TRANSPORT	PRIMARY SCHOOL CHILDREN WHO WALK TO AND FROM SCHOOL DAILY	FOOTPATH/WALKING/CYCLING	SOCIAL WELL-BEING

Appendix A: List of Community Well-beings Outcomes and Measures by Councils

S.NO.	COUNCIL	OUTCOME	MEASURES	MEASURES BROAD GROUP	WELL-BEINGS
3954	WELLINGTON CITY COUNCIL	TRANSPORT	RESIDENT (%) PERCEPTIONS OF TRANSPORT RELATED SAFETY ISSUES IE ISSUES OF MOST CONCERN	TRANSPORT	ECONOMIC WELL-BEING
3955	WELLINGTON CITY COUNCIL	TRANSPORT	RESIDENT CONDITION (%) RATING OF THE NETWORK -- ROADS AND FOOTPATHS (GOOD OR VERY GOOD)	ROADING	ECONOMIC WELL-BEING
3956	WELLINGTON CITY COUNCIL	TRANSPORT	REQUESTS FOR SERVICE RESPONSE RATE - URGENT (WITHIN 2 HOURS) AND NON-URGENT (WITHIN 15 DAYS)	COUNCIL OPERATIONS	ECONOMIC WELL-BEING
3957	WELLINGTON CITY COUNCIL	TRANSPORT	ROADS(%) WHICH MEET SMOOTH ROADS STANDARDS (SMOOTH ROADS - MEASURED BY SMOOTH TRAVEL EXPOSURE BASED ON NAASRA* COUNTS)	ROADING	ECONOMIC WELL-BEING
3958	WELLINGTON CITY COUNCIL	TRANSPORT	STREET PAVEMENT (%) CONDITION RATING (MEASURED AGAINST WCC CONDITION STANDARDS IE FREE FROM TRIP HAZARDS)	FOOTPATH/WALKING/CYCLING	ECONOMIC WELL-BEING
3959	WELLINGTON CITY COUNCIL	TRANSPORT	STREET LIGHTNING (%) FOR MAGOR ROADS (ARTERIAL, PRINCIPAL AND COLLECTOR ROADS) MEETS NATIONAL STANDARDS	ROADING	ECONOMIC WELL-BEING
3960	WELLINGTON CITY COUNCIL	TRANSPORT	RESIDENT SATISFACTION (%) WITH STREET LIGHTING IN THE CENTRAL CITY AND SUBURBAN AREAS	ROADING	ECONOMIC WELL-BEING
3961	WELLINGTON CITY COUNCIL	TRANSPORT	USER SATISFACTION (%) WITH THE SAFETY AND MAINTENANCE OF CYCLEWAYS	FOOTPATH/WALKING/CYCLING	ECONOMIC WELL-BEING
3962	WELLINGTON CITY COUNCIL	TRANSPORT	ROAD CASUALTIES** (PER 10,000 POPULATION): VEHICALS, PEDESTRIANS AND CYCLISTS	ROAD ACCIDENTS/INJURIES	ECONOMIC WELL-BEING
3963	WELLINGTON CITY COUNCIL	TRANSPORT	AVERAGE PEAK TRAVEL TIMES (AM/PM COMBINED) -- BETWEEN CBD AND SUBURBS: MIRAMAR KARORI ISLAND BAY JOHNSONVILLE	TRANSPORT	ECONOMIC WELL-BEING
3964	WELLINGTON CITY COUNCIL	TRANSPORT	RESIDENTS (%) WHO AGREE THAT WCC TRANSPORT NETWORK FACILITIES AND SERVICES PROVIDE GOOD VALUE FOR MONEY	TRANSPORT	ECONOMIC WELL-BEING
3965	WELLINGTON CITY COUNCIL	TRANSPORT	PORTS ACCESS CAPITAL WORKS PROGRAMME	TRANSPORT	ECONOMIC WELL-BEING
3966	WELLINGTON CITY COUNCIL	TRANSPORT	WALLS CONDITION RATING -- WALLS (%) RATED 3 OR 1 BETTER (1-- VERY GOOD TO 5 -- VERY BAD)***	TRANSPORT	ECONOMIC WELL-BEING
3967	WELLINGTON CITY COUNCIL	TRANSPORT	ON-STREET CAR PARK TURNOVER RATES -- WEEKDAYS AND WEEKENDS	TRANSPORT	ECONOMIC WELL-BEING
3968	WELLINGTON CITY COUNCIL	TRANSPORT	ON-STREET CAR PARK AVERAGE OCCUPANCY	TRANSPORT	ECONOMIC WELL-BEING
3969	WELLINGTON CITY COUNCIL	TRANSPORT	ON-STREET CAR PARK COMPLIANCE -- TIME RESTRICTIONS AND PAYMENT	TRANSPORT	ECONOMIC WELL-BEING
3970	WELLINGTON CITY COUNCIL	TRANSPORT	RESIDENT SATISFACTION WITH THE AVAILABILITY OF ON-STREET CAR PARKING	TRANSPORT	ECONOMIC WELL-BEING
3971	WELLINGTON REGIONAL COUNCIL	HEALTHY ENVIRONMENT	COMPLIANCE WITH NATIONAL ENVIRONMENTAL STANDARDS FOR AIR QUALITY	AIR QUALITY	ENVIRONMENTAL WELL-BEING
3972	WELLINGTON REGIONAL COUNCIL	HEALTHY ENVIRONMENT	FUEL CONSUMPTION AND CARBON DIOXIDE EMISSIONS	AIR QUALITY	ENVIRONMENTAL WELL-BEING
3973	WELLINGTON REGIONAL COUNCIL	HEALTHY ENVIRONMENT	EXTENT TO WHICH SEVEN INDICATORS OF THE CHEMICAL, PHYSICAL AND BIOLOGICAL PROPERTIES OF SOIL MEET TARGET LEVELS	SOIL QUALITY	ENVIRONMENTAL WELL-BEING
3974	WELLINGTON REGIONAL COUNCIL	HEALTHY ENVIRONMENT	AREA OF EROSION-PRONE LAND PLANTED USING SUSTAINABLE MANAGEMENT PRACTICES	ENVIRONMENT/ENVIRONMENTAL ATTITUDES	ENVIRONMENTAL WELL-BEING
3975	WELLINGTON REGIONAL COUNCIL	HEALTHY ENVIRONMENT	QUALITY NITRATE CONCENTRATION IN GROUND WATER	RIVER, LAKES, COASTAL AND GROUNDWATER	ENVIRONMENTAL WELL-BEING
3976	WELLINGTON REGIONAL COUNCIL	HEALTHY ENVIRONMENT	WATER QUALITY IN RIVERS, STREAMS AND LAKES	RIVER, LAKES, COASTAL AND GROUNDWATER	ENVIRONMENTAL WELL-BEING
3977	WELLINGTON REGIONAL COUNCIL	HEALTHY ENVIRONMENT	RECREATIONAL WATER QUALITY AT BATHING SITES	RIVER, LAKES, COASTAL AND GROUNDWATER	ENVIRONMENTAL WELL-BEING

Appendix A: List of Community Well-beings Outcomes and Measures by Councils

S.NO.	COUNCIL	OUTCOME	MEASURES	MEASURES BROAD GROUP	WELL-BEINGS
3978	WELLINGTON REGIONAL COUNCIL	HEALTHY ENVIRONMENT	SUSTAINABILITY OF GROUNDWATER LEVELS AND LEVELS IN RIVERS AND AQUIFERS	RIVER, LAKES, COASTAL AND GROUNDWATER	ENVIRONMENTAL WELL-BEING
3979	WELLINGTON REGIONAL COUNCIL	HEALTHY ENVIRONMENT	NUMBER OF SEWAGE DISCHARGE AND SPILL INCIDENTS (TO LAND, RIVERS OR HARBOUR AND COAST)	RIVER, LAKES, COASTAL AND GROUNDWATER	ENVIRONMENTAL WELL-BEING
3980	WELLINGTON REGIONAL COUNCIL	HEALTHY ENVIRONMENT	NUMBER OF REPORTED POLLUTION INCIDENTS	POLLUTION	ENVIRONMENTAL WELL-BEING
3981	WELLINGTON REGIONAL COUNCIL	HEALTHY ENVIRONMENT	NUMBER OF REPORTED OIL SPILLS IN HARBOURS AND COASTAL WATERS AND RESPONSE TO OIL SPILLS	RIVER, LAKES, COASTAL AND GROUNDWATER	ENVIRONMENTAL WELL-BEING
3982	WELLINGTON REGIONAL COUNCIL	HEALTHY ENVIRONMENT	PERCEPTIONS OF RESIDENTS REGARDING AIRPOLLUTION	AIR QUALITY	ENVIRONMENTAL WELL-BEING
3983	WELLINGTON REGIONAL COUNCIL	HEALTHY ENVIRONMENT	PERCEPTIONS OF RESIDENTS REGARDING WATER POLLUTION (INCLUDING STREAMS, RIVERS, LAKES AND SEA)	RIVER, LAKES, COASTAL AND GROUNDWATER	ENVIRONMENTAL WELL-BEING
3984	WELLINGTON REGIONAL COUNCIL	HEALTHY ENVIRONMENT	PERCEPTIONS OF RESIDENTS REGARDING NOISE POLLUTION	POLLUTION	ENVIRONMENTAL WELL-BEING
3985	WELLINGTON REGIONAL COUNCIL	HEALTHY ENVIRONMENT	WEIGHT OF MATERIAL TO LANDFILLS	WASTE TO LANDFILL	ENVIRONMENTAL WELL-BEING
3986	WELLINGTON REGIONAL COUNCIL	HEALTHY ENVIRONMENT	ECOSYSTEM HEALTH IN PARKS AND FORESTS	ENVIRONMENT/ENVIRONMENTAL ATTITUDES	ENVIRONMENTAL WELL-BEING
3987	WELLINGTON REGIONAL COUNCIL	HEALTHY ENVIRONMENT	ECOSYSTEM HEALTH IN HARBOUR, ESTUARY AND BEACH ENVIRONMENTS	ENVIRONMENT/ENVIRONMENTAL ATTITUDES	ENVIRONMENTAL WELL-BEING
3988	WELLINGTON REGIONAL COUNCIL	HEALTHY ENVIRONMENT	KILOMETRES OF STREAM AND RIVER MARGINS SUBJECT TO RIPARIAN ENHANCEMENT	RIVER, LAKES, COASTAL AND GROUNDWATER	ENVIRONMENTAL WELL-BEING
3989	WELLINGTON REGIONAL COUNCIL	QUALITY LIFESTYLE	NUMBER OF GUEST NIGHTS	TOURISM	ECONOMIC WELL-BEING
3990	WELLINGTON REGIONAL COUNCIL	QUALITY LIFESTYLE	RATE OF ACCOMMODATION OCCUPANCY	POPULATION/ETHNICITY/DEMOGRAPHICS	DEMOGRAPHICS
3991	WELLINGTON REGIONAL COUNCIL	QUALITY LIFESTYLE	SATISFACTION WITH LEISURE TIME	QUALITY OF LIFE	SOCIAL WELL-BEING
3992	WELLINGTON REGIONAL COUNCIL	QUALITY LIFESTYLE	SATISFACTION WITH WORK/LIFE BALANCE	WORK LIFE BALANCE	SOCIAL WELL-BEING
3993	WELLINGTON REGIONAL COUNCIL	QUALITY LIFESTYLE	QUALITY OF LIFE OF RESIDENTS	QUALITY OF LIFE	SOCIAL WELL-BEING
3994	WELLINGTON REGIONAL COUNCIL	QUALITY LIFESTYLE	SATISFACTION WITH LIFE IN GENERAL	QUALITY OF LIFE	SOCIAL WELL-BEING
3995	WELLINGTON REGIONAL COUNCIL	QUALITY LIFESTYLE	EASE OF ACCESS TO LOCAL PARK OR OTHER GREEN SPACE	PARKS/RESERVES/OPEN SPACES	ENVIRONMENTAL WELL-BEING
3996	WELLINGTON REGIONAL COUNCIL	QUALITY LIFESTYLE	USER SATISFACTION WITH REGIONAL PARKS, FORESTS AND RECREATION AREAS	PARKS/RESERVES/OPEN SPACES	ENVIRONMENTAL WELL-BEING
3997	WELLINGTON REGIONAL COUNCIL	QUALITY LIFESTYLE	SENSE OF SAFETY	CRIME/SAFETY	SOCIAL WELL-BEING
3998	WELLINGTON REGIONAL COUNCIL	QUALITY LIFESTYLE	PERCEPTIONS OF SAFETY OF UNSUPERVISED CHILDREN IN LOCAL NEIGHBOURHOOD	CHILD SAFETY & DEVELOPMENT	SOCIAL WELL-BEING
3999	WELLINGTON REGIONAL COUNCIL	QUALITY LIFESTYLE	PERCEPTIONS OF CRIME AND OTHER UNDESIRABLE PROBLEMS	CRIME/SAFETY	SOCIAL WELL-BEING
4000	WELLINGTON REGIONAL COUNCIL	QUALITY LIFESTYLE	CRIME RATES	CRIME/SAFETY	SOCIAL WELL-BEING
4001	WELLINGTON REGIONAL COUNCIL	QUALITY LIFESTYLE	NUMBER OF INJURY CRASHES	ROAD ACCIDENTS/INJURIES	ECONOMIC WELL-BEING

Appendix A: List of Community Well-beings Outcomes and Measures by Councils

S.NO.	COUNCIL	OUTCOME	MEASURES	MEASURES BROAD GROUP	WELL-BEINGS
4002	WELLINGTON REGIONAL COUNCIL	SENSE OF PLACE	SENSE OF PRIDE IN LOCAL AREA	COMMUNITY DEVELOPMENT	SOCIAL WELL-BEING
4003	WELLINGTON REGIONAL COUNCIL	PROSPEROUS COMMUNITY	REAL VALUE ADDED GDP GROWTH	GROSS DOMESTIC PRODUCT (GDP)	ECONOMIC WELL-BEING
4004	WELLINGTON REGIONAL COUNCIL	PROSPEROUS COMMUNITY	BUSINESS GROWTH AND INDUSTRY CONTRIBUTION TO GDP	GROSS DOMESTIC PRODUCT (GDP)	ECONOMIC WELL-BEING
4005	WELLINGTON REGIONAL COUNCIL	PROSPEROUS COMMUNITY	VALUE AND NUMBER OF NON-RESIDENTIAL BUILDING CONSENTS	PLANNING/BUILDING CONSENTS	ECONOMIC WELL-BEING
4006	WELLINGTON REGIONAL COUNCIL	PROSPEROUS COMMUNITY	OVERSEAS CARGO STATISTICS CARGO LOADED VALUE	EXPORTS	ECONOMIC WELL-BEING
4007	WELLINGTON REGIONAL COUNCIL	PROSPEROUS COMMUNITY	OVERSEAS CARGO STATISTICS CARGO UNLOADED VALUE	EXPORTS	ECONOMIC WELL-BEING
4008	WELLINGTON REGIONAL COUNCIL	PROSPEROUS COMMUNITY	POPULATION NUMBERS AND MIGRATION LEVELS	POPULATION/ETHNICITY/DEMOGRAPHICS	DEMOGRAPHICS
4009	WELLINGTON REGIONAL COUNCIL	PROSPEROUS COMMUNITY	LABOUR FORCE PARTICIPATION RATES	LEVEL OF EMPLOYMENT AND BUSINESSES	ECONOMIC WELL-BEING
4010	WELLINGTON REGIONAL COUNCIL	PROSPEROUS COMMUNITY	EMPLOYEE COUNT	LEVEL OF EMPLOYMENT AND BUSINESSES	ECONOMIC WELL-BEING
4011	WELLINGTON REGIONAL COUNCIL	PROSPEROUS COMMUNITY	RATES OF EMPLOYMENT AND UNEMPLOYMENT	UNEMPLOYMENT	ECONOMIC WELL-BEING
4012	WELLINGTON REGIONAL COUNCIL	PROSPEROUS COMMUNITY	EMPLOYMENT GROWTH IN SPECIFIC OCCUPATIONS	LEVEL OF EMPLOYMENT AND BUSINESSES	ECONOMIC WELL-BEING
4013	WELLINGTON REGIONAL COUNCIL	PROSPEROUS COMMUNITY	SKILL SHORTAGES	LEVEL OF EMPLOYMENT AND BUSINESSES	ECONOMIC WELL-BEING
4014	WELLINGTON REGIONAL COUNCIL	PROSPEROUS COMMUNITY	INCOME LEVELS REGIONAL MEDIAN HOUSEHOLD INCOME	INCOME	ECONOMIC WELL-BEING
4015	WELLINGTON REGIONAL COUNCIL	PROSPEROUS COMMUNITY	INCOME LEVELS REGIONAL MEDIAN HOURLY INCOME	INCOME	ECONOMIC WELL-BEING
4016	WELLINGTON REGIONAL COUNCIL	PROSPEROUS COMMUNITY	INCOME LEVELS REGIONAL TOTAL PERSONAL INCOME	INCOME	ECONOMIC WELL-BEING
4017	WELLINGTON REGIONAL COUNCIL	PROSPEROUS COMMUNITY	SUFFICIENCY OF INCOME TO MEET EVERYDAY NEEDS	INCOME	ECONOMIC WELL-BEING
4018	WELLINGTON REGIONAL COUNCIL	PROSPEROUS COMMUNITY	CONSUMER PRICE INDEX	GROSS DOMESTIC PRODUCT (GDP)	ECONOMIC WELL-BEING
4019	WELLINGTON REGIONAL COUNCIL	PROSPEROUS COMMUNITY	HIGHEST QUALIFICATIONS OF WORKING-AGE POPULATION	QUALIFICATION/SCHOOL	SOCIAL WELL-BEING
4020	WELLINGTON REGIONAL COUNCIL	PREPARED COMMUNITY	HAZARD RESEARCH	NATURAL DISASTER/RESILIENCE	ENVIRONMENTAL WELL-BEING
4021	WELLINGTON REGIONAL COUNCIL	PREPARED COMMUNITY	BUILDING SAFETY	PLANNING/BUILDING CONSENTS	ECONOMIC WELL-BEING
4022	WELLINGTON REGIONAL COUNCIL	PREPARED COMMUNITY	HARBOUR SAFETY RISK ASSESSMENT AND PLANNING	NATURAL DISASTER/RESILIENCE	ENVIRONMENTAL WELL-BEING
4023	WELLINGTON REGIONAL COUNCIL	PREPARED COMMUNITY	FLOOD PROTECTION RISK ASSESSMENT AND PLANNING	NATURAL DISASTER/RESILIENCE	ENVIRONMENTAL WELL-BEING
4024	WELLINGTON REGIONAL COUNCIL	PREPARED COMMUNITY	FLOOD PROTECTION ASSESSED VALUE OF FLOOD DAMAGE	NATURAL DISASTER/RESILIENCE	ENVIRONMENTAL WELL-BEING
4025	WELLINGTON REGIONAL COUNCIL	PREPARED COMMUNITY	WATER SUPPLY PLANNING FOR IMPROVED SPEED AND EASE OF REINSTATING WATER SUPPLY FOLLOWING NATURAL DISASTERS	NATURAL DISASTER/RESILIENCE	ENVIRONMENTAL WELL-BEING

Appendix A: List of Community Well-beings Outcomes and Measures by Councils

S.NO.	COUNCIL	OUTCOME	MEASURES	MEASURES BROAD GROUP	WELL-BEINGS
4026	WELLINGTON REGIONAL COUNCIL	PREPARED COMMUNITY	LEVEL OF HOUSEHOLD PREPAREDNESS TO RESPOND TO AND RECOVER FROM AN EMERGENCY EVENT	NATURAL DISASTER/RESILIENCE	ENVIRONMENTAL WELL-BEING
4027	WELLINGTON REGIONAL COUNCIL	PREPARED COMMUNITY	LEVEL OF BUSINESS PREPAREDNESS TO RESPOND TO AND RECOVER FROM AN EMERGENCY EVENT	NATURAL DISASTER/RESILIENCE	ENVIRONMENTAL WELL-BEING
4028	WELLINGTON REGIONAL COUNCIL	PREPARED COMMUNITY	AVAILABILITY OF PLANS TO GUIDE THE RESPONSE OF KEY ORGANISATIONS IN THE EVENT OF AN EMERGENCY	NATURAL DISASTER/RESILIENCE	ENVIRONMENTAL WELL-BEING
4029	WELLINGTON REGIONAL COUNCIL	PREPARED COMMUNITY	CAPACITY OF EMERGENCY OPERATIONS CENTRES	NATURAL DISASTER/RESILIENCE	ENVIRONMENTAL WELL-BEING
4030	WELLINGTON REGIONAL COUNCIL	PREPARED COMMUNITY	AVAILABILITY OF PLANS TO EXPEDITE RECOVERY FOLLOWING A NATURAL DISASTER	NATURAL DISASTER/RESILIENCE	ENVIRONMENTAL WELL-BEING
4031	WELLINGTON REGIONAL COUNCIL	CONNECTED COMMUNITY	AVERAGE CONGESTION RATES ON SELECTED ROADS	TRANSPORT	ECONOMIC WELL-BEING
4032	WELLINGTON REGIONAL COUNCIL	CONNECTED COMMUNITY	LEVEL OF SHORT-TRIP ACTIVE MODES	TRANSPORT	ECONOMIC WELL-BEING
4033	WELLINGTON REGIONAL COUNCIL	CONNECTED COMMUNITY	ACCESSIBILITY OF PUBLIC TRANSPORT	TRANSPORT	ECONOMIC WELL-BEING
4034	WELLINGTON REGIONAL COUNCIL	CONNECTED COMMUNITY	PATRONAGE OF BUS, TRAIN & FERRY	TRANSPORT	ECONOMIC WELL-BEING
4035	WELLINGTON REGIONAL COUNCIL	CONNECTED COMMUNITY	PERCEPTIONS OF PUBLIC TRANSPORT AFFORDABILITY	TRANSPORT	ECONOMIC WELL-BEING
4036	WELLINGTON REGIONAL COUNCIL	CONNECTED COMMUNITY	PERCEPTIONS OF PUBLIC TRANSPORT SAFETY	TRANSPORT	ECONOMIC WELL-BEING
4037	WELLINGTON REGIONAL COUNCIL	CONNECTED COMMUNITY	PERCEPTIONS OF PUBLIC TRANSPORT EASE OF ACCESS	TRANSPORT	ECONOMIC WELL-BEING
4038	WELLINGTON REGIONAL COUNCIL	CONNECTED COMMUNITY	PERCEPTIONS OF PUBLIC TRANSPORT FREQUENCY	TRANSPORT	ECONOMIC WELL-BEING
4039	WELLINGTON REGIONAL COUNCIL	CONNECTED COMMUNITY	PERCEPTIONS OF PUBLIC TRANSPORT RELIABILITY	TRANSPORT	ECONOMIC WELL-BEING
4040	WELLINGTON REGIONAL COUNCIL	CONNECTED COMMUNITY	PERCEPTIONS OF PUBLIC TRANSPORT EASE OF USE	TRANSPORT	ECONOMIC WELL-BEING
4041	WELLINGTON REGIONAL COUNCIL	CONNECTED COMMUNITY	PERCEPTIONS OF PUBLIC TRANSPORT DELIVERY OF SERVICE	TRANSPORT	ECONOMIC WELL-BEING
4042	WELLINGTON REGIONAL COUNCIL	CONNECTED COMMUNITY	LEVEL OF UNDERSTANDING AMONG RESIDENTS OF PUBLIC TRANSPORT SERVICES	TRANSPORT	ECONOMIC WELL-BEING
4043	WELLINGTON REGIONAL COUNCIL	CONNECTED COMMUNITY	PASSENGER NUMBERS THROUGH WELLINGTON INTERNATIONAL AIRPORT	TOURISM	ECONOMIC WELL-BEING
4044	WELLINGTON REGIONAL COUNCIL	CONNECTED COMMUNITY	PASSENGER NUMBERS ON COOK STRAIT FERRIES	TOURISM	ECONOMIC WELL-BEING
4045	WELLINGTON REGIONAL COUNCIL	CONNECTED COMMUNITY	PERCENTAGE OF RESIDENTIAL POPULATION WITH PHONE, MOBILE PHONE AND INTERNET ACCESS	PHONE/MOBILE/INTERNET	ECONOMIC WELL-BEING
4046	WELLINGTON REGIONAL COUNCIL	CONNECTED COMMUNITY	AVAILABILITY, SPEED, COST AND RELIABILITY OF BROADBAND	PHONE/MOBILE/INTERNET	ECONOMIC WELL-BEING
4047	WELLINGTON REGIONAL COUNCIL	ENTREPRENEURIAL AND INNOVATIVE REGION	TOTAL NUMBER OF REGISTERED BUSINESSES AND NUMBER OF NEW BUSINESSES REGISTERED	NUMBER OF BUSINESSES	ECONOMIC WELL-BEING
4048	WELLINGTON REGIONAL COUNCIL	ENTREPRENEURIAL AND INNOVATIVE REGION	AVERAGE BUSINESS SIZE AND CHANGES IN BUSINESS SIZE	NUMBER OF BUSINESSES	ECONOMIC WELL-BEING
4049	WELLINGTON REGIONAL COUNCIL	ENTREPRENEURIAL AND INNOVATIVE REGION	LEVEL OF BUSINESS CONFIDENCE	BUSINESS CONFIDENCE	ECONOMIC WELL-BEING

Appendix A: List of Community Well-beings Outcomes and Measures by Councils

S.NO.	COUNCIL	OUTCOME	MEASURES	MEASURES BROAD GROUP	WELL-BEINGS
4050	WELLINGTON REGIONAL COUNCIL	ENTREPRENEURIAL AND INNOVATIVE REGION	EMPLOYMENT IN AND REVENUE GENERATED BY THE "CREATIVE CLASS" (AS DEFINED BY RICHARD FLORIDA)	LEVEL OF EMPLOYMENT AND BUSINESSES	ECONOMIC WELL-BEING
4051	WELLINGTON REGIONAL COUNCIL	ENTREPRENEURIAL AND INNOVATIVE REGION	HIGHEST QUALIFICATIONS OF WORKING-AGE POPULATION	QUALIFICATION/SCHOOL	SOCIAL WELL-BEING
4052	WELLINGTON REGIONAL COUNCIL	ENTREPRENEURIAL AND INNOVATIVE REGION	NUMBER OF PEOPLE INVOLVED IN SCIENCE AND TECHNOLOGY RESEARCH	LEVEL OF EMPLOYMENT AND BUSINESSES	ECONOMIC WELL-BEING
4053	WELLINGTON REGIONAL COUNCIL	ENTREPRENEURIAL AND INNOVATIVE REGION	ENTREPRENEURIAL COURSES AND ENTREPRENEURIAL ACTIVITY AT TERTIARY EDUCATION INSTITUTIONS	TERTIARY QUALIFICATION	SOCIAL WELL-BEING
4054	WELLINGTON REGIONAL COUNCIL	ENTREPRENEURIAL AND INNOVATIVE REGION	SHORT-LENGTH ENTREPRENEURIAL SKILL COURSES PROVIDED IN THE REGION	BUSINESS CONFIDENCE	ECONOMIC WELL-BEING
4055	WELLINGTON REGIONAL COUNCIL	ENTREPRENEURIAL AND INNOVATIVE REGION	LEVEL OF NEW BUSINESS INCUBATES	NUMBER OF BUSINESSES	ECONOMIC WELL-BEING
4056	WELLINGTON REGIONAL COUNCIL	ENTREPRENEURIAL AND INNOVATIVE REGION	PARTICIPATION OF REGIONAL ENTERPRISES IN BUSINESS COMPETITIONS (CABLE CAR CHALLENGE, GOLD AWARDS, DELOITTE'S UNLIMITED FAST 50, EXPORT AWARDS, AND THE SUSTAINABILITY AWARDS)	BUSINESS CONFIDENCE	ECONOMIC WELL-BEING
4057	WELLINGTON REGIONAL COUNCIL	ENTREPRENEURIAL AND INNOVATIVE REGION	LEVEL OF NEW PATENT APPLICATIONS WITHIN THE REGION	ARTS/CULTURE/MUSEUM/EVENTS	CULTURAL WELL-BEING
4058	WELLINGTON REGIONAL COUNCIL	ENTREPRENEURIAL AND INNOVATIVE REGION	LEVEL OF RESEARCH AND DEVELOPMENT EXPENDITURE	COUNCIL FACILITIES	SOCIAL WELL-BEING
4059	WELLINGTON REGIONAL COUNCIL	ENTREPRENEURIAL AND INNOVATIVE REGION	INVESTMENT SUPPORT PROVIDED AND ACTUAL INVESTMENT ANGEL INVESTMENT	INCOME	ECONOMIC WELL-BEING
4060	WELLINGTON REGIONAL COUNCIL	ENTREPRENEURIAL AND INNOVATIVE REGION	INVESTMENT SUPPORT PROVIDED AND ACTUAL INVESTMENT VENTURE CAPITAL AND PRIVATE EQUITY FUNDS	INCOME	ECONOMIC WELL-BEING
4061	WELLINGTON REGIONAL COUNCIL	ENTREPRENEURIAL AND INNOVATIVE REGION	PRIVATE INVESTMENT	BUSINESS CONFIDENCE	ECONOMIC WELL-BEING
4062	WELLINGTON REGIONAL COUNCIL	ENTREPRENEURIAL AND INNOVATIVE REGION	USE OF ESCALATOR PROGRAMME	ECONOMIC ACTIVITY	ECONOMIC WELL-BEING
4063	WELLINGTON REGIONAL COUNCIL	ESSENTIAL SERVICES	RELIABILITY OF ELECTRICITY SUPPLY	ENERGY USAGE	ENVIRONMENTAL WELL-BEING
4064	WELLINGTON REGIONAL COUNCIL	ESSENTIAL SERVICES	NUMBER OF HOMES THAT COULD POTENTIALLY BE SERVED BY POWER GENERATED IN THEREGION FROM RENEWABLE RESOURCES	ENERGY USAGE	ENVIRONMENTAL WELL-BEING
4065	WELLINGTON REGIONAL COUNCIL	ESSENTIAL SERVICES	AVAILABILITY OF RECYCLING	RECYCLING/GREEN WASTE	ENVIRONMENTAL WELL-BEING
4066	WELLINGTON REGIONAL COUNCIL	ESSENTIAL SERVICES	HOUSING AFFORDABILITY	HOUSE AFFORDABILITY	ECONOMIC WELL-BEING
4067	WELLINGTON REGIONAL COUNCIL	ESSENTIAL SERVICES	HOUSEHOLD CROWDING	HOUSE AFFORDABILITY	ECONOMIC WELL-BEING
4068	WELLINGTON REGIONAL COUNCIL	ESSENTIAL SERVICES	HOUSING NEED	HOUSE AFFORDABILITY	ECONOMIC WELL-BEING
4069	WELLINGTON REGIONAL COUNCIL	ESSENTIAL SERVICES	LEVEL OF COMPLIANCE WITH DRINKING WATER STANDARDS FOR NEW ZEALAND	DRINKING WATER	ENVIRONMENTAL WELL-BEING
4070	WELLINGTON REGIONAL COUNCIL	ESSENTIAL SERVICES	SECURITY OF WATER SUPPLY SYSTEMS	RIVER, LAKES, COASTAL AND GROUNDWATER	ENVIRONMENTAL WELL-BEING
4071	WELLINGTON REGIONAL COUNCIL	ESSENTIAL SERVICES	PER CAPITA GROSS WATER CONSUMPTION	RIVER, LAKES, COASTAL AND GROUNDWATER	ENVIRONMENTAL WELL-BEING
4072	WELLINGTON REGIONAL COUNCIL	ESSENTIAL SERVICES	NUMBER OF SEWAGE POLLUTION INCIDENTS	POLLUTION	ENVIRONMENTAL WELL-BEING

Appendix A: List of Community Well-beings Outcomes and Measures by Councils

S.NO.	COUNCIL	OUTCOME	MEASURES	MEASURES BROAD GROUP	WELL-BEINGS
4073	WELLINGTON REGIONAL COUNCIL	ESSENTIAL SERVICES	VALUE AND NUMBER OF NON-RESIDENTIAL BUILDING CONSENTS	PLANNING/BUILDING CONSENTS	ECONOMIC WELL-BEING
4074	WELLINGTON REGIONAL COUNCIL	HEALTHY COMMUNITY	NUMBER OF FTE GENERAL PRACTITIONERS	HEALTH/HEALTH SERVICES	SOCIAL WELL-BEING
4075	WELLINGTON REGIONAL COUNCIL	HEALTHY COMMUNITY	PERCENTAGE OF CHILDREN AND ADULTS WITH ACCESS TO A PRIMARY HEALTH CARE PROVIDER	HEALTH/HEALTH SERVICES	SOCIAL WELL-BEING
4076	WELLINGTON REGIONAL COUNCIL	HEALTHY COMMUNITY	AFFORDABILITY OF GP VISITS AS PERCEIVED BY INDIVIDUALS	HEALTH/HEALTH SERVICES	SOCIAL WELL-BEING
4077	WELLINGTON REGIONAL COUNCIL	HEALTHY COMMUNITY	PERCENTAGE OF CHILDREN RECEIVING FULL PROGRAMME OF IMMUNISATION	CHILD SAFETY & DEVELOPMENT	SOCIAL WELL-BEING
4078	WELLINGTON REGIONAL COUNCIL	HEALTHY COMMUNITY	NUMBER OF VISITS TO REGIONAL PARKS AND FORESTS	PARKS/RESERVES/OPEN SPACES	ENVIRONMENTAL WELL-BEING
4079	WELLINGTON REGIONAL COUNCIL	HEALTHY COMMUNITY	NUMBER OF PARTICIPANTS I IN THE REGIONAL OUTDOORS PROGRAMME	SOCIAL CONNECTION	SOCIAL WELL-BEING
4080	WELLINGTON REGIONAL COUNCIL	HEALTHY COMMUNITY	PERCENTAGE OF SHORT TRIPS MADE USING ACTIVE MODES	TRANSPORT	ECONOMIC WELL-BEING
4081	WELLINGTON REGIONAL COUNCIL	HEALTHY COMMUNITY	PERCENTAGE OF ADULTS HAVING REGULAR PHYSICAL ACTIVITY	PHYSICAL ACTIVITY	SOCIAL WELL-BEING
4082	WELLINGTON REGIONAL COUNCIL	HEALTHY COMMUNITY	NUTRITION LEVELS (VEGETABLE AND FRUIT INTAKE)	HEALTH/HEALTH SERVICES	SOCIAL WELL-BEING
4083	WELLINGTON REGIONAL COUNCIL	HEALTHY COMMUNITY	RATES OF DIABETES AND OBESITY	HEALTH/HEALTH SERVICES	SOCIAL WELL-BEING
4084	WELLINGTON REGIONAL COUNCIL	HEALTHY COMMUNITY	RATES OF SUICIDE	SUICIDE/MENTAL HEALTH	SOCIAL WELL-BEING
4085	WELLINGTON REGIONAL COUNCIL	HEALTHY COMMUNITY	LEVEL OF CIGARETTE SMOKING	HEALTH/HEALTH SERVICES	SOCIAL WELL-BEING
4086	WELLINGTON REGIONAL COUNCIL	HEALTHY COMMUNITY	LIFE EXPECTANCY	LIFE EXPECTANCY	DEMOGRAPHICS
4087	WELLINGTON REGIONAL COUNCIL	HEALTHY COMMUNITY	PERSONAL HEALTH STATUS AS PERCEIVED BY INDIVIDUALS	HEALTH/HEALTH SERVICES	SOCIAL WELL-BEING
4088	WELLINGTON REGIONAL COUNCIL	HEALTHY COMMUNITY	OCCURRENCE OF CHRONIC HEALTH CONDITIONS	HEALTH/HEALTH SERVICES	SOCIAL WELL-BEING
4089	WELLINGTON REGIONAL COUNCIL	HEALTHY COMMUNITY	AIR, SOIL AND WATER QUALITY	RIVER, LAKES, COASTAL AND GROUNDWATER	ENVIRONMENTAL WELL-BEING
4090	WELLINGTON REGIONAL COUNCIL	STRONG AND TOLERANT COMMUNITY	SENSE OF COMMUNITY	SOCIAL CONNECTION	SOCIAL WELL-BEING
4091	WELLINGTON REGIONAL COUNCIL	STRONG AND TOLERANT COMMUNITY	INVOLVEMENT IN SOCIAL NETWORKS AND GROUPS	SOCIAL CONNECTION	SOCIAL WELL-BEING
4092	WELLINGTON REGIONAL COUNCIL	STRONG AND TOLERANT COMMUNITY	VOTER PARTICIPATION IN LOCAL ELECTIONS	ELECTIONS/VOTER TURNOUT	SOCIAL WELL-BEING
4093	WELLINGTON REGIONAL COUNCIL	STRONG AND TOLERANT COMMUNITY	UNDERSTANDING OF AND CONFIDENCE IN COUNCIL DECISION MAKING	DECISION MAKING/CONSULTATION	SOCIAL WELL-BEING
4094	WELLINGTON REGIONAL COUNCIL	STRONG AND TOLERANT COMMUNITY	DESIRE TO HAVE MORE OF A SAY IN WHAT COUNCILS DO	DECISION MAKING/CONSULTATION	SOCIAL WELL-BEING
4095	WELLINGTON REGIONAL COUNCIL	STRONG AND TOLERANT COMMUNITY	PERCEPTION OF PUBLIC INFLUENCE ON COUNCIL DECISION-MAKING	DECISION MAKING/CONSULTATION	SOCIAL WELL-BEING
4096	WELLINGTON REGIONAL COUNCIL	STRONG AND TOLERANT COMMUNITY	APPRECIATION OF CULTURAL DIVERSITY	ARTS/CULTURE/MUSEUM/EVENTS	CULTURAL WELL-BEING

Appendix A: List of Community Well-beings Outcomes and Measures by Councils

S.NO.	COUNCIL	OUTCOME	MEASURES	MEASURES BROAD GROUP	WELL-BEINGS
4097	WELLINGTON REGIONAL COUNCIL	STRONG AND TOLERANT COMMUNITY	FORMAL RELATIONSHIPS BETWEEN TANGATA WHENUA AND LOCAL AUTHORITIES IN THE REGION	DECISION MAKING/CONSULTATION	SOCIAL WELL-BEING
4098	WELLINGTON REGIONAL COUNCIL	STRONG AND TOLERANT COMMUNITY	NUMBER OF MĀORI LANGUAGE SPEAKERS	POPULATION/ETHNICITY/DEMOGRAPHICS	DEMOGRAPHICS
4099	WELLINGTON REGIONAL COUNCIL	STRONG AND TOLERANT COMMUNITY	PROPORTION OF MĀORI WHO SPEAK TE REO	POPULATION/ETHNICITY/DEMOGRAPHICS	DEMOGRAPHICS
4100	WEST COAST REGIONAL COUNCIL	HEALTH OUTCOME	GP RATIO TO POPULATION	HEALTH/HEALTH SERVICES	SOCIAL WELL-BEING
4101	WEST COAST REGIONAL COUNCIL	HEALTH OUTCOME	NUMBERS REQUIRING AND RECEIVING SURGICAL TREATMENT	HEALTH/HEALTH SERVICES	SOCIAL WELL-BEING
4102	WEST COAST REGIONAL COUNCIL	HEALTH OUTCOME	ACCESS TO HEALTH PROGRAMMES	HEALTH/HEALTH SERVICES	SOCIAL WELL-BEING
4103	WEST COAST REGIONAL COUNCIL	HEALTH OUTCOME	AVERAGE LIFE EXPECTANCY AT BIRTH	LIFE EXPECTANCY	DEMOGRAPHICS
4104	WEST COAST REGIONAL COUNCIL	ECONOMY OUTCOME	OVERALL STATE OF REGIONAL ECONOMY	ECONOMIC ACTIVITY	ECONOMIC WELL-BEING
4105	WEST COAST REGIONAL COUNCIL	ECONOMY OUTCOME	OVERALL STATE OF DISTRICT ECONOMIES	ECONOMIC ACTIVITY	ECONOMIC WELL-BEING
4106	WEST COAST REGIONAL COUNCIL	ECONOMY OUTCOME	BUILDING CONSENTS ISSUED	PLANNING/BUILDING CONSENTS	ECONOMIC WELL-BEING
4107	WEST COAST REGIONAL COUNCIL	ECONOMY OUTCOME	EMPLOYMENT	LEVEL OF EMPLOYMENT AND BUSINESSES	ECONOMIC WELL-BEING
4108	WEST COAST REGIONAL COUNCIL	ECONOMY OUTCOME	INCOME	INCOME	ECONOMIC WELL-BEING
4109	WEST COAST REGIONAL COUNCIL	ENVIRONMENT OUTCOME	VISITOR LEVEL OF APPRECIATION	TOURISM	ECONOMIC WELL-BEING
4110	WEST COAST REGIONAL COUNCIL	ENVIRONMENT OUTCOME	ACCESS TO NATURAL FEATURES	NATURAL FEATURES	ENVIRONMENTAL WELL-BEING
4111	WEST COAST REGIONAL COUNCIL	ENVIRONMENT OUTCOME	WATER QUALITY FRESH WATER AND COASTAL	RIVER, LAKES, COASTAL AND GROUNDWATER	ENVIRONMENTAL WELL-BEING
4112	WEST COAST REGIONAL COUNCIL	ENVIRONMENT OUTCOME	REDUCTION IN WASTE ON ROADSIDES	TRANSPORT	ECONOMIC WELL-BEING
4113	WEST COAST REGIONAL COUNCIL	ENVIRONMENT OUTCOME	LEVEL OF VISITOR WASTE MINIMISATION ACTIVITY	TOURISM	ECONOMIC WELL-BEING
4114	WEST COAST REGIONAL COUNCIL	EDUCATION OUTCOME	LEVEL OF QUALIFICATION	QUALIFICATION/SCHOOL	SOCIAL WELL-BEING
4115	WEST COAST REGIONAL COUNCIL	EDUCATION OUTCOME	NUMBER OF EDUCATIONAL INSTITUTIONS	QUALIFICATION/SCHOOL	SOCIAL WELL-BEING
4116	WEST COAST REGIONAL COUNCIL	EDUCATION OUTCOME	PARTICIPATION IN EARLY CHILDHOOD EDUCATION (ECE)	EARLY CHILDHOOD EDUCATION	SOCIAL WELL-BEING
4117	WEST COAST REGIONAL COUNCIL	EDUCATION OUTCOME	APPRENTICESHIPS	APPRENTICESHIPS FOR YOUNG PEOPLE	ECONOMIC WELL-BEING
4118	WEST COAST REGIONAL COUNCIL	SAFETY OUTCOME	RECORDED CRIME AND RESOLUTION RATES	CRIME/SAFETY	SOCIAL WELL-BEING
4119	WEST COAST REGIONAL COUNCIL	SAFETY OUTCOME	YOUTH OFFENDING RATES	YOUTH	SOCIAL WELL-BEING
4120	WEST COAST REGIONAL COUNCIL	SAFETY OUTCOME	NUMBER OF MOTOR VEHICLE ACCIDENTS	ROAD ACCIDENTS/INJURIES	ECONOMIC WELL-BEING

Appendix A: List of Community Well-beings Outcomes and Measures by Councils

S.NO.	COUNCIL	OUTCOME	MEASURES	MEASURES BROAD GROUP	WELL-BEINGS
4121	WEST COAST REGIONAL COUNCIL	SAFETY OUTCOME	IMPROVEMENTS IN PREPAREDNESS FOR NATURAL HAZARD EVENTS	NATURAL DISASTER/RESILIENCE	ENVIRONMENTAL WELL-BEING
4122	WEST COAST REGIONAL COUNCIL	SAFETY OUTCOME	PROGRESS TOWARDS IDENTIFYING HAZARD AREAS WHERE GREATER MANAGEMENT IS REQUIRED	NATURAL DISASTER/RESILIENCE	ENVIRONMENTAL WELL-BEING
4123	WEST COAST REGIONAL COUNCIL	SAFETY OUTCOME	IMPROVED SAFETY IN PUBLIC PLACES	CRIME/SAFETY	SOCIAL WELL-BEING
4124	WEST COAST REGIONAL COUNCIL	IDENTITY OUTCOME	COMMUNITY EVENTS AND ACTIVITIES	ARTS/CULTURE/MUSEUM/EVENTS	CULTURAL WELL-BEING
4125	WEST COAST REGIONAL COUNCIL	IDENTITY OUTCOME	COMMUNITY AMENITY FACILITIES	COMMUNITY DEVELOPMENT	SOCIAL WELL-BEING
4126	WEST COAST REGIONAL COUNCIL	IDENTITY OUTCOME	NUMBER OF PEOPLE INVOLVED IN CULTURAL, ARTISTIC, RECREATIONAL, SPORTING AND VOLUNTEER ACTIVITIES	VOLUNTEER/UNPAID WORK	SOCIAL WELL-BEING
4127	WEST COAST REGIONAL COUNCIL	IDENTITY OUTCOME	VOTER TURNOUT AT LOCAL BODY AND GENERAL ELECTIONS	ELECTIONS/VOTER TURNOUT	SOCIAL WELL-BEING
4128	WESTERN BAY OF PLENTY DISTRICT	WE CAN ALL ENJOY A HEALTHY AND SAFE LIFESTYLE	FREQUENCY OF MODERATE PHYSICAL ACTIVITY	PHYSICAL ACTIVITY	SOCIAL WELL-BEING
4129	WESTERN BAY OF PLENTY DISTRICT	WE CAN ALL ENJOY A HEALTHY AND SAFE LIFESTYLE	MENTAL HEALTH	SUICIDE/MENTAL HEALTH	SOCIAL WELL-BEING
4130	WESTERN BAY OF PLENTY DISTRICT	WE CAN ALL ENJOY A HEALTHY AND SAFE LIFESTYLE	BARRIERS TO PRIMARY AND EMERGENCY HEALTHCARE	HEALTH/HEALTH SERVICES	SOCIAL WELL-BEING
4131	WESTERN BAY OF PLENTY DISTRICT	WE CAN ALL ENJOY A HEALTHY AND SAFE LIFESTYLE	PERCEPTIONS OF PERSONAL HEALTH	HEALTH/HEALTH SERVICES	SOCIAL WELL-BEING
4132	WESTERN BAY OF PLENTY DISTRICT	WE CAN ALL ENJOY A HEALTHY AND SAFE LIFESTYLE	LIFE EXPECTANCY AT BIRTH	LIFE EXPECTANCY	DEMOGRAPHICS
4133	WESTERN BAY OF PLENTY DISTRICT	WE CAN ALL ENJOY A HEALTHY AND SAFE LIFESTYLE	HOUSING DENSITY, TYPES, TENURE, CROWDING AND AFFORDABILITY	POPULATION/ETHNICITY/DEMOGRAPHICS	DEMOGRAPHICS
4134	WESTERN BAY OF PLENTY DISTRICT	WE CAN ALL ENJOY A HEALTHY AND SAFE LIFESTYLE	UPTAKE OF MAORI/PAPAKAINGA HOUSING	HOUSE AFFORDABILITY	ECONOMIC WELL-BEING
4135	WESTERN BAY OF PLENTY DISTRICT	WE CAN ALL ENJOY A HEALTHY AND SAFE LIFESTYLE	QUALITY OF RETICULATED WATER	RIVER, LAKES, COASTAL AND GROUNDWATER	ENVIRONMENTAL WELL-BEING
4136	WESTERN BAY OF PLENTY DISTRICT	WE CAN ALL ENJOY A HEALTHY AND SAFE LIFESTYLE	TRAFFIC LEVELS ON UNSEALED ROADS	TRANSPORT	ECONOMIC WELL-BEING
4137	WESTERN BAY OF PLENTY DISTRICT	OUR COMMUNITIES ARE VIBRANT AND WELCOMING	PERCEPTION OF FREEDOM FROM CRIME	CRIME/SAFETY	SOCIAL WELL-BEING
4138	WESTERN BAY OF PLENTY DISTRICT	OUR COMMUNITIES ARE VIBRANT AND WELCOMING	LEVEL OF ROAD ACCIDENTS	ROAD ACCIDENTS/INJURIES	ECONOMIC WELL-BEING
4139	WESTERN BAY OF PLENTY DISTRICT	OUR COMMUNITIES ARE VIBRANT AND WELCOMING	PERCEPTION THAT PEOPLE SUPPORT EACH OTHER IN THE LOCAL NEIGHBOURHOOD	SOCIAL CONNECTION	SOCIAL WELL-BEING
4140	WESTERN BAY OF PLENTY DISTRICT	OUR COMMUNITIES ARE VIBRANT AND WELCOMING	INVOLVEMENT IN COMMUNITY GROUPS AND VOLUNTARY WORK	COMMUNITY DEVELOPMENT	SOCIAL WELL-BEING
4141	WESTERN BAY OF PLENTY DISTRICT	OUR COMMUNITIES ARE VIBRANT AND WELCOMING	PERCEPTION OF IMPACT OF DIVERSITY ON THE COMMUNITY	COMMUNITY DEVELOPMENT	SOCIAL WELL-BEING
4142	WESTERN BAY OF PLENTY DISTRICT	OUR COMMUNITIES ARE VIBRANT AND WELCOMING	PERCEPTION OF A CULTURALLY RICH AND DIVERSE ARTS SCENE	ARTS/CULTURE/MUSEUM/EVENTS	CULTURAL WELL-BEING
4143	WESTERN BAY OF PLENTY DISTRICT	OUR COMMUNITIES ARE VIBRANT AND WELCOMING	RANGE OF RECREATION AND LEISURE OPPORTUNITIES	RECREATIONAL FACILITIES	SOCIAL WELL-BEING
4144	WESTERN BAY OF PLENTY DISTRICT	OUR COMMUNITIES ARE VIBRANT AND WELCOMING	PERCEPTION THAT THE UNIQUE CHARACTERISTICS OF THE DISTRICT ARE BEING MAINTAINED	CBD: CITY CENTRE	SOCIAL WELL-BEING

Appendix A: List of Community Well-beings Outcomes and Measures by Councils

S.NO.	COUNCIL	OUTCOME	MEASURES	MEASURES BROAD GROUP	WELL-BEINGS
4145	WESTERN BAY OF PLENTY DISTRICT	OUR COMMUNITIES ARE VIBRANT AND WELCOMING	PERCEPTION OF SENSE OF PRIDE IN THE DISTRICT	COMMUNITY DEVELOPMENT	SOCIAL WELL-BEING
4146	WESTERN BAY OF PLENTY DISTRICT	OUR COMMUNITIES ARE VIBRANT AND WELCOMING	PERCEPTION OF WELL USED AND VIBRANT TOWN CENTRES	CBD: CITY CENTRE	SOCIAL WELL-BEING
4147	WESTERN BAY OF PLENTY DISTRICT	OUR COMMUNITIES ARE VIBRANT AND WELCOMING	PERCEPTION THAT THE GENERAL COMMUNITY RECOGNISES AND RESPECTS MAORI CULTURE	ARTS/CULTURE/MUSEUM/EVENTS	CULTURAL WELL-BEING
4148	WESTERN BAY OF PLENTY DISTRICT	LEADERS ARE EFFECTIVE, INFORMED AND INCLUSIVE	PEOPLE SAY THEY CAN UNDERSTAND COUNCIL DECISION-MAKING PROCESSES	DECISION MAKING/CONSULTATION	SOCIAL WELL-BEING
4149	WESTERN BAY OF PLENTY DISTRICT	LEADERS ARE EFFECTIVE, INFORMED AND INCLUSIVE	RESIDENTS PERCEPTION THAT THEY CAN INFL UENCE THE QUALITY OF LIFE IN THEIR COMMUNITIES	QUALITY OF LIFE	SOCIAL WELL-BEING
4150	WESTERN BAY OF PLENTY DISTRICT	LEADERS ARE EFFECTIVE, INFORMED AND INCLUSIVE	DEGREE OF RESIDENTS SAY IN WHAT COUNCIL DOES	DECISION MAKING/CONSULTATION	SOCIAL WELL-BEING
4151	WESTERN BAY OF PLENTY DISTRICT	LEADERS ARE EFFECTIVE, INFORMED AND INCLUSIVE	INFORMATION THAT RESIDENTS HAVE TO PARTICIPATE IN DECISION MAKING	DECISION MAKING/CONSULTATION	SOCIAL WELL-BEING
4152	WESTERN BAY OF PLENTY DISTRICT	LEADERS ARE EFFECTIVE, INFORMED AND INCLUSIVE	OPENNESS OF LOCAL GOVERNMENT MEETINGS	DECISION MAKING/CONSULTATION	SOCIAL WELL-BEING
4153	WESTERN BAY OF PLENTY DISTRICT	LEADERS ARE EFFECTIVE, INFORMED AND INCLUSIVE	DEGREE OF LOCAL GOVERNMENT REPRESENTATION	ELECTED MEMBERS	SOCIAL WELL-BEING
4154	WESTERN BAY OF PLENTY DISTRICT	LEADERS ARE EFFECTIVE, INFORMED AND INCLUSIVE	DIVERSITY OF LOCAL GOVERNMENT REPRESENTATION	ELECTED MEMBERS	SOCIAL WELL-BEING
4155	WESTERN BAY OF PLENTY DISTRICT	LEADERS ARE EFFECTIVE, INFORMED AND INCLUSIVE	VOTER TURNOUT	ELECTIONS/VOTER TURNOUT	SOCIAL WELL-BEING
4156	WESTERN BAY OF PLENTY DISTRICT	LEADERS ARE EFFECTIVE, INFORMED AND INCLUSIVE	PERCEPTION THAT LEADERS ARE GETTING BETTER AT WORKING TOGETHER	COMMUNITY DEVELOPMENT	SOCIAL WELL-BEING
4157	WESTERN BAY OF PLENTY DISTRICT	LEADERS ARE EFFECTIVE, INFORMED AND INCLUSIVE	LEVEL OF FORUMS/PROGRAMMES TO DEVELOP AND FOSTER LEADERS	COMMUNITY DEVELOPMENT	SOCIAL WELL-BEING
4158	WESTERN BAY OF PLENTY DISTRICT	OUR ENVIRONMENT IS CLEAN, GREEN AND VALUED	SOIL HEALTH AND STABILITY	ENVIRONMENT/ENVIRONMENTAL ATTITUDES	ENVIRONMENTAL WELL-BEING
4159	WESTERN BAY OF PLENTY DISTRICT	OUR ENVIRONMENT IS CLEAN, GREEN AND VALUED	CHANGES IN LAND USE	PLANNING/BUILDING CONSENTS	ECONOMIC WELL-BEING
4160	WESTERN BAY OF PLENTY DISTRICT	OUR ENVIRONMENT IS CLEAN, GREEN AND VALUED	AIR POLLUTION LEVELS	AIR QUALITY	ENVIRONMENTAL WELL-BEING
4161	WESTERN BAY OF PLENTY DISTRICT	OUR ENVIRONMENT IS CLEAN, GREEN AND VALUED	LEVEL OF PROTECTION OF RARE AND ENDANGERED SPECIES	ENVIRONMENT/ENVIRONMENTAL ATTITUDES	ENVIRONMENTAL WELL-BEING
4162	WESTERN BAY OF PLENTY DISTRICT	OUR ENVIRONMENT IS CLEAN, GREEN AND VALUED	INSECT HEALTH	ENVIRONMENT/ENVIRONMENTAL ATTITUDES	ENVIRONMENTAL WELL-BEING
4163	WESTERN BAY OF PLENTY DISTRICT	OUR ENVIRONMENT IS CLEAN, GREEN AND VALUED	LEVEL OF INVOLVEMENT IN ENVIRONMENTAL CARE PROGRAMMES	ENVIRONMENT/ENVIRONMENTAL ATTITUDES	ENVIRONMENTAL WELL-BEING
4164	WESTERN BAY OF PLENTY DISTRICT	OUR ENVIRONMENT IS CLEAN, GREEN AND VALUED	WATER QUALITY COASTAL AND FRESHWATER	RIVER, LAKES, COASTAL AND GROUNDWATER	ENVIRONMENTAL WELL-BEING
4165	WESTERN BAY OF PLENTY DISTRICT	OUR ENVIRONMENT IS CLEAN, GREEN AND VALUED	WATER QUALITY OF KEY WATERWAYS	RIVER, LAKES, COASTAL AND GROUNDWATER	ENVIRONMENTAL WELL-BEING
4166	WESTERN BAY OF PLENTY DISTRICT	OUR ENVIRONMENT IS CLEAN, GREEN AND VALUED	FOREDUNE STABILITY	NATURAL FEATURES	ENVIRONMENTAL WELL-BEING
4167	WESTERN BAY OF PLENTY DISTRICT	OUR ENVIRONMENT IS CLEAN, GREEN AND VALUED	PERCEPTION OF THE STATE OF THE NATURAL ENVIRONMENT	NATURAL FEATURES	ENVIRONMENTAL WELL-BEING
4168	WESTERN BAY OF PLENTY DISTRICT	OUR ENVIRONMENT IS CLEAN, GREEN AND VALUED	PERCEPTION OF CHANGE IN THE STATE OF THE NATURAL ENVIRONMENT	NATURAL FEATURES	ENVIRONMENTAL WELL-BEING

Appendix A: List of Community Well-beings Outcomes and Measures by Councils

S.NO.	COUNCIL	OUTCOME	MEASURES	MEASURES BROAD GROUP	WELL-BEINGS
4169	WESTERN BAY OF PLENTY DISTRICT	OUR ECONOMY IS THRIVING	VALUE OF EXPORTS BY SECTOR	EXPORTS	ECONOMIC WELL-BEING
4170	WESTERN BAY OF PLENTY DISTRICT	OUR ECONOMY IS THRIVING	THE SKILLS GAP	LEVEL OF EMPLOYMENT AND BUSINESSES	ECONOMIC WELL-BEING
4171	WESTERN BAY OF PLENTY DISTRICT	OUR ECONOMY IS THRIVING	PERCEPTION OF WORKS SKILLS MATCHED TO OCCUPATIONS	LEVEL OF EMPLOYMENT AND BUSINESSES	ECONOMIC WELL-BEING
4172	WESTERN BAY OF PLENTY DISTRICT	OUR ECONOMY IS THRIVING	GROWTH OF THE ECONOMY	GROSS DOMESTIC PRODUCT (GDP)	ECONOMIC WELL-BEING
4173	WESTERN BAY OF PLENTY DISTRICT	OUR ECONOMY IS THRIVING	APPRENTICESHIPS	APPRENTICESHIPS FOR YOUNG PEOPLE	ECONOMIC WELL-BEING
4174	WESTERN BAY OF PLENTY DISTRICT	OUR ECONOMY IS THRIVING	YOUTH EMPLOYMENT	NEET: NOT IN EMPLOYMENT, EDUCATION OR TRAINING	ECONOMIC WELL-BEING
4175	WESTERN BAY OF PLENTY DISTRICT	OUR ECONOMY IS THRIVING	COURSE DIVERSITY AT SECONDARY AND TERTIARY LEVELS	TERTIARY QUALIFICATION	SOCIAL WELL-BEING
4176	WESTERN BAY OF PLENTY DISTRICT	OUR ECONOMY IS THRIVING	LEVEL OF SCHOOL QUALIFICATIONS	QUALIFICATION/SCHOOL	SOCIAL WELL-BEING
4177	WESTERN BAY OF PLENTY DISTRICT	OUR ECONOMY IS THRIVING	BUSINESS PARTICIPATION IN INITIATIVES AND PROGRAMMES	BUSINESS CONFIDENCE	ECONOMIC WELL-BEING
4178	WESTLAND DISTRICT COUNCIL	HEALTH	RATIO OF PROVIDERS TO POPULATIONS	POPULATION/ETHNICITY/DEMOGRAPHICS	DEMOGRAPHICS
4179	WESTLAND DISTRICT COUNCIL	HEALTH	LIFE EXPECTANCY	LIFE EXPECTANCY	DEMOGRAPHICS
4180	WESTLAND DISTRICT COUNCIL	HEALTH	ACCESS TO HEALTH PROGRAMMES	HEALTH/HEALTH SERVICES	SOCIAL WELL-BEING
4181	WESTLAND DISTRICT COUNCIL	HEALTH	DRINKING WATER QUALITY	DRINKING WATER	ENVIRONMENTAL WELL-BEING
4182	WESTLAND DISTRICT COUNCIL	HEALTH	NUMBER OF PEOPLE TREATED LOCALLY VERSUS OUT OF THE REGION	HEALTH/HEALTH SERVICES	SOCIAL WELL-BEING
4183	WESTLAND DISTRICT COUNCIL	EDUCATION	PARTICIPATION IN EARLY CHILDHOOD EDUCATION	EARLY CHILDHOOD EDUCATION	SOCIAL WELL-BEING
4184	WESTLAND DISTRICT COUNCIL	EDUCATION	SCHOOL LEAVERS WITH HIGHER QUALIFICATIONS	QUALIFICATION/SCHOOL	SOCIAL WELL-BEING
4185	WESTLAND DISTRICT COUNCIL	EDUCATION	NUMBER OF EDUCATIONAL INSTITUTIONS	QUALIFICATION/SCHOOL	SOCIAL WELL-BEING
4186	WESTLAND DISTRICT COUNCIL	EDUCATION	NUMBER OF APPRENTICESHIPS	APPRENTICESHIPS FOR YOUNG PEOPLE	ECONOMIC WELL-BEING
4187	WESTLAND DISTRICT COUNCIL	SAFETY	RECORDED CRIME AND RESOLUTION RATES	CRIME/SAFETY	SOCIAL WELL-BEING
4188	WESTLAND DISTRICT COUNCIL	SAFETY	YOUTH OFFENDING RATES	YOUTH	SOCIAL WELL-BEING
4189	WESTLAND DISTRICT COUNCIL	SAFETY	NUMBER OF YOUTH OFFENCES	YOUTH	SOCIAL WELL-BEING
4190	WESTLAND DISTRICT COUNCIL	SAFETY	MOTOR VEHICLE CRASH RATES	ROAD ACCIDENTS/INJURIES	ECONOMIC WELL-BEING
4191	WESTLAND DISTRICT COUNCIL	SAFETY	IMPROVEMENTS IN PREPAREDNESS FOR NATURAL HAZARD EVENTS	NATURAL DISASTER/RESILIENCE	ENVIRONMENTAL WELL-BEING
4192	WESTLAND DISTRICT COUNCIL	SAFETY	PROGRESS TOWARDS IDENTIFYING HAZARD AREAS WHERE GREATER MANAGEMENT IS REQUIRED	NATURAL DISASTER/RESILIENCE	ENVIRONMENTAL WELL-BEING
4193	WESTLAND DISTRICT COUNCIL	SAFETY	IMPROVED SAFETY IN PUBLIC AREAS	CRIME/SAFETY	SOCIAL WELL-BEING
4194	WESTLAND DISTRICT COUNCIL	ENVIRONMENT	VISITOR LEVEL OF APPRECIATION	TOURISM	ECONOMIC WELL-BEING
4195	WESTLAND DISTRICT COUNCIL	ENVIRONMENT	ACCESS TO NATURAL FEATURES	NATURAL FEATURES	ENVIRONMENTAL WELL-BEING
4196	WESTLAND DISTRICT COUNCIL	ENVIRONMENT	WATER QUALITY FRESH WATER AND COASTAL	RIVER, LAKES, COASTAL AND GROUNDWATER	ENVIRONMENTAL WELL-BEING
4197	WESTLAND DISTRICT COUNCIL	ENVIRONMENT	REDUCTION OF WASTE ON ROADSIDES	TRANSPORT	ECONOMIC WELL-BEING
4198	WESTLAND DISTRICT COUNCIL	ENVIRONMENT	LEVEL OF VISITOR WASTE MINIMISATION ACTIVITY	TOURISM	ECONOMIC WELL-BEING
4199	WESTLAND DISTRICT COUNCIL	ECONOMY	OVERALL STATE OF DISTRICT ECONOMIES	ECONOMIC ACTIVITY	ECONOMIC WELL-BEING

Appendix A: List of Community Well-beings Outcomes and Measures by Councils

S.NO.	COUNCIL	OUTCOME	MEASURES	MEASURES BROAD GROUP	WELL-BEINGS
4200	WESTLAND DISTRICT COUNCIL	ECONOMY	BUSINESS UNIT MAKEUP BY EMPLOYEES NUMBERS	LEVEL OF EMPLOYMENT AND BUSINESSES	ECONOMIC WELL-BEING
4201	WESTLAND DISTRICT COUNCIL	ECONOMY	BUILDING CONSENTS ISSUED	PLANNING/BUILDING CONSENTS	ECONOMIC WELL-BEING
4202	WESTLAND DISTRICT COUNCIL	ECONOMY	SOURCE OF TAXABLE EARNINGS	INCOME	ECONOMIC WELL-BEING
4203	WESTLAND DISTRICT COUNCIL	ECONOMY	MEDIAN ANNUAL EARNINGS FROM WAGES AND SELF-EMPLOYED	INCOME	ECONOMIC WELL-BEING
4204	WESTLAND DISTRICT COUNCIL	IDENTITY	NUMBER OF COMMUNITY ACTIVITIES AND EVENTS	ARTS/CULTURE/MUSEUM/EVENTS	CULTURAL WELL-BEING
4205	WESTLAND DISTRICT COUNCIL	IDENTITY	NUMBER AND USAGE OF COMMUNITY FACILITIES	COMMUNITY DEVELOPMENT	SOCIAL WELL-BEING
4206	WESTLAND DISTRICT COUNCIL	IDENTITY	PARTICIPATION IN LEISURE, ARTS, AND CULTURAL ACTIVITIES	ARTS/CULTURE/MUSEUM/EVENTS	CULTURAL WELL-BEING
4207	WESTLAND DISTRICT COUNCIL	IDENTITY	VOTER TURNOUT	ELECTIONS/VOTER TURNOUT	SOCIAL WELL-BEING
4208	WESTLAND DISTRICT COUNCIL	IDENTITY	NUMBER OF HERITAGE SITES AND BUILDINGS	HERITAGE/HISTORIC	CULTURAL WELL-BEING
4209	WHAKATANE DISTRICT COUNCIL	CLEAN PROTECTED ENVIRONMENT	PERCEIVED STATE OF THE NATURAL ENVIRONMENT	NATURAL FEATURES	ENVIRONMENTAL WELL-BEING
4210	WHAKATANE DISTRICT COUNCIL	CLEAN PROTECTED ENVIRONMENT	COVER OF INDIGENOUS AND EXOTIC FOREST	NATURAL FEATURES	ENVIRONMENTAL WELL-BEING
4211	WHAKATANE DISTRICT COUNCIL	CLEAN PROTECTED ENVIRONMENT	COMMUNITY INVOLVEMENT IN ENVIRONMENTAL CARE	ENVIRONMENT/ENVIRONMENTAL ATTITUDES	ENVIRONMENTAL WELL-BEING
4212	WHAKATANE DISTRICT COUNCIL	CLEAN PROTECTED ENVIRONMENT	LEVEL OF RECYCLING	RECYCLING/GREEN WASTE	ENVIRONMENTAL WELL-BEING
4213	WHAKATANE DISTRICT COUNCIL	CLEAN PROTECTED ENVIRONMENT	RECREATIONAL WATER QUALITY	RIVER, LAKES, COASTAL AND GROUNDWATER	ENVIRONMENTAL WELL-BEING
4214	WHAKATANE DISTRICT COUNCIL	CLEAN PROTECTED ENVIRONMENT	AIR QUALITY	AIR QUALITY	ENVIRONMENTAL WELL-BEING
4215	WHAKATANE DISTRICT COUNCIL	ENVIRONMENTALLY RESPONSIBLE DEVELOPMENT	RESIDENTIAL GROWTH CAPACITY	POPULATION/ETHNICITY/DEMOGRAPHICS	DEMOGRAPHICS
4216	WHAKATANE DISTRICT COUNCIL	ENVIRONMENTALLY RESPONSIBLE DEVELOPMENT	NATURAL ENVIRONMENT ENFORCEMENT ACTION	NATURAL FEATURES	ENVIRONMENTAL WELL-BEING
4217	WHAKATANE DISTRICT COUNCIL	ENVIRONMENTALLY RESPONSIBLE DEVELOPMENT	SENSE OF PRIDE IN THE DISTRICT	COMMUNITY DEVELOPMENT	SOCIAL WELL-BEING
4218	WHAKATANE DISTRICT COUNCIL	ENVIRONMENTALLY RESPONSIBLE DEVELOPMENT	SUSTAINABLE ENERGY USE	ENERGY USAGE	ENVIRONMENTAL WELL-BEING
4219	WHAKATANE DISTRICT COUNCIL	PROSPEROUS ECONOMY	INCOMES THROUGHOUT THE DISTRICT	INCOME	ECONOMIC WELL-BEING
4220	WHAKATANE DISTRICT COUNCIL	PROSPEROUS ECONOMY	BUSINESS GROWTH	NUMBER OF BUSINESSES	ECONOMIC WELL-BEING
4221	WHAKATANE DISTRICT COUNCIL	PROSPEROUS ECONOMY	TOURISM ACTIVITY	TOURISM	ECONOMIC WELL-BEING
4222	WHAKATANE DISTRICT COUNCIL	PROSPEROUS ECONOMY	EMPLOYMENT AND UNEMPLOYMENT	UNEMPLOYMENT	ECONOMIC WELL-BEING
4223	WHAKATANE DISTRICT COUNCIL	HIGH-QUALITY AFFORDABLE INFRASTRUCTURE	ROADING INFRASTRUCTURE	TRANSPORT	ECONOMIC WELL-BEING
4224	WHAKATANE DISTRICT COUNCIL	HIGH-QUALITY AFFORDABLE INFRASTRUCTURE	ROAD CRASHES	ROAD ACCIDENTS/INJURIES	ECONOMIC WELL-BEING
4225	WHAKATANE DISTRICT COUNCIL	HIGH-QUALITY AFFORDABLE INFRASTRUCTURE	LEVEL OF BUS SERVICES	TRANSPORT	ECONOMIC WELL-BEING
4226	WHAKATANE DISTRICT COUNCIL	HIGH-QUALITY AFFORDABLE INFRASTRUCTURE	ACCESS TO TELECOMMUNICATIONS	PHONE/MOBILE/INTERNET	ECONOMIC WELL-BEING
4227	WHAKATANE DISTRICT COUNCIL	STRONG, TRANSPARENT AND OPEN LEADERSHIP	VOTER TURNOUT	ELECTIONS/VOTER TURNOUT	SOCIAL WELL-BEING

Appendix A: List of Community Well-beings Outcomes and Measures by Councils

S.NO.	COUNCIL	OUTCOME	MEASURES	MEASURES BROAD GROUP	WELL-BEINGS
4228	WHAKATANE DISTRICT COUNCIL	STRONG, TRANSPARENT AND OPEN LEADERSHIP	INTER-SECTORAL PARTNERSHIPS	BUSINESS CONFIDENCE	ECONOMIC WELL-BEING
4229	WHAKATANE DISTRICT COUNCIL	STRONG, TRANSPARENT AND OPEN LEADERSHIP	UNDERSTANDING THE DECISIONMAKING PROCESS	DECISION MAKING/CONSULTATION	SOCIAL WELL-BEING
4230	WHAKATANE DISTRICT COUNCIL	STRONG TRANSPARENT AND OPEN LEADERSHIP	CONFIDENCE IN DECISION-MAKING	DECISION MAKING/CONSULTATION	SOCIAL WELL-BEING
4231	WHAKATANE DISTRICT COUNCIL	EDUCATION AND TRAINING OPPORTUNITIES FOR ALL	LEVEL OF EDUCATIONAL ATTAINMENT	QUALIFICATION/SCHOOL	SOCIAL WELL-BEING
4232	WHAKATANE DISTRICT COUNCIL	EDUCATION AND TRAINING OPPORTUNITIES FOR ALL	EDUCATION REFL ECTS CULTURAL HERITAGE	QUALIFICATION/SCHOOL	SOCIAL WELL-BEING
4233	WHAKATANE DISTRICT COUNCIL	EDUCATION AND TRAINING OPPORTUNITIES FOR ALL	LEVEL OF INDUSTRY TRAINING	APPRENTICESHIPS FOR YOUNG PEOPLE	ECONOMIC WELL-BEING
4234	WHAKATANE DISTRICT COUNCIL	SAFE CARING COMMUNITY	LEVEL OF CRIME	CRIME/SAFETY	SOCIAL WELL-BEING
4235	WHAKATANE DISTRICT COUNCIL	SAFE CARING COMMUNITY	PERCEPTION OF FREEDOM FROM CRIME	CRIME/SAFETY	SOCIAL WELL-BEING
4236	WHAKATANE DISTRICT COUNCIL	SAFE CARING COMMUNITY	INVOLVEMENT IN UNPAID WORK	VOLUNTEER/UNPAID WORK	SOCIAL WELL-BEING
4237	WHAKATANE DISTRICT COUNCIL	SAFE CARING COMMUNITY	YOUTH INVOLVEMENT IN DECISION-MAKING	DECISION MAKING/CONSULTATION	SOCIAL WELL-BEING
4238	WHAKATANE DISTRICT COUNCIL	HEALTHY PEOPLE AND QUALITY HOUSING	HOUSING AFFORDABILITY	HOUSE AFFORDABILITY	ECONOMIC WELL-BEING
4239	WHAKATANE DISTRICT COUNCIL	HEALTHY PEOPLE AND QUALITY HOUSING	LIFE EXPECTANCY	LIFE EXPECTANCY	DEMOGRAPHICS
4240	WHAKATANE DISTRICT COUNCIL	HEALTHY PEOPLE AND QUALITY HOUSING	LOW BIRTH-WEIGHT BABIES	CHILD SAFETY & DEVELOPMENT	SOCIAL WELL-BEING
4241	WHAKATANE DISTRICT COUNCIL	HEALTHY PEOPLE AND QUALITY HOUSING	MAIN CAUSES OF INJURY	ROAD ACCIDENTS/INJURIES	ECONOMIC WELL-BEING
4242	WHAKATANE DISTRICT COUNCIL	HEALTHY PEOPLE AND QUALITY HOUSING	RATES OF SMOKING, DRINKING AND OBESITY	HEALTH/HEALTH SERVICES	SOCIAL WELL-BEING
4243	WHAKATANE DISTRICT COUNCIL	HEALTHY PEOPLE AND QUALITY HOUSING	BARRIERS TO MEDICAL CARE	HEALTH/HEALTH SERVICES	SOCIAL WELL-BEING
4244	WHAKATANE DISTRICT COUNCIL	DIVERSE CREATIVE AND ACTIVE COMMUNITY	PERCEPTION OF RECREATION AND LEISURE OPPORTUNITIES	RECREATIONAL FACILITIES	SOCIAL WELL-BEING
4245	WHAKATANE DISTRICT COUNCIL	DIVERSE CREATIVE AND ACTIVE COMMUNITY	NUMBER OF FEATURE EVENTS	ARTS/CULTURE/MUSEUM/EVENTS	CULTURAL WELL-BEING
4246	WHAKATANE DISTRICT COUNCIL	DIVERSE CREATIVE AND ACTIVE COMMUNITY	PERCEPTION OF A CULTURALLY DIVERSE ARTS SCENE	ARTS/CULTURE/MUSEUM/EVENTS	CULTURAL WELL-BEING
4247	WHAKATANE DISTRICT COUNCIL	DIVERSE CREATIVE AND ACTIVE COMMUNITY	TE REO MĀORI	POPULATION/ETHNICITY/DEMOGRAPHICS	DEMOGRAPHICS
4248	WHAKATANE DISTRICT COUNCIL	DIVERSE CREATIVE AND ACTIVE COMMUNITY	HISTORIC AND ARCHEOLOGICAL HERITAGE	HERITAGE/HISTORIC	CULTURAL WELL-BEING
4249	WHANGANUI DISTRICT COUNCIL	A HEALTHY COMMUNITY	ACCESS TO GPS	HEALTH/HEALTH SERVICES	SOCIAL WELL-BEING
4250	WHANGANUI DISTRICT COUNCIL	A HEALTHY COMMUNITY	WAITING TIME FOR ACCESS TO HOSPITAL	HOSPITALISATIONS	ECONOMIC WELL-BEING
4251	WHANGANUI DISTRICT COUNCIL	A HEALTHY COMMUNITY	NUMBER OF HEALTH SERVICES NOT ABLE TO BE PROVIDED LOCALLY	HEALTH/HEALTH SERVICES	SOCIAL WELL-BEING

Appendix A: List of Community Well-beings Outcomes and Measures by Councils

S.NO.	COUNCIL	OUTCOME	MEASURES	MEASURES BROAD GROUP	WELL-BEINGS
4252	WHANGANUI DISTRICT COUNCIL	A HEALTHY COMMUNITY	PARTICIPATION IN RECREATIONAL AND SPORTING ACTIVITIES	SPORTS	SOCIAL WELL-BEING
4253	WHANGANUI DISTRICT COUNCIL	A HEALTHY COMMUNITY	NUMBERS OF RECREATIONAL ACTIVITIES SUPPORTED BY ACTIVE CLUB STRUCTURE	RECREATIONAL FACILITIES	SOCIAL WELL-BEING
4254	WHANGANUI DISTRICT COUNCIL	A SAFE COMMUNITY	REPORTED CRIME LEVELS BY GANGS	CRIME/SAFETY	SOCIAL WELL-BEING
4255	WHANGANUI DISTRICT COUNCIL	A SAFE COMMUNITY	ACTIVE NUMBER OF GANG MEMBERS IN WANGANUI	CRIME/SAFETY	SOCIAL WELL-BEING
4256	WHANGANUI DISTRICT COUNCIL	A SAFE COMMUNITY	PUBLIC PERCEPTIONS OF SAFETY	CRIME/SAFETY	SOCIAL WELL-BEING
4257	WHANGANUI DISTRICT COUNCIL	A SAFE COMMUNITY	POLICE NUMBERS	CRIME/SAFETY	SOCIAL WELL-BEING
4258	WHANGANUI DISTRICT COUNCIL	A SAFE COMMUNITY	SATISFACTION LEVEL WITH POLICE SERVICES AND PRESENCE	CRIME/SAFETY	SOCIAL WELL-BEING
4259	WHANGANUI DISTRICT COUNCIL	A SAFE COMMUNITY	REPORTED INJURIES IN RELATION TO PAVEMENT AND PEDESTRIAN CROSSINGS	FOOTPATH/WALKING/CYCLING	ECONOMIC WELL-BEING
4260	WHANGANUI DISTRICT COUNCIL	A PROSPEROUS COMMUNITY	NZ BUSINESS DEMOGRAPHY STATISTICS	NUMBER OF BUSINESSES	ECONOMIC WELL-BEING
4261	WHANGANUI DISTRICT COUNCIL	A PROSPEROUS COMMUNITY	NUMBERS INVOLVED IN WORKFORCE TRAINING SCHEMES	QUALIFICATION/SCHOOL	SOCIAL WELL-BEING
4262	WHANGANUI DISTRICT COUNCIL	A PROSPEROUS COMMUNITY	UNEMPLOYMENT RATES FOR YOUNG PEOPLE	UNEMPLOYMENT	ECONOMIC WELL-BEING
4263	WHANGANUI DISTRICT COUNCIL	A PROSPEROUS COMMUNITY	PROPORTION OF GDP FROM PRIMARY PRODUCTION	GROSS DOMESTIC PRODUCT (GDP)	ECONOMIC WELL-BEING
4264	WHANGANUI DISTRICT COUNCIL	A PROSPEROUS COMMUNITY	TONNES PER ANNUM THROUGH PORT	EXPORTS	ECONOMIC WELL-BEING
4265	WHANGANUI DISTRICT COUNCIL	A PROSPEROUS COMMUNITY	NUMBER OF VISITORS TO WANGANUI	TOURISM	ECONOMIC WELL-BEING
4266	WHANGANUI DISTRICT COUNCIL	A PROSPEROUS COMMUNITY	NUMBER OF EVENTS AND PARTICIPANTS	ARTS/CULTURE/MUSEUM/EVENTS	CULTURAL WELL-BEING
4267	WHANGANUI DISTRICT COUNCIL	A WELL CONNECTED COMMUNITY	INCREASE AND UPGRADE OF PATHWAYS	TRANSPORT	ECONOMIC WELL-BEING
4268	WHANGANUI DISTRICT COUNCIL	A WELL CONNECTED COMMUNITY	USER VIEWS ON CONNECTEDNESS	COMMUNITY DEVELOPMENT	SOCIAL WELL-BEING
4269	WHANGANUI DISTRICT COUNCIL	A WELL CONNECTED COMMUNITY	AVERAGE DAILY NUMBER OF USERS USING PUBLIC TRANSPORT	TRANSPORT	ECONOMIC WELL-BEING
4270	WHANGANUI DISTRICT COUNCIL	A WELL CONNECTED COMMUNITY	PUBLIC TRANSPORT USER VIEWS	TRANSPORT	ECONOMIC WELL-BEING
4271	WHANGANUI DISTRICT COUNCIL	A WELL CONNECTED COMMUNITY	NUMBER OF FLIGHTS IN AND OUT OF WANGANUI	TOURISM	ECONOMIC WELL-BEING
4272	WHANGANUI DISTRICT COUNCIL	A WELL CONNECTED COMMUNITY	RECORDED ACCIDENTS AND DEATHS	ROAD ACCIDENTS/INJURIES	ECONOMIC WELL-BEING
4273	WHANGANUI DISTRICT COUNCIL	A WELL CONNECTED COMMUNITY	BROADBAND COVERAGE	PHONE/MOBILE/INTERNET	ECONOMIC WELL-BEING
4274	WHANGANUI DISTRICT COUNCIL	A WELL CONNECTED COMMUNITY	PERCEPTION SURVEY OF WHANGANUI RIVER COMMUNITY ON SUPPORT	RIVER, LAKES, COASTAL AND GROUNDWATER	ENVIRONMENTAL WELL-BEING
4275	WHANGANUI DISTRICT COUNCIL	A COMMUNITY WHERE PEOPLE WORK TOGETHER	PUBLIC PERCEPTION	COMMUNITY DEVELOPMENT	SOCIAL WELL-BEING

Appendix A: List of Community Well-beings Outcomes and Measures by Councils

S.NO.	COUNCIL	OUTCOME	MEASURES	MEASURES BROAD GROUP	WELL-BEINGS
4276	WHANGANUI DISTRICT COUNCIL	A COMMUNITY WHERE PEOPLE WORK TOGETHER	NUMBER OF COLLABORATIVE VENTURES	BUSINESS CONFIDENCE	ECONOMIC WELL-BEING
4277	WHANGANUI DISTRICT COUNCIL	A COMMUNITY WHERE PEOPLE WORK TOGETHER	LEVEL OF VOTER TURNOUT AT LOCAL ELECTIONS	ELECTIONS/VOTER TURNOUT	SOCIAL WELL-BEING
4278	WHANGANUI DISTRICT COUNCIL	A COMMUNITY WHERE PEOPLE WORK TOGETHER	COMMUNITY INVOLVEMENT IN DECISION-MAKING	DECISION MAKING/CONSULTATION	SOCIAL WELL-BEING
4279	WHANGANUI DISTRICT COUNCIL	A COMMUNITY WHERE PEOPLE WORK TOGETHER	VOLUNTEER NUMBERS LOCALLY	VOLUNTEER/UNPAID WORK	SOCIAL WELL-BEING
4280	WHANGANUI DISTRICT COUNCIL	A COMMUNITY WITH QUALITY EDUCATION	% OF EDUCATIONAL ATTAINMENTS	QUALIFICATION/SCHOOL	SOCIAL WELL-BEING
4281	WHANGANUI DISTRICT COUNCIL	A COMMUNITY WITH QUALITY EDUCATION	NUMBER OF SCHOOL TYPES FOR ALL	QUALIFICATION/SCHOOL	SOCIAL WELL-BEING
4282	WHANGANUI DISTRICT COUNCIL	A COMMUNITY WITH QUALITY EDUCATION	GATEWAY OPPORTUNITIES	ECONOMIC ACTIVITY	ECONOMIC WELL-BEING
4283	WHANGANUI DISTRICT COUNCIL	A COMMUNITY WITH WELL DEVELOPED AMENITIES AND RECREATIONAL OPPORTUNITIES	YOUTH PERCEPTIONS OF WANGANUI	YOUTH	SOCIAL WELL-BEING
4284	WHANGANUI DISTRICT COUNCIL	A COMMUNITY WITH WELL DEVELOPED AMENITIES AND RECREATIONAL OPPORTUNITIES	COMMUNITY SATISFACTION WITH COUNCIL FACILITIES	COUNCIL OPERATIONS	SOCIAL WELL-BEING
4285	WHANGANUI DISTRICT COUNCIL	A COMMUNITY WITH WELL DEVELOPED AMENITIES AND RECREATIONAL OPPORTUNITIES	LEVEL OF USAGE IN CULTURAL FACILITIES	ARTS/CULTURE/MUSEUM/EVENTS	CULTURAL WELL-BEING
4286	WHANGANUI DISTRICT COUNCIL	A COMMUNITY WITH WELL DEVELOPED AMENITIES AND RECREATIONAL OPPORTUNITIES	LEVELS OF PARTICIPATION IN SPORT AND RECREATIONAL ACTIVITIES	SPORTS	SOCIAL WELL-BEING
4287	WHANGANUI DISTRICT COUNCIL	A COMMUNITY WITH WELL DEVELOPED AMENITIES AND RECREATIONAL OPPORTUNITIES	COMMUNITY SATISFACTION WITH CULTURAL AND SPORTING FACILITIES AND SERVICES	SPORTS	SOCIAL WELL-BEING
4288	WHANGANUI DISTRICT COUNCIL	A COMMUNITY WITH IDENTITY	PERCEPTIONS OF WANGANUI	COMMUNITY DEVELOPMENT	SOCIAL WELL-BEING
4289	WHANGANUI DISTRICT COUNCIL	A COMMUNITY WITH IDENTITY	VISITOR NUMBERS	TOURISM	ECONOMIC WELL-BEING
4290	WHANGANUI DISTRICT COUNCIL	A COMMUNITY WITH IDENTITY	NUMBER OF HERITAGE AND CULTURAL SITES PRESERVED	PARKS/RESERVES/OPEN SPACES	ENVIRONMENTAL WELL-BEING
4291	WHANGANUI DISTRICT COUNCIL	A COMMUNITY WITH IDENTITY	ATTENDEES AT CULTURAL CELEBRATIONS	ARTS/CULTURE/MUSEUM/EVENTS	CULTURAL WELL-BEING
4292	WHANGANUI DISTRICT COUNCIL	A COMMUNITY WITH IDENTITY	PERCEPTION SURVEY OF YOUTH	YOUTH	SOCIAL WELL-BEING
4293	WHANGANUI DISTRICT COUNCIL	A COMMUNITY WITH IDENTITY	NUMBER OF EVENTS RUN FOR YOUNG PEOPLE	YOUTH	SOCIAL WELL-BEING
4294	WHANGANUI DISTRICT COUNCIL	A COMMUNITY WITH IDENTITY	PERCEIVED QUALITY OF LIFE SURVEY	QUALITY OF LIFE	SOCIAL WELL-BEING
4295	WHANGANUI DISTRICT COUNCIL	AN ENVIRONMENTALLY SUSTAINABLE COMMUNITY	WATER AND ENERGY USE PER PERSON	RIVER, LAKES, COASTAL AND GROUNDWATER	ENVIRONMENTAL WELL-BEING
4296	WHANGANUI DISTRICT COUNCIL	AN ENVIRONMENTALLY SUSTAINABLE COMMUNITY	OF ERODING LAND	NATURAL DISASTER/RESILIENCE	ENVIRONMENTAL WELL-BEING
4297	WHANGANUI DISTRICT COUNCIL	AN ENVIRONMENTALLY SUSTAINABLE COMMUNITY	CONTINUED EXISTENCE OF ENDANGERED PLANTS AND INVERTEBRATES	ENVIRONMENT/ENVIRONMENTAL ATTITUDES	ENVIRONMENTAL WELL-BEING

Appendix A: List of Community Well-beings Outcomes and Measures by Councils

S.NO.	COUNCIL	OUTCOME	MEASURES	MEASURES BROAD GROUP	WELL-BEINGS
4298	WHANGANUI DISTRICT COUNCIL	AN ENVIRONMENTALLY SUSTAINABLE COMMUNITY	RIVER WATER QUALITY	RIVER, LAKES, COASTAL AND GROUNDWATER	ENVIRONMENTAL WELL-BEING
4299	WHANGANUI DISTRICT COUNCIL	AN ENVIRONMENTALLY SUSTAINABLE COMMUNITY	AREA OF COASTAL DUNE IN NATURAL CONDITION	NATURAL FEATURES	ENVIRONMENTAL WELL-BEING
4300	WHANGANUI DISTRICT COUNCIL	AN ENVIRONMENTALLY SUSTAINABLE COMMUNITY	QUANTITY OF WASTE DIVERTED FROM LANDFILL	WASTE TO LANDFILL	ENVIRONMENTAL WELL-BEING
4301	WHANGAREI DISTRICT COUNCIL	ENVIRONMENT	CONSUMER WASTE DIVERSION CHOICES: ON AN ANNUAL BASIS WE WILL MEASURE WHAT PERCENTAGE OF THE TOTAL RUBBISH RECEIVED BY COUNCIL IS DIVERTED (I.E. SEPARATED BY RESIDENTS FOR KERBSIDE RECYCLING AND AT TRANSFER STATIONS)	RECYCLING/GREEN WASTE	ENVIRONMENTAL WELL-BEING
4302	WHANGAREI DISTRICT COUNCIL	ENVIRONMENT	AREA UNDER ACTIVE MANAGEMENT FOR KIWI RECOVERY: THIS COVERS THE AREA OF LAND SUBJECT TO SUSTAINED STOAT CONTROL AND INCLUDES A CORE TRAPPED AREA AS WELL AS A BUFFER/BENEFIT AREA	ENVIRONMENT/ENVIRONMENTAL ATTITUDES	ENVIRONMENTAL WELL-BEING
4303	WHANGAREI DISTRICT COUNCIL	ENVIRONMENT	WEED MANAGEMENT IN DOC RESERVES: THIS IS THE TOTAL ANNUAL AREA TREATED THROUGH SITE LED WEED CONTROL IN DOC RESERVES WHERE ALL WEEDS ARE CONTROLLED (AROUND 30 SPECIES)	NATIVE VEGETATION	ENVIRONMENTAL WELL-BEING
4304	WHANGAREI DISTRICT COUNCIL	ENVIRONMENT	NUMBER AND AREA OF CONSERVATION COVENANTS: THIS IS THE TOTAL # OF CONSERVATION COVENANTS AND TOTAL HA OF ALL COVENANTS CREATED IN THE REPORTING YEAR, INCLUDING QE II COVENANTS	ENVIRONMENT/ENVIRONMENTAL ATTITUDES	ENVIRONMENTAL WELL-BEING
4305	WHANGAREI DISTRICT COUNCIL	ENVIRONMENT	COMPLIANCE WITH LAND USE CONSENT CONDITIONS COUNCIL MONITORS ALL LAND USE CONSENTS AND COLLECTS DATA ON NON COMPLIANCE THIS IS PERCENTAGE OF TOTAL CONSENTS MONITORED THAT DID NOT COMPLY WITH CONDITIONS	LAND UTILISATION	ENVIRONMENTAL WELL-BEING
4306	WHANGAREI DISTRICT COUNCIL	ENVIRONMENT	ANNUAL KIWICALL COUNT IN WHANGAREI DISTRICT THIS COUNT IS AN INDICATION OF THE NUMBER OF KIWI PRESENT IN THE AREAS UNDER ACTIVE MANAGEMENT FOR KIWI RECOVERY AND IS EXTRAPOLATED FROM THE LISTENING RESULTS	ENVIRONMENT/ENVIRONMENTAL ATTITUDES	ENVIRONMENTAL WELL-BEING
4307	WHANGAREI DISTRICT COUNCIL	ENVIRONMENT	NO OF USERS OF THE CITY OF WHANGAREI CONTRACTED BUS SERVICE (URBAN AREA ONLY): TOTAL NUMBER OF PASSENGERS USING THE SERVICE PER YEAR	TRANSPORT	ECONOMIC WELL-BEING
4308	WHANGAREI DISTRICT COUNCIL	ENVIRONMENT	NO OF PUBLIC HEALTH WARNINGS ISSUED (RECREATIONAL AND SHELLFISH GATHERING) FOR UPPER HARBOUR: TOTAL NUMBER OF PUBLIC HEALTH WARNINGS ISSUED BY NORTHLAND DISTRICT HEALTH BOARD FOR THE UPPER HARBOUR AREA FOR EITHER RECREATIONAL USE SHELLFISH GATHERING OR BOTH FOR THE YEAR NOVEMBER 1ST OCTOBER 2007	HEALTH/HEALTH SERVICES	SOCIAL WELL-BEING
4309	WHANGAREI DISTRICT COUNCIL	SAFE	NUMBER OF PEDESTRIAN & CYCLIST CRASHES: THIS IS THE TOTAL NUMBER OF PEDESTRIAN AND CYCLIST CRASHES RECORDED BY NZ POLICE PER YEAR IN THE WHANGAREI DISTRICT THE FIGURE INCLUDES BOTH INJURY AND NON-INJURY CRASHES	ROAD ACCIDENTS/INJURIES	ECONOMIC WELL-BEING
4310	WHANGAREI DISTRICT COUNCIL	SAFE	PERCEPTION OF SAFETY: THE PERCENTAGE OF PEOPLE WHO ANSWER YES, DEFINITELY AND YES, MOSTLY TO THE QUESTION 'IS WHANGAREI GENERALLY A SAFE PLACE TO LIVE?'	CRIME/SAFETY	SOCIAL WELL-BEING
4311	WHANGAREI DISTRICT COUNCIL	SAFE	TOTAL OFFENCES: TOTAL NUMBER OF RECORDED OFFENCES PER 10,000 POPULATION NOTE: THE NZ POLICE WHANGAREI DISTRICT BOUNDARIES ARE NOT THE SAME AS THE WDC BOUNDARIES	CRIME/SAFETY	SOCIAL WELL-BEING

Appendix A: List of Community Well-beings Outcomes and Measures by Councils

S.NO.	COUNCIL	OUTCOME	MEASURES	MEASURES BROAD GROUP	WELL-BEINGS
4312	WHANGAREI DISTRICT COUNCIL	SAFE	VIOLENT CRIME IN PUBLIC PLACES TOTAL NUMBER OF RECORDED VIOLENT CRIMES THAT HAVE OCCURRED IN A PUBLIC PLACE THIS DATA IS PROVIDED FOR THE WHANGAREI DISTRICT	CRIME/SAFETY	SOCIAL WELL-BEING
4313	WHANGAREI DISTRICT COUNCIL	SAFE	GRAFFITI THE PERCENTAGE OF RESIDENTS OF THE DISTRICT WHO THINK THAT GRAFFITI IS A PROBLEM IN THE WHANGAREI DISTRICT	CRIME/SAFETY	SOCIAL WELL-BEING
4314	WHANGAREI DISTRICT COUNCIL	HEALTHY & EDUCATED	SCHOOL LEAVERS WITH NCEA LEVEL 1 OR ABOVE: PERCENTAGE OF SCHOOL LEAVERS WITH NCEA LEVEL 1 OR ABOVE YEAR ENDING DECEMBER 2007	QUALIFICATION/SCHOOL	SOCIAL WELL-BEING
4315	WHANGAREI DISTRICT COUNCIL	HEALTHY & EDUCATED	SCHOOL LEAVERS QUALIFIED TO ATTEND UNIVERSITY: PERCENTAGE OF SCHOOL LEAVERS QUALIFIED TO ATTEND UNIVERSITY	QUALIFICATION/SCHOOL	SOCIAL WELL-BEING
4316	WHANGAREI DISTRICT COUNCIL	HEALTHY & EDUCATED	INVOLVEMENT IN EARLY CHILDHOOD EDUCATION: PERCENTAGE OF YEAR 1 STUDENTS WHO ATTENDED EARLY CHILDHOOD EDUCATION SERVICES	EARLY CHILDHOOD EDUCATION	SOCIAL WELL-BEING
4317	WHANGAREI DISTRICT COUNCIL	HEALTHY & EDUCATED	ORAL HEALTH OF CHILDREN: THE AVERAGE DECAYED MISSED FILLED TEETH (DMFT) INDEX OF 5 YEAR OLDS IN THE WHANGAREI DISTRICT DMFT SHOWS HOW MANY TEETH OUT 20 OF ARE DECAYED, MISSED (EXTRACTED) OR FILLED YEAR ENDING DECEMBER 2007	HEALTH/HEALTH SERVICES	SOCIAL WELL-BEING
4318	WHANGAREI DISTRICT COUNCIL	HEALTHY & EDUCATED	CHILDHOOD IMMUNISATION: THE PERCENTAGE OF CHILDREN IN THE WHANGAREI DISTRICT WHO ARE FULLY IMMUNISED AT TWO YEARS OF AGE	HEALTH/HEALTH SERVICES	SOCIAL WELL-BEING
4319	WHANGAREI DISTRICT COUNCIL	HEALTHY & EDUCATED	INDUSTRY TRAINING: THE NUMBER OF ACTIVE TRAINEES IN INDUSTRY TRAINING (INCLUDING MODERN APPRENTICESHIPS) IN WHANGAREI DISTRICT (DATA IS FOR JANUARY - JUNE 2008)	SKILLED LABOURFORCE	ECONOMIC WELL-BEING
4320	WHANGAREI DISTRICT COUNCIL	HEALTHY & EDUCATED	STATE HOUSES: THE NUMBER OF STATE HOUSES PROVIDED AND MAINTAINED BY HOUSING NEW ZEALAND IN THE WHANGAREI DISTRICT	HOUSE AFFORDABILITY	ECONOMIC WELL-BEING
4321	WHANGAREI DISTRICT COUNCIL	ECONOMY	MEDIAN WEEKLY INCOME (NORTHLAND REGION): THE MIDDLE POINT OF THE DISTRIBUTION OF WEEKLY INCOME FOR EXAMPLE: IF THERE WERE 99 PEOPLE, THE MEDIAN WEEKLY INCOME WOULD BE THE WEEKLY INCOME OF THE FIFTIETH PERSON WHEN PEOPLE ARE RANKED BY WEEKLY INCOME	INCOME	ECONOMIC WELL-BEING
4322	WHANGAREI DISTRICT COUNCIL	ECONOMY	UNEMPLOYMENT STATISTICS TOTAL NUMBER OF PEOPLE ON THE UNEMPLOYMENT BENEFIT FOR LONGER THAN YEARS	UNEMPLOYMENT	ECONOMIC WELL-BEING
4323	WHANGAREI DISTRICT COUNCIL	ECONOMY	UNEMPLOYMENT RATE (NORTHLAND REGION): THE NUMBER OF UNEMPLOYED PEOPLE IN THE NORTHLAND REGION EXPRESSED AS A PERCENTAGE OF THE LABOUR FORCE	UNEMPLOYMENT	ECONOMIC WELL-BEING
4324	WHANGAREI DISTRICT COUNCIL	ECONOMY	BUSINESS SIZE BASED ON EMPLOYEE NUMBERS THE TOTAL NUMBER OF EMPLOYEES DIVIDED BY THE TOTAL NUMBER OF BUSINESSES IN THE DISTRICT	LEVEL OF EMPLOYMENT AND BUSINESSES	ECONOMIC WELL-BEING
4325	WHANGAREI DISTRICT COUNCIL	ECONOMY	COMMERCIAL BUILDINGS TOTAL NUMBER OF BUILDING CONSENTS GRANTED FOR NEW COMMERCIAL BUILDINGS	PLANNING/BUILDING CONSENTS	ECONOMIC WELL-BEING

Appendix A: List of Community Well-beings Outcomes and Measures by Councils

S.NO.	COUNCIL	OUTCOME	MEASURES	MEASURES BROAD GROUP	WELL-BEINGS
4326	WHANGAREI DISTRICT COUNCIL	ECONOMY	NET INTERNATIONAL MIGRATION (INCLUDING KIWIS LEAVING AND RETURNING): PERMANENT AND LONG-TERM ARRIVALS INCLUDING OVERSEAS MIGRANTS INTENDING TO STAY FOR 12 MONTHS OR MORE AND NZ RESIDENTS RETURNING AFTER AN ABSENCE OF 12 MONTHS OR MORE, LESS PERMANENT AND LONG-TERM DEPARTURES, INCLUDING NZ RESIDENTS DEPARTING FOR MORE THAN 12 MONTHS AND OVERSEAS VISITORS DEPARTING AFTER A STAY OF 12 MONTHS OR MORE. THIS DOES NOT INCLUDE NATIONAL MIGRATION FIGURES	POPULATION/ETHNICITY/DEMOGRAPHICS	DEMOGRAPHICS
4327	WHANGAREI DISTRICT COUNCIL	ECONOMY	DISTRICT RESIDENTS PERCEPTION OF ECONOMIC GROWTH THE PERCENTAGE OF RESIDENTS OF THE DISTRICT WHO THINK THAT THE LOCAL ECONOMY IS DOING WELL	GROSS DOMESTIC PRODUCT (GDP)	ECONOMIC WELL-BEING
4328	WHANGAREI DISTRICT COUNCIL	COMMUNITY	PROGRAMMES INVOLVING VISUAL ARTS & CRAFTS: NUMBER OF PEOPLE ATTENDING CREATIVE WORKSHOPS RUN BY THE NORTHLAND CRAFT TRUST (EXCLUDING SCHOOL HOLIDAY PROGRAMMES)	SKILLED LABOURFORCE	ECONOMIC WELL-BEING
4329	WHANGAREI DISTRICT COUNCIL	COMMUNITY	PROGRAMMES INVOLVING IN THE PERFORMING ARTS AND OTHER EVENTS THE NUMBER OF EVENTS THAT ARE HELD AT FORUM NORTH THAT ARE RUN BY COMMUNITY ORGANISATIONS	ARTS/CULTURE/MUSEUM/EVENTS	CULTURAL WELL-BEING
4330	WHANGAREI DISTRICT COUNCIL	COMMUNITY	PLAY EQUIPMENT AVAILABILITY: PLAY EQUIPMENT WITHIN AVERAGE 500 METRES OR 15 MINUTES WALK OF URBAN POPULATION	PARKS/RESERVES/OPEN SPACES	ENVIRONMENTAL WELL-BEING
4331	WHANGAREI DISTRICT COUNCIL	COMMUNITY	USAGE OF SPORT FIELDS THE AMOUNT OF USAGE OF SPORT FIELDS BY SPORTING CODES AS A PERCENTAGE OF TOTAL CAPACITY	PARKS/RESERVES/OPEN SPACES	SOCIAL WELL-BEING
4332	WHANGAREI DISTRICT COUNCIL	COMMUNITY	USAGE OF WHANGAREI AQUATIC CENTRE THE TOTAL NUMBER OF VISITS TO THE WHANGAREI AQUATIC CENTRE IN THE YEAR	COUNCIL FACILITIES	SOCIAL WELL-BEING
4333	WHANGAREI DISTRICT COUNCIL	COMMUNITY	COST OF VANDALISM: THE ANNUAL COST OF REPAIR WORK CARRIED OUT AS A RESULT OF VANDALISM TO COUNCIL'S PARKS, ASSETS AND FACILITIES	CRIME/SAFETY	ECONOMIC WELL-BEING
4334	WHANGAREI DISTRICT COUNCIL	CULTURE & HERITAGE	IWI MANAGEMENT PLANS: TOTAL # OF IWI MANAGEMENT PLANS LODGED WITH COUNCIL WITHIN THE FINANCIAL YEAR	PLANNING/BUILDING CONSENTS	CULTURAL WELL-BEING
4335	WHANGAREI DISTRICT COUNCIL	CULTURE & HERITAGE	SITES OF SIGNIFICANCE TO MAORI: THE GOALS AND OBJECTIVES OF THE PROJECT TO IDENTIFY, MANAGE AND PROTECT SITES OF SIGNIFICANCE TO MAORI ARE ACHIEVED IN ACCORDANCE WITH THE PROJECT PLAN	HERITAGE/HISTORIC	CULTURAL WELL-BEING
4336	WHANGAREI DISTRICT COUNCIL	CULTURE & HERITAGE	PAPAKAIANGA HOUSING: DEVELOPMENT AND IMPLEMENTATION OF PAPAKAIANGA HOUSING POLICY	PLANNING/BUILDING CONSENTS	CULTURAL WELL-BEING
4337	WHANGAREI DISTRICT COUNCIL	CULTURE & HERITAGE	HERITAGE SITES REGISTERED WITH NEW ZEALAND HISTORIC PLACES TRUST: TOTAL OF HISTORIC PLACES HISTORIC AREAS REGISTERED ONLINE WITH RARANGA TAONGA IN THE WHANGAREI DISTRICT	HERITAGE/HISTORIC	CULTURAL WELL-BEING

Appendix B: Community Well-being Statements by Councils

S.NO.	COUNCIL	OUTCOMES	COMMUNITY STATEMENTS
1	ASHBURTON DISTRICT COUNCIL	DEMOCRACY	A COMMUNITY THAT CONTRIBUTES TO IMPROVING OUR QUALITY OF LIFE THROUGH DEMOCRATIC PARTICIPATION
2	ASHBURTON DISTRICT COUNCIL	ECONOMY	A THRIVING AND DIVERSE LOCAL ECONOMY THAT PROVIDES THE FOUNDATION FOR A QUALITY LIFESTYLE
3	ASHBURTON DISTRICT COUNCIL	EDUCATION	A COMMUNITY WITH ACCESS TO QUALITY EDUCATION AND LIFE LONG LEARNING
4	ASHBURTON DISTRICT COUNCIL	ENVIRONMENT	NATURAL AND DEVELOPED ENVIRONMENTS ARE SUSTAINED FOR THE ENJOYMENT OF CURRENT AND FUTURE GENERATIONS
5	ASHBURTON DISTRICT COUNCIL	HEALTH AND WELLBEING	HEALTHY ACTIVE PEOPLE ENJOYING A GOOD QUALITY OF LIFE IN A CARING AND SAFE ENVIRONMENT
6	ASHBURTON DISTRICT COUNCIL	IDENTITY HERITAGE	A COMMUNITY WITH A STRONG SENSE OF IDENTITY AND HERITAGE WHICH WELCOMES NEW RESIDENTS AND ENCOURAGES DIVERSITY
7	ASHBURTON DISTRICT COUNCIL	RECREATION	A COMMUNITY WITH ACCESS TO A VARIETY OF CULTURAL RECREATIONAL AND HERITAGE EXPERIENCES AND FACILITIES THAT ENHANCE OUR QUALITY OF LIFE
8	AUCKLAND COUNCIL	BELONGING AND PARTICIPATION OUTCOME	BELONGING AND PARTICIPATION OUTCOME
9	AUCKLAND COUNCIL	ENVIRONMENT AND CULTURAL HERITAGE	ENVIRONMENT AND CULTURAL HERITAGE OUTCOME
10	AUCKLAND COUNCIL	HOMES AND PLACES OUTCOME	HOMES AND PLACES OUTCOME
11	AUCKLAND COUNCIL	MĀORI IDENTITY AND WELLBEING OUTCOME	MĀORI IDENTITY AND WELLBEING OUTCOME
12	AUCKLAND COUNCIL	OPPORTUNITY AND PROSPERITY OUTCOME	OPPORTUNITY AND PROSPERITY OUTCOME
13	AUCKLAND COUNCIL	TRANSPORT AND ACCESS OUTCOME	TRANSPORT AND ACCESS OUTCOME
14	BAY OF PLENTY REGIONAL COUNCIL	A CLEAN AND PROTECTED ENVIRONMENT	OUR NATURAL ENVIRONMENT IS VALUED AND PRESERVED ENJOYED BY US NOW AND PROTECTED FOR FUTURE GENERATIONS
15	BAY OF PLENTY REGIONAL COUNCIL	A PROSPEROUS AND SUSTAINABLE ECONOMY	OUR PRODUCTIVE DIVERSE REGIONAL ECONOMY PROVIDES LONGTERM SUSTAINABLE GROWTH AND PROSPERITY
16	BAY OF PLENTY REGIONAL COUNCIL	A VIBRANT AND FULFILLING LIFESTYLE	THE BAY OF PLENTY IS A REGION THAT PEOPLE LOVE AND ARE PROUD TO LIVE IN AND CALL THEIR OWN
17	BAY OF PLENTY REGIONAL COUNCIL	HEALTHY AND SAFE COMMUNITIES	INDIVIDUALS AND ORGANISATIONS WORK IN PARTNERSHIP TO PROMOTE HEALTHY LIVING AND ENSURE SAFE AND CARING COMMUNITIES
18	BAY OF PLENTY REGIONAL COUNCIL	OPEN AND INCLUSIVE LEADERSHIP	OUR RESPONSIBLE AND MOTIVATED LEADERS AND OF CIALS SUPPORT COMMUNITY PARTICIPATION IN DECISIONMAKING
19	BAY OF PLENTY REGIONAL COUNCIL	QUALITY AFFORDABLE INFRASTRUCTURE	OUR INFRASTRUCTURE PARTICULARLY THE TRANSPORT NETWORK SERVES BUSINESS AND THE COMMUNITY WELL CONTRIBUTES TO QUALITY OF LIFE IN THE REGION AND IS SENSITIVE TO THE NATURAL ENVIRONMENT
20	BAY OF PLENTY REGIONAL COUNCIL	RESPECTED CULTURE AND HERITAGE	THE HISTORY OF THE REGION AND THE VALUE OF MAORI CULTURE WITHIN IT ARE RECOGNISED AND FOSTERED
21	BAY OF PLENTY REGIONAL COUNCIL	VALUE ON LEARNING AND EXCELLENCE	RESIDENTS ARE INSPIRED TO ACHIEVE AND ARE SUPPORTED IN THEIR EFFORTS TO LEARN AND BE WELL INFORMED

Appendix B: Community Well-being Statements by Councils

22	BULLER DISTRICT COUNCIL	ECONOMY	ECONOMY
23	BULLER DISTRICT COUNCIL	EDUCATION	EDUCATION
24	BULLER DISTRICT COUNCIL	ENVIRONMENT	ENVIRONMENT
25	BULLER DISTRICT COUNCIL	HEALTH	HEALTH
26	BULLER DISTRICT COUNCIL	IDENTITY	IDENTITY
27	BULLER DISTRICT COUNCIL	SAFETY	SAFETY
28	CANTERBURY REGIONAL COUNCIL	CULTURAL WELLBEING	THOSE FACTORS THAT ENCOMPASS THE SHARED BELIEFS VALUES CUSTOMS BEHAVIOURS AND IDENTITIES REFLECTED THROUGH LANGUAGE STORIES EXPERIENCES VISUAL AND PERFORMING ARTS CEREMONIES AND HERITAGE
29	CANTERBURY REGIONAL COUNCIL	ECONOMIC WELLBEING	THOSE FACTORS RELATING TO THE CAPACITY OF THE ECONOMY TO GENERATE THE EMPLOYMENT AND WEALTH NECESSARY TO PROVIDE MANY OF THE PREREQUISITES FOR SOCIAL WELLBEING SUCH AS HEALTH SERVICES
30	CANTERBURY REGIONAL COUNCIL	ENVIRONMENTAL WELLBEING	THOSE FACTORS THAT RELATE ULTIMATELY TO THE CAPACITY OF THE NATURAL ENVIRONMENT TO SUPPORT IN A SUSTAINABLE WAY THE ACTIVITIES THAT CONSTITUTE COMMUNITY LIFE
31	CANTERBURY REGIONAL COUNCIL	SOCIAL WELLBEING	THOSE FACTORS THAT ENABLE INDIVIDUALS THEIR FAMILIES HAPU AND COMMUNITIES TO SET GOALS AND ACHIEVE THEM SUCH AS EDUCATION HEALTH THE STRENGTH OF COMMUNITY NETWORKS FINANCIAL AND PERSONAL SECURITY RIGHTS AND FREEDOMS AND LEVELS OF EQUITY
32	CARTERTON DISTRICT COUNCIL	A DISTRICT WHICH ENCOURAGES LIFELONG LEARNING	A DISTRICT WHICH ENCOURAGES LIFELONG LEARNING
33	CARTERTON DISTRICT COUNCIL	A DISTRICT WHICH ENJOYS CREATIVITY AND RECREATION	A DISTRICT WHICH ENJOYS CREATIVITY AND RECREATION
34	CARTERTON DISTRICT COUNCIL	A DISTRICT WHICH PROMOTES SUSTAINABLE INFRASTRUCTURE AND SERVICES	A DISTRICT WHICH PROMOTES SUSTAINABLE INFRASTRUCTURE AND SERVICES
35	CARTERTON DISTRICT COUNCIL	A DISTRICT WHICH VALUES AND PROTECTS ITS NATURAL ENVIRONMENT	A DISTRICT WHICH VALUES AND PROTECTS ITS NATURAL ENVIRONMENT
36	CARTERTON DISTRICT COUNCIL	A HEALTHY DISTRICT	A HEALTHY DISTRICT
37	CARTERTON DISTRICT COUNCIL	A SAFE DISTRICT	A SAFE DISTRICT
38	CARTERTON DISTRICT COUNCIL	A VIBRANT AND PROSPEROUS ECONOMY	A VIBRANT AND PROSPEROUS ECONOMY
39	CARTERTON DISTRICT COUNCIL	STRONG POSITIVE LEADERSHIP	STRONG POSITIVE LEADERSHIP
40	CENTRAL HAWKES BAY DISTRICT COUNCIL	A LIFETIME OF GOOD HEALTH AND WELLBEING	AN ENVIRONMENT IN WHICH ALL PEOPLE ARE ABLE TO ACHIEVE A LIFETIME OF GOOD HEALTH AND WELLBEING THEY ARE PROTECTED FROM THE NEGATIVE EFFECTS OF POLLUTION DRUG AND ALCOHOL ABUSE AND ILLNESS THEY HAVE CONFIDENCE IN AND ACCESS TO HEALTH CARE PROVIDED IN OUR REGION
41	CENTRAL HAWKES BAY DISTRICT COUNCIL	A STRONG PROSPEROUS AND THRIVING ECONOMY	CENTRAL GOVERNMENT LOCAL GOVERNMENT AND INDIVIDUALS WORKING MORE EFFECTIVELY TO CREATE CONDITIONS THAT PROMOTE ECONOMIC GROWTH

Appendix B: Community Well-being Statements by Councils

42	CENTRAL HAWKES BAY DISTRICT COUNCIL	AN ENVIRONMENT THAT IS SUSTAINED FOR FUTURE GENERATIONS	COMMUNITIES RESPECTING THE IMPORTANCE OF OUR NATURAL ENVIRONMENT AND WORKING TOWARDS SUSTAINING THIS FOR THE WELLBEING OF FUTURE GENERATIONS
43	CENTRAL HAWKES BAY DISTRICT COUNCIL	COMMUNITIES THAT VALUE AND PROMOTE THEIR UNIQUE CULTURE AND HERITAGE	COMMUNITIES RECOGNISING ACHIEVING AND PROMOTING THEIR CULTURAL GOALS ACKNOWLEDGING AND PROTECTING PLACES OF SIGNIFICANCE TO PASS TO FUTURE GENERATIONS COMMUNITIES RESPECTING AND EMBRACING THE CULTURAL ENVIRONMENT OF NGATI KAHUNGUNU
44	CENTRAL HAWKES BAY DISTRICT COUNCIL	SAFE AND ACCESSIBLE RECREATIONAL FACILITIES	A COORDINATED REGIONAL APPROACH WHERE ALL PEOPLE ARE ABLE TO ACCESS SAFE RECREATIONAL FACILITIES IN OUR REGION
45	CENTRAL HAWKES BAY DISTRICT COUNCIL	SAFE AND SECURE COMMUNITIES	CENTRAL GOVERNMENT LOCAL GOVERNMENT AND THE COMMUNITY WORKING TOGETHER TO CREATE AN ENVIRONMENT WHICH IS SAFE FOR ALL PEOPLE IN OUR REGION
46	CENTRAL HAWKES BAY DISTRICT COUNCIL	STRONG REGIONAL LEADERSHIP AND A SENSE OF BELONGING	COORDINATED REGIONAL LEADERSHIP TO ACHIEVE ECONOMIC SOCIAL CULTURAL AND ENVIRONMENTAL WELLBEING OF OUR COMMUNITIES A DEMOCRATIC ENVIRONMENT WHERE ALL PEOPLE ARE ABLE TO PARTICIPATE IN THE LIFE OF THEIR COMMUNITIES AND ACHIEVE A SENSE OF BELONGING
47	CENTRAL HAWKES BAY DISTRICT COUNCIL	SUPPORTIVE CARING AND INCLUSIVE COMMUNITIES	CARING COMMUNITIES WHERE PEOPLE FEEL RESPECTED AND VALUED AS IMPORTANT MEMBERS OF OUR REGION THEY ARE ABLE TO ACCESS RESOURCES TO REACH THEIR FULL POTENTIAL IN LIFE AND PARTICIPATE TOWARDS ACHIEVING STRONG COMMUNITIES
48	CENTRAL HAWKES BAY DISTRICT COUNCIL	TRANSPORT INFRASTRUCTURE AND SERVICES THAT ARE SAFE EFFECTIVE AND INTEGRATED	A SAFE AND AFFORDABLE TRANSPORT SYSTEM THAT MEETS THE NEEDS OF THE PEOPLE IN OUR REGION
49	CENTRAL OTAGO DISTRICT COUNCIL	A SAFE AND HEALTHY COMMUNITY	THIS WOULD BE A VIBRANT COMMUNITY WITH A RANGE OF SERVICES AND FACILITIES THIS WOULD ALSO BE A COMMUNITY THAT VALUED AND CELEBRATED ITS RICH HERITAGE
50	CENTRAL OTAGO DISTRICT COUNCIL	A SUSTAINABLE ENVIRONMENT	THIS WOULD BE AN ENVIRONMENT THAT PROVIDES A GOOD QUALITY OF LIFE THE COMMUNITY WOULD ALSO HAVE A HEALTHY BALANCE BETWEEN ITS NATURAL AND BUILT ENVIRONMENT
51	CENTRAL OTAGO DISTRICT COUNCIL	A THRIVING ECONOMY	A THRIVING ECONOMY WOULD BE ATTRACTIVE TO BOTH BUSINESS AND RESIDENTS ALIKE
52	CHATHAM ISLAND COUNCIL	CULTURAL WELLBEING	A CULTURALLY ENRICHED COMMUNITY
53	CHATHAM ISLAND COUNCIL	ECONOMIC WELLBEING	AN ENTERPRISING INNOVATIVE COMMUNITY
54	CHATHAM ISLAND COUNCIL	ENVIRONMENTAL WELLBEING	AN ENVIRONMENTALLY CONSCIOUS COMMUNITY
55	CHATHAM ISLAND COUNCIL	SOCIAL WELLBEING	A SAFE HEALTHY COMMUNITY
56	CHRISTCHURCH CITY COUNCIL	HEALTHY ENVIRONMENT	HEALTHY WATERWAYS
57	CHRISTCHURCH CITY COUNCIL	HEALTHY ENVIRONMENT	HIGHQUALITY DRINKING WATER
58	CHRISTCHURCH CITY COUNCIL	HEALTHY ENVIRONMENT	SUSTAINABLE USE OF RESOURCES
59	CHRISTCHURCH CITY COUNCIL	HEALTHY ENVIRONMENT	UNIQUE LANDSCAPES AND INDIGENOUS BIODIVERSITY ARE VALUED

Appendix B: Community Well-being Statements by Councils

60	CHRISTCHURCH CITY COUNCIL	LIVEABLE CITY	A WELL CONNECTED AND ACCESSIBLE CITY
61	CHRISTCHURCH CITY COUNCIL	LIVEABLE CITY	ST CENTURY GARDEN CITY WE ARE PROUD TO LIVE IN
62	CHRISTCHURCH CITY COUNCIL	LIVEABLE CITY	SUFFICIENT SUPPLY OF AND ACCESS TO A RANGE OF HOUSING
63	CHRISTCHURCH CITY COUNCIL	LIVEABLE CITY	VIBRANT THRIVING CENTRAL CITY SUBURBAN AND RURAL CENTRES
64	CHRISTCHURCH CITY COUNCIL	PROSPEROUS ECONOMY	A PRODUCTIVE ADAPTIVE AND RESILIENT ECONOMIC BASE
65	CHRISTCHURCH CITY COUNCIL	PROSPEROUS ECONOMY	GREAT PLACE FOR PEOPLE BUSINESS AND INVESTMENT
66	CHRISTCHURCH CITY COUNCIL	PROSPEROUS ECONOMY	INCLUSIVE EQUITABLE ECONOMY WITH BROADBASED PROSPERITY
67	CHRISTCHURCH CITY COUNCIL	PROSPEROUS ECONOMY	MODERN AND ROBUST CITY INFRASTRUCTURE AND FACILITIES
68	CHRISTCHURCH CITY COUNCIL	STRONG COMMUNITIES	ACTIVE PARTICIPATION IN CIVIC LIFE
69	CHRISTCHURCH CITY COUNCIL	STRONG COMMUNITIES	OUR IDENTITY THROUGH ARTS CULTURE HERITAGE AND SPORT
70	CHRISTCHURCH CITY COUNCIL	STRONG COMMUNITIES	SAFE AND HEALTHY COMMUNITIES
71	CHRISTCHURCH CITY COUNCIL	STRONG COMMUNITIES	STRONG SENSE OF COMMUNITY
72	CHRISTCHURCH CITY COUNCIL	STRONG COMMUNITIES	VALUING THE VOICES OF CHILDREN AND YOUNG PEOPLE
73	CLUTHA DISTRICT COUNCI	CREATING A SUSTAINABLE ENVIRONMENT THATS LIVING UP TO OUR CLEAN GREEN IMAGE	CREATING A SUSTAINABLE ENVIRONMENT THATS LIVING UP TO OUR CLEAN GREEN IMAGE
74	CLUTHA DISTRICT COUNCI	DEVELOPING AND MAKING THE MOST OF EDUCATION TRAINING AND LIFELONG LEARNING OPPORTUNITIES	DEVELOPING AND MAKING THE MOST OF EDUCATION TRAINING AND LIFELONG LEARNING OPPORTUNITIES
75	CLUTHA DISTRICT COUNCI	ENCOURAGING STRONG POSITIVE AND ENTERPRISING COMMUNITIES	ENCOURAGING STRONG POSITIVE AND ENTERPRISING COMMUNITIES
76	CLUTHA DISTRICT COUNCI	ENSURING OUR ECONOMY GROWS AND DIVERSIFIES	ENSURING OUR ECONOMY GROWS AND DIVERSIFIES
77	CLUTHA DISTRICT COUNCI	MAKING SURE THERES PLENTY TO SEE AND DO	MAKING SURE THERES PLENTY TO SEE AND DO
78	CLUTHA DISTRICT COUNCI	PROVIDING THE INFRASTRUCTURE WE NEED TO MOVE FORWARD	PROVIDING THE INFRASTRUCTURE WE NEED TO MOVE FORWARD
79	CLUTHA DISTRICT COUNCI	WORKING TOWARDS A SAFER AND HEALTHIER COMMUNITY	WORKING TOWARDS A SAFER AND HEALTHIER COMMUNITY
80	DUNEDIN CITY COUNCIL	ACCESSIBLE CITY	A CITY WITH A TRANSPORT SYSTEM THAT SUPPORTS ECONOMIC DEVELOPMENT AND WHERE PEOPLE MOVE ABOUT EASILY AND SAFELY
81	DUNEDIN CITY COUNCIL	ACTIVE CITY	A CITY THAT PROVIDES AND ENCOURAGES PARTICIPATION IN A BROAD RANGE OF SPORTING RECREATIONAL AND LEISURE ACTIVITIES
82	DUNEDIN CITY COUNCIL	CULTURE AND LEARNING	A CITY THAT CELEBRATES AND SUPPORTS CULTURE AND EXCELLENCE IN THE ARTS AND EDUCATION
83	DUNEDIN CITY COUNCIL	SAFE AND HEALTHY PEOPLE	A CITY WHERE RESIDENTS FEEL SAFE AND ENJOY A HEALTHY LIFESTYLE
84	DUNEDIN CITY COUNCIL	SUPPORTIVE COMMUNITY	A CITY WHERE RESIDENTS FEEL INCLUDED AND CONNECTED WITH THEIR WIDER COMMUNITY

Appendix B: Community Well-being Statements by Councils

85	DUNEDIN CITY COUNCIL	SUSTAINABLE CITY AND ENVIRONMENT	A CITY THAT MAKES THE MOST OF ITS NATURAL AND BUILT ENVIRONMENT AND WHICH MEETS THE NEEDS OF TODAY'S COMMUNITY WITHOUT JEOPARDISING THE ABILITY OF FUTURE GENERATIONS TO MEET THEIR NEEDS
86	DUNEDIN CITY COUNCIL	WEALTHY COMMUNITY	A CITY THAT ENCOURAGES STRONG LOCAL BUSINESS GROWTH AND EMPLOYMENT GROWTH AND ATTRACTS INCREASING NUMBERS OF NEW BUSINESSES AND TOURISTS
87	FAR NORTH DISTRICT COUNCIL	CULTURE AND HERITAGE	HAVING A STRONG AND POSITIVE IDENTITY THAT INCLUDES AWARENESS AND KNOWLEDGE OF THE FAR NORTH'S UNIQUE HERITAGE AND HISTORY
88	FAR NORTH DISTRICT COUNCIL	EDUCATION TRAINING AND BUSINESS OPPORTUNITIES	OPPORTUNITIES IN THE FAR NORTH ARE SUFFICIENT TO ATTRACT SKILLED PROFESSIONALS TO THE DISTRICT AND TO REDUCE THE NUMBER OF YOUNG PEOPLE LEAVING THE AREA
89	FAR NORTH DISTRICT COUNCIL	ENVIRONMENT	THE FAR NORTH'S BUILT ENVIRONMENT AND INFRASTRUCTURE ARE FURTHER DEVELOPED IN A SUSTAINABLE WAY WHICH CONTRIBUTES TO THE WELLBEING OF PEOPLE COMMUNITIES AND THE NATURAL ENVIRONMENT BOTH NOW AND IN THE FUTURE
90	FAR NORTH DISTRICT COUNCIL	PUBLIC HEALTH	KEY HEALTH ISSUES OF ALL RESIDENTS ARE IDENTIFIED AND ADDRESSED
91	FAR NORTH DISTRICT COUNCIL	PUBLIC SAFETY	COMMUNITY AND VISITORS TO THE DISTRICT FEEL SAFE AND SECURE AT ANY TIME OF THE DAY OR NIGHT
92	FAR NORTH DISTRICT COUNCIL	SERVICES THAT SUPPORT COMMUNITIES	THE COHESIVENESS OF OUR COMMUNITIES IS MAINTAINED OR INCREASED BY RETAINING THE SERVICES THEY NEED
93	FAR NORTH DISTRICT COUNCIL	TRANSPORTATION	TRANSPORT NETWORKS ARE MAINTAINED AND DEVELOPED TO ENABLE ACCESS TO FROM AND WITHIN THE DISTRICT
94	GISBORNE DISTRICT	CONNECTED TAIRĀWHITI	WE PROVIDE ESSENTIAL SERVICES AND INFRASTRUCTURE IN A WAY THAT MAKES THE MOST OF OUR REGION AND SUPPORTS ALL THE OUTCOME AREAS
95	GISBORNE DISTRICT	EMPOWERED TAIRĀWHITI	OUR COMMUNITY LEADS AND ADVOCATES FOR ITSELF MAKING SURE THAT ALL PEOPLE ARE ACTIVELY INVOLVED IN COMMUNITY LIFE AND PARTICIPATE IN THE DEMOCRATIC PROCESS
96	GISBORNE DISTRICT	ENVIRONMENTALLY SUSTAINABLE TAIRĀWHITI	WE VALUE OUR ENVIRONMENT ENSURING IT IS PROTECTED AND ENHANCED FOR FUTURE GENERATIONS
97	GISBORNE DISTRICT	HEALTHY TAIRĀWHITI	WE HELP EACH OTHER TO BE HEALTHY AND ACTIVE AND ENSURE ACCESS TO APPROPRIATE HEALTH SERVICES FOR ALL OF OUR COMMUNITY
98	GISBORNE DISTRICT	PROSPEROUS TAIRĀWHITI	WE SUPPORT AND DEVELOP OUR ECONOMY TO GROW AND ATTRACT POSITIVE TOURISM AND INVESTMENT WHILE MAXIMISING THE BENEFITS FOR OUR PEOPLE AND MANAGING THE IMPACT ON OUR ENVIRONMENT
99	GISBORNE DISTRICT	SAFE TAIRĀWHITI	WE CREATE A RESILIENT COMMUNITY THAT MAKES OUR PEOPLE FEEL SAFE AND SECURE WE ENCOURAGE ART AND CULTURE AND REFLECT OUR REGION'S HERITAGE AND CULTURAL DIVERSITY AS A WAY OF EXPRESSING WHO WE ARE AND TO CREATE A VIBRANT REGION

Appendix B: Community Well-being Statements by Councils

100	GISBORNE DISTRICT	SKILLED AND EDUCATED TAIRĀWHITI	WE ENSURE THERE ARE LOCAL EDUCATION AND TRAINING OPPORTUNITIES THAT MEET THE NEEDS OF OUR PEOPLE AND SUPPORT OUR ECONOMY
101	GISBORNE DISTRICT	VIBRANT TAIRĀWHITI	WE TREASURE THE SPECIAL VALUES THAT MAKE TAIRĀWHITI UNIQUE AND SHAPE OUR SENSE OF IDENTITY AND PRIDE
102	GORE DISTRICT COUNCIL	A DIVERSE ECONOMY BUILT FROM OUR STRENGTHS FOR GROWTH AND PROSPERITY	A DIVERSE ECONOMY BUILT FROM OUR STRENGTHS FOR GROWTH AND PROSPERITY
103	GORE DISTRICT COUNCIL	A TREASURED ENVIRONMENT WHICH WE CARE FOR AND WHICH SUPPORTS US NOW AND INTO THE FUTURE	A TREASURED ENVIRONMENT WHICH WE CARE FOR AND WHICH SUPPORTS US NOW AND INTO THE FUTURE
104	GORE DISTRICT COUNCIL	A WELLEDUCATED AND SKILLED COMMUNITY CONTINUALLY SEEKING FURTHER OPPORTUNITIES TO LEARN	A WELLEDUCATED AND SKILLED COMMUNITY CONTINUALLY SEEKING FURTHER OPPORTUNITIES TO LEARN
105	GORE DISTRICT COUNCIL	SAFE PLACES IN A CARING SOCIETY THAT IS FREE FROM CRIME	SAFE PLACES IN A CARING SOCIETY THAT IS FREE FROM CRIME
106	GORE DISTRICT COUNCIL	SOUTHLAND IS A GREAT PLACE TO LIVE	SOUTHLAND IS A GREAT PLACE TO LIVE
107	GORE DISTRICT COUNCIL	STRONG EFFECTIVE LEADERSHIP TAKING US INTO THE FUTURE	STRONG EFFECTIVE LEADERSHIP TAKING US INTO THE FUTURE
108	GORE DISTRICT COUNCIL	WE ARE HEALTHY PEOPLE	WE ARE HEALTHY PEOPLE
109	GREY DISTRICT COUNCIL	ECONOMY	A THRIVING RESILIENT AND INNOVATIVE ECONOMY CREATING OPPORTUNITIES FOR GROWTH AND EMPLOYMENT
110	GREY DISTRICT COUNCIL	EDUCATION	A DISTRICT THAT VALUES AND SUPPORTS LEARNING WITH ACCESSIBLE RELEVANT EDUCATION AND TRAINING OPPORTUNITIES
111	GREY DISTRICT COUNCIL	ENVIRONMENT	THAT THE DISTINCTIVE CHARACTER OF THE ENVIRONMENT IS APPRECIATED AND RETAINED
112	GREY DISTRICT COUNCIL	HEALTH	HEALTHY COMMUNITIES WITH ACCESS TO QUALITY FACILITIES AND SERVICES
113	GREY DISTRICT COUNCIL	IDENTITY	A HAPPENING DISTRICT WITH A STRONG COMMUNITY SPIRIT AND DISTINCTIVE LIFESTYLE
114	GREY DISTRICT COUNCIL	SAFETY	A DISTRICT THAT IS A SAFE PLACE TO LIVE
115	HAMILTON CITY COUNCIL	HEALTHY AND HAPPY	ACTIVE AND HEALTHY PEOPLE WITH ACCESS TO AFFORDABLE FACILITIES AND SERVICES
116	HAMILTON CITY COUNCIL	INTELLIGENT AND PROGRESSIVE CITY	BUSINESS GROWTH THAT IS IN HARMONY WITH THE CITY'S IDENTITY AND COMMUNITY SPIRIT
117	HAMILTON CITY COUNCIL	SAFETY AND COMMUNITY SPIRIT	A SAFE FRIENDLY CITY WHERE ALL PEOPLE FEEL CONNECTED AND VALUED
118	HAMILTON CITY COUNCIL	SUSTAINABLE AND WELLPLANNED	AN ATTRACTIVE CITY THAT IS PLANNED FOR THE WELLBEING OF PEOPLE AND NATURE NOW AND IN THE FUTURE
119	HAMILTON CITY COUNCIL	UNIQUE IDENTITY	A CITY WITH A STRONG IDENTITY THAT RECOGNISES THE SIGNIFICANCE OF ITS RIVER AND HISTORY
120	HAMILTON CITY COUNCIL	VIBRANT AND CREATIVE	A CITY THAT ENCOURAGES CREATIVITY FOR A VIBRANT LIFESTYLE

Appendix B: Community Well-being Statements by Councils

121	HAMILTON CITY COUNCIL	WORKING TOGETHER	COLLABORATIVE DECISIONMAKING AND PLANNING ARE COMMON PRACTICE
122	HASTINGS DISTRICT COUNCIL	MOVING AROUND	MOVING AROUND
123	HASTINGS DISTRICT COUNCIL	OUR ECONOMY	OUR ECONOMY
124	HASTINGS DISTRICT COUNCIL	OUR LIFESTYLE AND PEOPLE	OUR LIFESTYLE AND PEOPLE
125	HASTINGS DISTRICT COUNCIL	RESOURCES WE NEED	RESOURCES WE NEED
126	HASTINGS DISTRICT COUNCIL	WHERE WE LIVE	WHERE WE LIVE
127	HASTINGS DISTRICT COUNCIL	ZERO WASTE	ZERO WASTE
128	HAURAKI DISTRICT COUNCIL	COMMUNITY OUTCOME VIBRANT AND SUSTAINABLE BUSINESSES AND BUSINESS ECONOMIES IN OUR DISTRICT	COMMUNITY OUTCOME VIBRANT AND SUSTAINABLE BUSINESSES AND BUSINESS ECONOMIES IN OUR DISTRICT
129	HAURAKI DISTRICT COUNCIL	CULTURAL VALUES OF TANGATA WHENUA THROUGHOUT THE DISTRICT BE RESPECTED AND SUPPORTED THROUGH FURTHER DEVELOPMENT OF CONSULTATION PARTICIPATION AND PARTNERSHIPS	CULTURAL VALUES OF TANGATA WHENUA THROUGHOUT THE DISTRICT BE RESPECTED AND SUPPORTED THROUGH FURTHER DEVELOPMENT OF CONSULTATION PARTICIPATION AND PARTNERSHIPS
130	HAURAKI DISTRICT COUNCIL	HAURAKI DISTRICT RESIDENTS BE GIVEN THE OPPORTUNITY TO PARTICIPATE IN EDUCATION AND TRAINING PROGRAMMES	HAURAKI DISTRICT RESIDENTS BE GIVEN THE OPPORTUNITY TO PARTICIPATE IN EDUCATION AND TRAINING PROGRAMMES
131	HAURAKI DISTRICT COUNCIL	INTEGRATED PROVISION OF QUALITY HEALTH AND SOCIAL SERVICES THROUGHOUT OUR DISTRICT	INTEGRATED PROVISION OF QUALITY HEALTH AND SOCIAL SERVICES THROUGHOUT OUR DISTRICT
132	HAURAKI DISTRICT COUNCIL	MAINTAIN AND PROTECT THE VIBRANCY OF RURAL COMMUNITIES WITHIN OUR DISTRICT	MAINTAIN AND PROTECT THE VIBRANCY OF RURAL COMMUNITIES WITHIN OUR DISTRICT
133	HAURAKI DISTRICT COUNCIL	OUR HAURAKI YOUTH BE PROVIDED WITH GREATER OPPORTUNITIES TO PARTICIPATE IN THE DECISIONMAKING PROCESSES PERTAINING TO THE DEVELOPMENT OF OUR COMMUNITIES	OUR HAURAKI YOUTH BE PROVIDED WITH GREATER OPPORTUNITIES TO PARTICIPATE IN THE DECISIONMAKING PROCESSES PERTAINING TO THE DEVELOPMENT OF OUR COMMUNITIES
134	HAURAKI DISTRICT COUNCIL	VIBRANT AND SUSTAINABLE BUSINESSES AND BUSINESS ECONOMIES IN OUR DISTRICT	VIBRANT AND SUSTAINABLE BUSINESSES AND BUSINESS ECONOMIES IN OUR DISTRICT
135	HAURAKI DISTRICT COUNCIL	WE ENCOURAGE INCREASED OPPORTUNITIES TO PARTICIPATE IN RECREATIONAL SPORTING AND CULTURAL ACTIVITIES	WE ENCOURAGE INCREASED OPPORTUNITIES TO PARTICIPATE IN RECREATIONAL SPORTING AND CULTURAL ACTIVITIES
136	HAWKES BAY REGIONAL COUNCIL	A LIFETIME OF GOOD HEALTH AND WELLBEING	HAWKES BAY PEOPLE LIVE IN SAFE AND SECURE COMMUNITIES WHERE THEY ARE SUPPORTED TO LIVE HEALTHY LIVES AND ACHIEVE THEIR FULL POTENTIAL
137	HAWKES BAY REGIONAL COUNCIL	A LIFETIME OF GOOD HEALTH AND WELLBEING	HAWKES BAY RESIDENTS WILL HAVE ACCESS TO HIGHQUALITY HEALTH AND DISABILITY SERVICES
138	HAWKES BAY REGIONAL COUNCIL	A LIFETIME OF GOOD HEALTH AND WELLBEING	HAWKES BAY WILL HAVE HIGH STANDARDS OF POPULATION HEALTH

Appendix B: Community Well-being Statements by Councils

139	HAWKES BAY REGIONAL COUNCIL	A LIFETIME OF GOOD HEALTH AND WELLBEING	THE SOCIAL AND ECONOMIC DETERMINANTS OF HEALTH ARE EFFECTIVELY MANAGED
140	HAWKES BAY REGIONAL COUNCIL	A STRONG PROSPEROUS AND THRIVING ECONOMY	A STRONG PROSPEROUS AND THRIVING ECONOMY
141	HAWKES BAY REGIONAL COUNCIL	A STRONG PROSPEROUS AND THRIVING ECONOMY	A WELL EDUCATED TRAINED AND SKILLED WORKFORCE MEETING THE NEEDS OF EMPLOYERS AND SUPPORTING A THRIVING REGIONAL ECONOMY
142	HAWKES BAY REGIONAL COUNCIL	A STRONG PROSPEROUS AND THRIVING ECONOMY	AN ENABLING AND SUPPORTIVE ENVIRONMENT WILL BE A KEY ELEMENT IN REGIONAL AND LOCAL INITIATIVES TO PROMOTE MORE BUSINESS GROWTH AND DEVELOPMENT IN THE REGION
143	HAWKES BAY REGIONAL COUNCIL	A STRONG PROSPEROUS AND THRIVING ECONOMY	COORDINATED FACILITATION OF REGIONAL AND LOCAL ECONOMIC GROWTH AND DEVELOPMENT IN HAWKES BAY
144	HAWKES BAY REGIONAL COUNCIL	A STRONG PROSPEROUS AND THRIVING ECONOMY	HAWKES BAY IS A KEY AND GROWING TOURISM DESTINATION IN NEW ZEALAND
145	HAWKES BAY REGIONAL COUNCIL	A STRONG PROSPEROUS AND THRIVING ECONOMY	THE RURAL AGRICULTURAL BASE WILL BE PROTECTED AND APPROPRIATE DEVELOPMENT ENCOURAGED
146	HAWKES BAY REGIONAL COUNCIL	AN ENVIRONMENT THAT IS APPRECIATED PROTECTED AND SUSTAINED FOR FUTURE GENERATIONS	DEVELOPMENT IN HAWKES BAY IS SENSITIVE TO THE NEED TO PROTECT AND PROMOTE ENVIRONMENTAL WELLBEING
147	HAWKES BAY REGIONAL COUNCIL	AN ENVIRONMENT THAT IS APPRECIATED PROTECTED AND SUSTAINED FOR FUTURE GENERATIONS	HAWKES BAY IS CLEAN GREEN AND POLLUTION FREE
148	HAWKES BAY REGIONAL COUNCIL	AN ENVIRONMENT THAT IS APPRECIATED PROTECTED AND SUSTAINED FOR FUTURE GENERATIONS	THE HAWKES BAY COMMUNITY IS WELL INFORMED AND EDUCATED ABOUT THE ENVIRONMENT
149	HAWKES BAY REGIONAL COUNCIL	AN ENVIRONMENT THAT IS APPRECIATED PROTECTED AND SUSTAINED FOR FUTURE GENERATIONS	THE NATURAL QUALITIES OF HAWKES BAYS LAKES STREAMS WATERWAYS AND COASTLINES ARE PROTECTED AND ENHANCED
150	HAWKES BAY REGIONAL COUNCIL	COMMUNITIES THAT VALUE AND PROMOTE THEIR UNIQUE CULTURE AND HERITAGE	MĀORI CULTURE AND LANGUAGE IS RESPECTED PROMOTED AND STRENGTHENED IN THE COMMUNITY
151	HAWKES BAY REGIONAL COUNCIL	COMMUNITIES THAT VALUE AND PROMOTE THEIR UNIQUE CULTURE AND HERITAGE	PLACES SPACES ACTIVITIES AND EVENTS CELEBRATING AND STRENGTHENING THE IDENTITIES OF ALL CULTURES WITHIN HAWKES BAY
152	HAWKES BAY REGIONAL COUNCIL	SAFE AND ACCESSIBLE RECREATIONAL FACILITIES	COORDINATED REGIONAL PROVISION AND USE OF RECREATIONAL FACILITIES AND ASSOCIATED RECREATIONAL SERVICES
153	HAWKES BAY REGIONAL COUNCIL	SAFE AND ACCESSIBLE RECREATIONAL FACILITIES	ENHANCED PROVISION OF A VARIETY OF SAFE PHYSICAL RECREATIONAL OPPORTUNITIES
154	HAWKES BAY REGIONAL COUNCIL	SAFE AND SECURE COMMUNITIES	HAWKES BAY FAMILIES WILL BE FREE FROM VIOLENT CRIME

Appendix B: Community Well-being Statements by Councils

155	HAWKES BAY REGIONAL COUNCIL	SAFE AND SECURE COMMUNITIES	HAWKES BAY PUBLIC SPACES WILL BE CRIME FREE
156	HAWKES BAY REGIONAL COUNCIL	SAFE AND SECURE COMMUNITIES	PEOPLE IN HAWKES BAY WILL BE FREE FROM BURGLARY THEFT AND PROPERTY DAMAGE
157	HAWKES BAY REGIONAL COUNCIL	STRONG REGIONAL LEADERSHIP AND A SENSE OF BELONGING	STRONG AND COORDINATED LEADERSHIP AND GOVERNANCE ACROSS THE HAWKES BAY REGION
158	HAWKES BAY REGIONAL COUNCIL	SUPPORTIVE CARING AND INCLUSIVE COMMUNITIES	HAWKES BAY PEOPLE ARE ENGAGED WITH THEIR COMMUNITY REGARDLESS OF AGE ABILITY OR ETHNICITY
159	HAWKES BAY REGIONAL COUNCIL	SUPPORTIVE CARING AND INCLUSIVE COMMUNITIES	IMPROVED HOUSING FOR MĀORI AND STRENGTHENING OF MARAE COMMUNITIES
160	HAWKES BAY REGIONAL COUNCIL	SUPPORTIVE CARING AND INCLUSIVE COMMUNITIES	THE DELIVERY OF KEY SOCIAL SERVICES IN HAWKES BAY IS UNDERTAKEN IN A COORDINATED AND ACCESSIBLE MANNER
161	HAWKES BAY REGIONAL COUNCIL	TRANSPORT INFRASTRUCTURE AND SERVICES THAT ARE SAFE EFFECTIVE AND INTEGRATED	A SAFE AND EFFICIENT TRANSPORT NETWORK
162	HAWKES BAY REGIONAL COUNCIL	TRANSPORT INFRASTRUCTURE AND SERVICES THAT ARE SAFE EFFECTIVE AND INTEGRATED	AN INCLUSIVE ACCESSIBLE AND AFFORDABLE TRANSPORT SYSTEM
163	HAWKES BAY REGIONAL COUNCIL	TRANSPORT INFRASTRUCTURE AND SERVICES THAT ARE SAFE EFFECTIVE AND INTEGRATED	AN INTEGRATED TRANSPORT SYSTEM WITH EFFICIENT LINKAGES SUPPORTING NATIONAL AND REGIONAL ECONOMIC DEVELOPMENT
164	HOROWHENUA DISTRICT COUNCIL	AN EXUBERANT ECONOMY	WE ARE A WELCOMING ENABLING AND BUSINESS FRIENDLYDISTRICT THAT ENCOURAGES LOCAL ECONOMIC DEVELOPMENT
165	HOROWHENUA DISTRICT COUNCIL	AN EXUBERANT ECONOMY	WE PROVIDE OPPORTUNITIES FOR PEOPLE OF ALL AGES AND AT ALLPHASES OF LIFE TO ENJOY A QUALITY OF LIVING WITHIN OUR DISTRICTTHAT IS ECONOMICALLY SUSTAINABLE AND AFFORDABLE
166	HOROWHENUA DISTRICT COUNCIL	AN EXUBERANT ECONOMY	WE RECOGNISE AND MANAGE THE EFFECTS OF POPULATIONGROWTH AND ACTIVELY PROMOTE THE DISTRICT AS A DESTINATIONOF CHOICE
167	HOROWHENUA DISTRICT COUNCIL	AN EXUBERANT ECONOMY	WE VALUE THE ROLE OUR DISTRICTS NATURAL CULTURAL AND SOCIALASSETS PLAY IN SUPPORTING ECONOMIC DEVELOPMENT
168	HOROWHENUA DISTRICT COUNCIL	ENABLING INFRASTRUCTURE	OUR COMMUNITY FACILITIES AND INFRASTRUCTURE ARE BUILT RESILIENTLY PREPARING US TO COMBAT CLIMATE CHANGE AND NATURAL HAZARDS
169	HOROWHENUA DISTRICT COUNCIL	ENABLING INFRASTRUCTURE	OUR FACILITIES AND INFRASTRUCTURE SERVICES ARE PLANNED AND DEVELOPED FOR EACH TOWN OR VILLAGE IN OUR DISTRICT TO MEET CURRENT AND FUTURE NEEDS
170	HOROWHENUA DISTRICT COUNCIL	ENABLING INFRASTRUCTURE	WASTE REDUCTION RECYCLING ENERGY CONSERVATION AND EFFICIENCY AND WATER CONSERVATION ARE PROMOTED AS PART OF HOW WE ALL LIVE
171	HOROWHENUA DISTRICT COUNCIL	ENABLING INFRASTRUCTURE	WE HAVE RELIABLE EFFICIENT AND WELL PLANNED COMMUNITY FACILITIES AND INFRASTRUCTURE SERVICES

Appendix B: Community Well-being Statements by Councils

172	HOROWHENUA DISTRICT COUNCIL	PARTNERSHIP WITH TANGATA WHENUA	WE ACKNOWLEDGE OUR PARTNERSHIP WITH THE TANGATA WHENUA OF OUR DISTRICT THROUGH A PROACTIVE APPROACH TO THE TREATY OF WAITANGI AND ITS PRINCIPLES
173	HOROWHENUA DISTRICT COUNCIL	PARTNERSHIP WITH TANGATA WHENUA	WE SUPPORT MANA WHENUA TO MAINTAIN AND ENHANCE THEIR TRADITIONS WITH THEIR ANCESTRAL LANDS AND WATERWAYS WAHI TAPU AND OTHER TAONGA
174	HOROWHENUA DISTRICT COUNCIL	PARTNERSHIP WITH TANGATA WHENUA	WE VALUE WORKING TOGETHER TO ACHIEVE COMMON GOALS
175	HOROWHENUA DISTRICT COUNCIL	PARTNERSHIP WITH TANGATA WHENUA	WE WORK WITH LOCAL MARAE HAPU AND IWI TO SUPPORT THEIR DEVELOPMENT AND CAPACITY BUILDING
176	HOROWHENUA DISTRICT COUNCIL	STUNNING ENVIRONMENT	WE ACTIVELY SUPPORT IMPROVING THE HEALTH OF OUR DISTRICTS RIVERS LAKES AND WATERWAYS
177	HOROWHENUA DISTRICT COUNCIL	STUNNING ENVIRONMENT	WE ARE PROUD OF OUR NATURAL AND BUILT ENVIRONMENTS
178	HOROWHENUA DISTRICT COUNCIL	STUNNING ENVIRONMENT	WE RECOGNISE THAT OUR NATURAL ENVIRONMENT PLAYS A VITAL ROLE IN SUSTAINING THE DISTRICT
179	HOROWHENUA DISTRICT COUNCIL	STUNNING ENVIRONMENT	WE SUSTAINABLY MANAGE OUR ENVIRONMENT AND NATURAL RESOURCES TO ENSURE THEY CAN BE ENJOYED NOW AND BY FUTURE GENERATIONS
180	HOROWHENUA DISTRICT COUNCIL	THRIVING COMMUNITIES	OUR COMMUNITIES ARE INCLUSIVE CONNECTED AND HAVE THE OPPORTUNITY TO INFLUENCE LOCAL OUTCOMES AND DECISIONS
181	HOROWHENUA DISTRICT COUNCIL	THRIVING COMMUNITIES	OUR COMMUNITIES ARE RESILIENT AND PROVIDE FOR INTERGENERATIONAL WELLBEING THROUGH NETWORKS WHICH CARE FOR ALL AGES
182	HOROWHENUA DISTRICT COUNCIL	THRIVING COMMUNITIES	OUR COMMUNITIES HAVE A SENSE OF PLACE THAT MAKES PEOPLE FEEL PROUD TO LIVE HERE
183	HOROWHENUA DISTRICT COUNCIL	THRIVING COMMUNITIES	OUR COMMUNITIES HAVE ACCESS TO HEALTH SOCIAL AND RECREATION FACILITIES WHICH ENABLE PEOPLE TO ENJOY POSITIVE HEALTHY LIFESTYLES
184	HOROWHENUA DISTRICT COUNCIL	THRIVING COMMUNITIES	OUR COMMUNITIES INDIVIDUALLY AND COLLECTIVELY PARTICIPATE IN COMMUNITY DEVELOPMENT
185	HOROWHENUA DISTRICT COUNCIL	THRIVING COMMUNITIES	OUR COMMUNITIES LIVE IN A SAFE AND SUPPORTIVE ENVIRONMENT AND ARE EMPOWERED TO MAKE POSITIVE AND HEALTHY LIFESTYLE CHOICES
186	HOROWHENUA DISTRICT COUNCIL	VIBRANT CULTURES	OUR COMMUNITY'S CULTURAL DIVERSITY IS CELEBRATED
187	HOROWHENUA DISTRICT COUNCIL	VIBRANT CULTURES	WE ARE PROUD OF THE HERITAGE AND DIVERSITY OF OUR DISTRICT AND OUR PEOPLE
188	HOROWHENUA DISTRICT COUNCIL	VIBRANT CULTURES	WE RESPECT EACH OTHER AND WHAT WE EACH CONTRIBUTE TO THE DISTRICT THROUGH OUR TRADITIONS AND CULTURE

Appendix B: Community Well-being Statements by Councils

189	HURUNUI DISTRICT COUNCIL	A DESIRABLE PLACE TO LIVE WORK AND PLAY	A STRONG SENSE OF COMMUNITY THAT GIVES PEOPLE A SENSE OF BELONGING AND ENCOURAGES THEM TO TAKE PART IN LOCAL ACTIVITIES TO SUPPORT ESSENTIAL VOLUNTEER SERVICES AND TO BE INVOLVED IN LOCAL CONSULTATION AND DECISION MAKING
190	HURUNUI DISTRICT COUNCIL	A DESIRABLE PLACE TO LIVE WORK AND PLAY	ATTRACTIVE WELL DESIGNED VILLAGES THATPRESENT A POSITIVE IMAGE ENCOURAGING PEOPLE TO LIVE IN AND VISIT THE AREA
191	HURUNUI DISTRICT COUNCIL	A DESIRABLE PLACE TO LIVE WORK AND PLAY	EFFECTIVE PLANNING FOR FUTUREDEVELOPMENT BUT ENSURING THE PRESERVATION OF LOCAL HERITAGE AND RURAL UNIQUENESS
192	HURUNUI DISTRICT COUNCIL	A DESIRABLE PLACE TO LIVE WORK AND PLAY	OPPORTUNITIES IN LEISURE ART AND CULTURAL ACTIVITIES
193	HURUNUI DISTRICT COUNCIL	A HEALTHY SAFE PLACE TO LIVE	ADEQUATE EMERGENCY SERVICES INCLUDING
194	HURUNUI DISTRICT COUNCIL	A HEALTHY SAFE PLACE TO LIVE	AFFORDABLE AND ACCESSIBLE COMMUNITY AND SOCIAL SERVICES PARTICULARLY FOR THE ELDERLY AND YOUNG FAMILIES
195	HURUNUI DISTRICT COUNCIL	A HEALTHY SAFE PLACE TO LIVE	GOOD AFFORDABLE HEALTH CARE SERVICESAVAILABLE FOR ALL
196	HURUNUI DISTRICT COUNCIL	A HEALTHY SAFE PLACE TO LIVE	GOOD QUALITY AFFORDABLE ACCOMMODATION AVAILABLE TO MEET THE COMMUNITYS NEEDS
197	HURUNUI DISTRICT COUNCIL	A HEALTHY SAFE PLACE TO LIVE	MANAGEMENT SYSTEMS AND RESOURCES TO DEAL WITH CIVIL DEFENCE EMERGENCY SITUATIONS
198	HURUNUI DISTRICT COUNCIL	A THRIVING LOCAL ECONOMY	BE A PLACE WHERE BUSINESS DEVELOPMENT IS ENCOURAGED BUT IN A WAY THAT PRESERVES THE COMMUNITY AND THE ENVIRONMENT
199	HURUNUI DISTRICT COUNCIL	A THRIVING LOCAL ECONOMY	HAVE EQUITY OF ACCESS TO QUALITY AND AFFORDABLE LIKE TELECOMMUNICATION SERVICES INCLUDING BROADBAND AVAILABILITY AND INTEGRATE CELL PHONE COVERAGE
200	HURUNUI DISTRICT COUNCIL	A THRIVING LOCAL ECONOMY	HAVE NEW AND DIVERSE BUSINESSES WHICH WILL PROVIDE LOCAL SERVICES AND EMPLOYMENT OPPORTUNITIES FOR ATTRACTING AND RETAINING RESIDENTS
201	HURUNUI DISTRICT COUNCIL	ENVIRONMENTAL RESPONSIBILITY	AN EFFECTIVE RECYCLING SERVICE AND TO BE ACTIVELY WORKING TOWARDS THE TARGET OF ZERO BASED
202	HURUNUI DISTRICT COUNCIL	ENVIRONMENTAL RESPONSIBILITY	BEACHESOCEAN IN A HEALTHY CONDITION CLEAN AND PLENTIFUL WATER IN OUR RIVERS LAKES AND STREAMS
203	HURUNUI DISTRICT COUNCIL	ENVIRONMENTAL RESPONSIBILITY	CLEAN HEALTHY AIR QUALITY
204	HURUNUI DISTRICT COUNCIL	ENVIRONMENTAL RESPONSIBILITY	ENVIRONMENTAL SAFEGUARDS AND PROTECTION FOR NATURAL HAZARDS BALANCED WITH PROPERTY OWNERS RIGHTS
205	HURUNUI DISTRICT COUNCIL	ESSENTIAL INFRASTRUCTURE	A SAFE QUALITY ROADING NETWORK THAT IS WELL MAINTAINED
206	HURUNUI DISTRICT COUNCIL	ESSENTIAL INFRASTRUCTURE	PUBLIC TOILETS THAT NEED THE EXPECTATION OF VISITORS AND RESIDENTS AND ALSO PROVIDE AN ENVIRONMENTAL AND PUBLIC HEALTH SERVICE
207	HURUNUI DISTRICT COUNCIL	ESSENTIAL INFRASTRUCTURE	SERVICE SYSTEMS THAT SUPPORT THE DEVELOPMENT OF THE DISTRICT AND PROTECT THE PHYSICAL ENVIRONMENT AND HEALTH OF THE COMMUNITY

Appendix B: Community Well-being Statements by Councils

208	HURUNUI DISTRICT COUNCIL	ESSENTIAL INFRASTRUCTURE	WATER QUALITY AND QUANTITY MANAGEMENT SYSTEMS THAT PROVIDE GOOD CLEAN HOUSEHOLD DRINKING WATER AND CONTINUE TO OF SUPPLY FOR AGRICULTURE HOW TO CULTURE AND IN THE EVENT OF AN EMERGENCY
209	HURUNUI DISTRICT COUNCIL	SKILLS AND EDUCATION FOR WORK AND LIFE	A VARIETY OF OPTIONS FOR LEARNING TO BE AVAILABLE TO ALL
210	HURUNUI DISTRICT COUNCIL	SKILLS AND EDUCATION FOR WORK AND LIFE	PRACTICAL SKILLS AND WORKTRADEBASED TRAINING OPPORTUNITIES AVAILABLE
211	HURUNUI DISTRICT COUNCIL	SKILLS AND EDUCATION FOR WORK AND LIFE	QUALITY EDUCATION AVAILABLE AT LOCAL SCHOOLS AND PRESCHOOLS
212	INVERCARGILL DISTRICT COUNCIL	A DIVERSE ECONOMY BUILT FROM OUR STRENGTHS FOR GROWTH AND PROSPERITY	A DIVERSE ECONOMY BUILT FROM OUR STRENGTHS FOR GROWTH AND PROSPERITY
213	INVERCARGILL DISTRICT COUNCIL	A TREASURED ENVIRONMENT WHICH WE CARE FOR AND WHICH SUPPORTS US NOW AND INTO THE FUTURE	A TREASURED ENVIRONMENT WHICH WE CARE FOR AND WHICH SUPPORTS US NOW AND INTO THE FUTURE
214	INVERCARGILL DISTRICT COUNCIL	A WELLEDUCATED AND SKILLED COMMUNITY CONTINUALLY SEEKING FURTHER OPPORTUNITIES TO LEARN	A WELLEDUCATED AND SKILLED COMMUNITY CONTINUALLY SEEKING FURTHER OPPORTUNITIES TO LEARN
215	INVERCARGILL DISTRICT COUNCIL	SAFE PLACES IN A CARING SOCIETY THAT IS FREE FROM CRIME	SAFE PLACES IN A CARING SOCIETY THAT IS FREE FROM CRIME
216	INVERCARGILL DISTRICT COUNCIL	SOUTHLAND IS A GREAT PLACE TO LIVE	SOUTHLAND IS A GREAT PLACE TO LIVE
217	INVERCARGILL DISTRICT COUNCIL	STRONG EFFECTIVE LEADERSHIP TAKING US INTO THE FUTURE	STRONG EFFECTIVE LEADERSHIP TAKING US INTO THE FUTURE
218	INVERCARGILL DISTRICT COUNCIL	WE ARE HEALTHY PEOPLE	WE ARE HEALTHY PEOPLE
219	KAIKOURA DISTRICT COUNCIL	A QUALITY STANDARD OF HOUSING	A QUALITY STANDARD OF HOUSING
220	KAIKOURA DISTRICT COUNCIL	AFFORDABLE ACCESS TO QUALITY COMMUNITY FACILITIES	AFFORDABLE ACCESS TO QUALITY COMMUNITY FACILITIES
221	KAIKOURA DISTRICT COUNCIL	COMMUNITY INVOLVEMENT IN PLANNING THE FUTURE AND MANAGING THE PRESENT	COMMUNITY INVOLVEMENT IN PLANNING THE FUTURE AND MANAGING THE PRESENT
222	KAIKOURA DISTRICT COUNCIL	ENVIRONMENTAL PROTECTION AND ENHANCEMENT	ENVIRONMENTAL PROTECTION AND ENHANCEMENT
223	KAIKOURA DISTRICT COUNCIL	OPPORTUNITIES FOR QUALITY EDUCATION AND EMPLOYMENT	OPPORTUNITIES FOR QUALITY EDUCATION AND EMPLOYMENT
224	KAIKOURA DISTRICT COUNCIL	QUALITY WATER WASTEWATER SERVICES	QUALITY WATER WASTEWATER SERVICES
225	KAIKOURA DISTRICT COUNCIL	SAFE EFFICIENT TRANSPORT NETWORK	SAFE EFFICIENT TRANSPORT NETWORK
226	KAIKOURA DISTRICT COUNCIL	SUSTAINABLE DEVELOPMENT	SUSTAINABLE DEVELOPMENT
227	KAIPARA DISTRICT COUNCIL	SAFETY AND A GOOD QUALITY OF LIFE	KAIPARA DISTRICT IS A SAFE PLACE TO LIVE AND RAISE A FAMILY WHERE PEOPLE ENJOY A GOOD QUALITY OF LIFE

Appendix B: Community Well-being Statements by Councils

228	KAIPARA DISTRICT COUNCIL	SPECIAL CHARACTER AND HEALTHY ENVIRONMENT	KAIPARA DISTRICT IS PROUD OF AND RENOWNED FOR ITS BEAUTIFUL ENVIRONMENT AND SOUND MANAGEMENT OF NATURAL RESOURCES WHERE RESIDENTS ENJOY A CLEAN HEALTHY ENVIRONMENT
229	KAIPARA DISTRICT COUNCIL	STRONG COMMUNITIES	KAIPARA DISTRICT IS BUILT ON STRONG COMMUNITIES WHERE PEOPLE HAVE A SENSE OF BELONGING AND WORK TOGETHER TO SHAPE THEIR COLLECTIVE FUTURE
230	KAIPARA DISTRICT COUNCIL	SUSTAINABLE ECONOMY	KAIPARA DISTRICT HAS A DIVERSIFIED AND SUSTAINABLE ECONOMY THAT SUPPORTS THE WELLBEING OF ITS COMMUNITIES AND RESIDENTS
231	KAPITI COAST DISTRICT COUNCIL	LOCAL CHARACTER IS RETAINED WITHIN A COHESIVE DISTRICT	A RANGE OF HOUSING OPTIONS IS AVAILABLE WHICH ALLOWS PEOPLE TO CONTINUE TO LIVE IN THEIR LOCAL COMMUNITIES OVER THEIR LIFETIME INCLUDING HOUSING THAT
232	KAPITI COAST DISTRICT COUNCIL	LOCAL CHARACTER IS RETAINED WITHIN A COHESIVE DISTRICT	COMMUNITY AND SECTOR NETWORKS THAT ACTIVELY CONTRIBUTE TO LOCAL AND COMMUNITY COHESIVENESS ARE SUPPORTED
233	KAPITI COAST DISTRICT COUNCIL	LOCAL CHARACTER IS RETAINED WITHIN A COHESIVE DISTRICT	ECONOMIC INTERDEPENDENCIES OF ALL THE COMMUNITIES ARE RECOGNISED AND CLUSTERING OF COMPLEMENTARY BUSINESSES IS ENCOURAGED FOR THE BENEFIT OF LOCAL AREAS AND THE DISTRICT AS A WHOLE
234	KAPITI COAST DISTRICT COUNCIL	LOCAL CHARACTER IS RETAINED WITHIN A COHESIVE DISTRICT	LOCAL SCHOOLS ESPECIALLY THE SMALLER SCHOOLS IN THE SMALLER COMMUNITIES ARE RECOGNISED AS KEY COMMUNITY FOCAL POINTS AND SOURCES OF COMMUNITY COHESIVENESS AND THAT THEY ARE RETAINED INTO THE FUTURE
235	KAPITI COAST DISTRICT COUNCIL	LOCAL CHARACTER IS RETAINED WITHIN A COHESIVE DISTRICT	THE DESIGN OF BUILDINGS AND INFRASTRUCTURE IS MORE IN KEEPING WITH THE CHARACTER OF THE KAPITI COAST
236	KAPITI COAST DISTRICT COUNCIL	LOCAL CHARACTER IS RETAINED WITHIN A COHESIVE DISTRICT	THE LEVEL AND QUALITY OF ACCESS WITHIN AND BETWEEN COMMUNITIES MEETS THE NEEDS OF ALL USERS AND INCLUDES
237	KAPITI COAST DISTRICT COUNCIL	LOCAL CHARACTER IS RETAINED WITHIN A COHESIVE DISTRICT	THE ROLE NATURE AND CHARACTER OF EACH OF KAPITI COASTS TOWNS VILLAGES LOCAL AND SPECIAL AREAS IS RESPECTED AND RETAINED AND SHAPES THE FUTURE FORM AND QUALITY OF THE DISTRICT
238	KAPITI COAST DISTRICT COUNCIL	LOCAL CHARACTER IS RETAINED WITHIN A COHESIVE DISTRICT	THERE IS A HIGH LEVEL OF PARTICIPATION IN COMMUNITY DECISIONMAKING WITHIN COMMUNITIES AND ACROSS THE DISTRICT PARTICULARLY IN RELATION TO DISTRICT PLANNING
239	KAPITI COAST DISTRICT COUNCIL	THE COMMUNITY MAKES WISE USE OF LOCAL RESOURCES AND PEOPLE HAVE THE ABILITY TO ACT IN A SUSTAINABLE WAY ON A DAY TO DAY BASIS	INFRASTRUCTURE IS DESIGNED AND MANAGED TO MEET THE COMMUNITYS BASIC NEEDS AND TO INCREASE PEOPLES ABILITY TO ACT SUSTAINABLY AND TAKE RESPONSIBILITY FOR THE EFFECTS OF THEIR ACTIONS INCLUDING
240	KAPITI COAST DISTRICT COUNCIL	THE COMMUNITY MAKES WISE USE OF LOCAL RESOURCES AND PEOPLE HAVE THE ABILITY TO ACT IN A SUSTAINABLE WAY ON A DAY TO DAY BASIS	LINKS BETWEEN WAIKANAE AND PARAPARAUMU ARE IMPROVED TO REDUCE THE USE OF ENERGY AND EXPENDITURE OF TRAVEL TIME

Appendix B: Community Well-being Statements by Councils

241	KAPITI COAST DISTRICT COUNCIL	THE COMMUNITY MAKES WISE USE OF LOCAL RESOURCES AND PEOPLE HAVE THE ABILITY TO ACT IN A SUSTAINABLE WAY ON A DAY TO DAY BASIS	PEOPLE ARE UNDERSTOOD TO BE A COMMUNITY RESOURCE AND THAT IN PARTICULAR
242	KAPITI COAST DISTRICT COUNCIL	THE COMMUNITY MAKES WISE USE OF LOCAL RESOURCES AND PEOPLE HAVE THE ABILITY TO ACT IN A SUSTAINABLE WAY ON A DAY TO DAY BASIS	PEOPLE HAVE GOOD ACCESS TO INFORMATION NETWORKS AND RESOURCES THAT ENABLES THEM TO
243	KAPITI COAST DISTRICT COUNCIL	THE COMMUNITY MAKES WISE USE OF LOCAL RESOURCES AND PEOPLE HAVE THE ABILITY TO ACT IN A SUSTAINABLE WAY ON A DAY TO DAY BASIS	THE COMMUNITY FULLY AND TRANSPARENTLY EXPLORES THE POSSIBLE BENEFITS IMPACTS AND EFFECTS OF GE FREE AND/OR ORGANIC PRODUCTION METHODS
244	KAPITI COAST DISTRICT COUNCIL	THE COMMUNITY MAKES WISE USE OF LOCAL RESOURCES AND PEOPLE HAVE THE ABILITY TO ACT IN A SUSTAINABLE WAY ON A DAY TO DAY BASIS	THE KAPITI COAST DISTRICT CONTINUES TO HAVE A FUNCTIONING AIRPORT
245	KAPITI COAST DISTRICT COUNCIL	THE COMMUNITY MAKES WISE USE OF LOCAL RESOURCES AND PEOPLE HAVE THE ABILITY TO ACT IN A SUSTAINABLE WAY ON A DAY TO DAY BASIS	THE LOCAL RESOURCE AVAILABLE TO PEOPLE TO HARVEST IS ENHANCED INCLUDING
246	KAPITI COAST DISTRICT COUNCIL	THE COMMUNITY MAKES WISE USE OF LOCAL RESOURCES AND PEOPLE HAVE THE ABILITY TO ACT IN A SUSTAINABLE WAY ON A DAY TO DAY BASIS	THE PRODUCTIVE POTENTIAL OF KAPITI COAST RURAL LANDS FOR FOOD FIBRE AND OTHER AGRICULTURAL PRODUCTS IS PRESERVED OVER TIME PARTICULAR REGARD SHOULD BE HAD FOR THE PROTECTION OF SOILS AND POTENTIAL OF THE HAUTERE TE HORO AND OTAKI HINTERLANDS
247	KAPITI COAST DISTRICT COUNCIL	THE COMMUNITY MAKES WISE USE OF LOCAL RESOURCES AND PEOPLE HAVE THE ABILITY TO ACT IN A SUSTAINABLE WAY ON A DAY TO DAY BASIS	THERE ARE MORE OPPORTUNITIES FOR INNOVATIVE DESIGN OF SUBDIVISIONS BUILDINGS AND INFRASTRUCTURE TO REDUCE ENERGY AND RESOURCE USE
248	KAPITI COAST DISTRICT COUNCIL	THE COMMUNITY MAKES WISE USE OF LOCAL RESOURCES AND PEOPLE HAVE THE ABILITY TO ACT IN A SUSTAINABLE WAY ON A DAY TO DAY BASIS	THERE ARE SYSTEMS THROUGHOUT THE DISTRICT FOR THE REDUCTION OF WASTE ESPECIALLY RECYCLING INCLUDING GREENWASTE DOMESTIC AND COMMERCIAL PACKAGING WASTE AND GREYWATER
249	KAPITI COAST DISTRICT COUNCIL	THE DISTRICT HAS A STRONG HEALTHY SAFE AND INVOLVED COMMUNITY	OLDER PEOPLE HAVE A HIGH LEVEL OF CONTROL AND INFLUENCE OVER THOSE THINGS THAT ENSURE THEIR ACCESS TO SERVICES AND ENJOYMENT OF LIFE INCLUDING

Appendix B: Community Well-being Statements by Councils

250	KAPITI COAST DISTRICT COUNCIL	THE DISTRICT HAS A STRONG HEALTHY SAFE AND INVOLVED COMMUNITY	PEOPLE ARE ENCOURAGED AND ENABLED TO TAKE ACTION AND RESPONSIBILITY AND TO LIVE IN A SUSTAINABLE WAY AND HAVE ACCESS TO COMMUNITY SPACES AND OPPORTUNITIES TO SHARE RESOURCES AND KNOWLEDGE
251	KAPITI COAST DISTRICT COUNCIL	THE DISTRICT HAS A STRONG HEALTHY SAFE AND INVOLVED COMMUNITY	PEOPLE ARE ENCOURAGED AND ENABLED TO WORK COLLABORATIVELY AND COOPERATIVELY
252	KAPITI COAST DISTRICT COUNCIL	THE DISTRICT HAS A STRONG HEALTHY SAFE AND INVOLVED COMMUNITY	PEOPLE ARE VALUED AND RESPECTED FOR THE CONTRIBUTION THEY MAKE TO A STRONG AND DIVERSE COMMUNITY ESPECIALLY WHERE THIS CONTRIBUTION IS THROUGH VOLUNTEERING
253	KAPITI COAST DISTRICT COUNCIL	THE DISTRICT HAS A STRONG HEALTHY SAFE AND INVOLVED COMMUNITY	PEOPLE ARE WELCOMED INTO THE COMMUNITY AS NEW RESIDENTS AND HAVE THE CHANCE PARTICIPATE IN AND CONTRIBUTE TO A RANGE OF ACTIVITIES EVENTS AND OPPORTUNITIES
254	KAPITI COAST DISTRICT COUNCIL	THE DISTRICT HAS A STRONG HEALTHY SAFE AND INVOLVED COMMUNITY	PEOPLE HAVE A SENSE OF SAFETY FOR THEMSELVES THEIR FAMILY AND THEIR COMMUNITY AND FEEL SECURE IN THEIR HOMES AND IN THE COMMUNITY
255	KAPITI COAST DISTRICT COUNCIL	THE DISTRICT HAS A STRONG HEALTHY SAFE AND INVOLVED COMMUNITY	PEOPLE HAVE READY ACCESS TO INFORMATION ABOUT THEIR LOCAL COMMUNITY DISTRICT AND WIDER WORLD INCLUDING KNOWING AND VALUING LOCAL PEOPLE WHO HAVE THAT KNOWLEDGE
256	KAPITI COAST DISTRICT COUNCIL	THE DISTRICT HAS A STRONG HEALTHY SAFE AND INVOLVED COMMUNITY	THE ARTS INCLUDING PUBLIC ART HAVE A ROLE IN THE EXPRESSION AND DEVELOPMENT OF INDIVIDUAL AND COMMUNITY IDENTITY PRIDE AND WELLBEING
257	KAPITI COAST DISTRICT COUNCIL	THE DISTRICT HAS A STRONG HEALTHY SAFE AND INVOLVED COMMUNITY	THE DISTRICT HAS HIGH QUALITY CIVIC AND LOCAL CENTRES WHERE PEOPLE CHOOSE TO GO FOR GENERAL ENJOYMENT AS WELL AS SHOPPING
258	KAPITI COAST DISTRICT COUNCIL	THE DISTRICT HAS A STRONG HEALTHY SAFE AND INVOLVED COMMUNITY	THE DISTRICTS CENTRES ESPECIALLY PARAPARAUMU AND OTAKI ARE MORE ALIVE AT NIGHT
259	KAPITI COAST DISTRICT COUNCIL	THE DISTRICT HAS A STRONG HEALTHY SAFE AND INVOLVED COMMUNITY	THE DISTRICTS MAIN PUBLIC PLACES INCLUDING BEACHES ARE SAFE ATTRACTIVE AND ACCESSIBLE TO EVERYONE IN THE COMMUNITY INCLUDING THE ELDERLY FAMILIES AND PEOPLE WITH DISABILITIES
260	KAPITI COAST DISTRICT COUNCIL	THE DISTRICT HAS A STRONG HEALTHY SAFE AND INVOLVED COMMUNITY	THERE ARE EXTENSIVE LINKAGES WITHIN THE DISTRICT IN ADDITION TO STATE HIGHWAY INCLUDING
261	KAPITI COAST DISTRICT COUNCIL	THE DISTRICT HAS A STRONG HEALTHY SAFE AND INVOLVED COMMUNITY	THERE IS A COMPREHENSIVE PLANNED APPROACH TO RECREATION FACILITIESPROGRAMMES WHICH PROVIDES FOR DISTRICTWIDE AS WELL AS LOCAL SERVICES INCLUDING
262	KAPITI COAST DISTRICT COUNCIL	THE DISTRICT HAS A STRONG HEALTHY SAFE AND INVOLVED COMMUNITY	THERE IS A GREATER RANGE OF HOUSING OPTIONS AVAILABLE IN THE DISTRICT CATERING FOR A VARIETY OF SOCIAL NEEDS INCLUDING
263	KAPITI COAST DISTRICT COUNCIL	THE DISTRICT HAS A STRONG HEALTHY SAFE AND INVOLVED COMMUNITY	THERE IS A HIGH LEVEL OF PARTICIPATION IN COMMUNITY DECISIONMAKING WITHIN COMMUNITIES AND ACROSS THE DISTRICT
264	KAPITI COAST DISTRICT COUNCIL	THE DISTRICT HAS A STRONG HEALTHY SAFE AND INVOLVED COMMUNITY	THERE IS A LOCAL HEALTH SERVICE WHERE

Appendix B: Community Well-being Statements by Councils

265	KAPITI COAST DISTRICT COUNCIL	THE DISTRICT HAS A STRONG HEALTHY SAFE AND INVOLVED COMMUNITY	THERE IS EFFICIENT AND ECONOMICAL PUBLIC TRANSPORT FOR PEOPLE TO GET TO VENUES SERVICES AMENITIES AND ENTERTAINMENT INCLUDING
266	KAPITI COAST DISTRICT COUNCIL	THE DISTRICT HAS A STRONG HEALTHY SAFE AND INVOLVED COMMUNITY	THERE IS EQUITABLE ACCESS TO SERVICES WHICH MEET THE FULL RANGE OF NEEDS IN THE COMMUNITY
267	KAPITI COAST DISTRICT COUNCIL	THE DISTRICT IS A PLACE THAT WORKS FOR YOUNG PEOPLE	PUBLIC TRANSPORT MEETS THE NEEDS OF YOUNG PEOPLE IN TERMS OF COST AND ACCESSIBILITY AND RUNS
268	KAPITI COAST DISTRICT COUNCIL	THE DISTRICT IS A PLACE THAT WORKS FOR YOUNG PEOPLE	THE DISTRICTS SMALL LOCAL SCHOOLS ARE RETAINED SO THAT CHILDREN ARE TAUGHT IN THEIR LOCAL COMMUNITIES
269	KAPITI COAST DISTRICT COUNCIL	THE DISTRICT IS A PLACE THAT WORKS FOR YOUNG PEOPLE	THERE ARE PLAYGROUNDS WITHIN EASY WALKING DISTANCE FOR ALL RESIDENTIAL AREAS
270	KAPITI COAST DISTRICT COUNCIL	THE DISTRICT IS A PLACE THAT WORKS FOR YOUNG PEOPLE	THERE ARE PLEASANT INTERESTING SAFE AND ACCESSIBLE PLACES WHERE YOUNG PEOPLE FEEL WELCOME AND CAN ENJOY THEMSELVES INCLUDING
271	KAPITI COAST DISTRICT COUNCIL	THE DISTRICT IS A PLACE THAT WORKS FOR YOUNG PEOPLE	THERE ARE SUFFICIENT OPPORTUNITIES FOR YOUNG PEOPLE TO WORK LOCALLY AND THAT THEY HAVE SAFE PLACES TO LEARN SKILLS
272	KAPITI COAST DISTRICT COUNCIL	THE DISTRICT IS A PLACE THAT WORKS FOR YOUNG PEOPLE	THERE IS A RANGE OF AFFORDABLE HOUSING CHOICES AVAILABLE FOR YOUNG PEOPLE
273	KAPITI COAST DISTRICT COUNCIL	THE DISTRICT IS A PLACE THAT WORKS FOR YOUNG PEOPLE	THERE IS A RANGE OF INTERCOLLEGE ACTIVITIES THAT ARE NOT JUST COMPETITION BASED
274	KAPITI COAST DISTRICT COUNCIL	THE DISTRICT IS A PLACE THAT WORKS FOR YOUNG PEOPLE	THERE IS A VARIETY OF SAFE ENTERTAINMENT VENUES EVENTS AND OPPORTUNITIES CATERING FOR YOUNG PEOPLE
275	KAPITI COAST DISTRICT COUNCIL	THE DISTRICT IS A PLACE THAT WORKS FOR YOUNG PEOPLE	THERE IS A WIDE RANGE OF HIGH QUALITY ACTIVE RECREATION FACILITIES
276	KAPITI COAST DISTRICT COUNCIL	THE DISTRICT IS A PLACE THAT WORKS FOR YOUNG PEOPLE	THERE IS IMPROVED ACCESS TO SECONDARY SCHOOL SERVICES FOR WAIKANAE CHILDREN
277	KAPITI COAST DISTRICT COUNCIL	THE DISTRICT IS A PLACE THAT WORKS FOR YOUNG PEOPLE	YOUNG PEOPLE ARE INVOLVED IN DECISIONS ABOUT THEMSELVES AND THAT THIS IS SUPPORTED BY EASY ACCESS TO
278	KAPITI COAST DISTRICT COUNCIL	THE DISTRICT IS A PLACE THAT WORKS FOR YOUNG PEOPLE	YOUNG PEOPLE HAVE THE OPPORTUNITY TO LEARN FROM AND CONTRIBUTE TO COMMUNITY WELLBEING THROUGH INTERGENERATIONAL ACTIVITY
279	KAPITI COAST DISTRICT COUNCIL	THE NATURE AND RATE OF POPULATION GROWTH IS APPROPRIATE TO COMMUNITY GOALS	INFRASTRUCTURE ISSUES ARE RESOLVED BEFORE THERE IS RELEASE OF NEW LAND FOR RESIDENTIAL AND OTHER DEVELOPMENT
280	KAPITI COAST DISTRICT COUNCIL	THE NATURE AND RATE OF POPULATION GROWTH IS APPROPRIATE TO COMMUNITY GOALS	INTENSIFICATION IS EXPLORED IN SPECIFIED AREAS AND WHERE IT CLEARLY CONTRIBUTES TO WIDER COMMUNITY GOALS OF
281	KAPITI COAST DISTRICT COUNCIL	THE NATURE AND RATE OF POPULATION GROWTH IS APPROPRIATE TO COMMUNITY GOALS	KEY NATURAL FEATURES AND THE CHARACTER AND SCALE OF COMMUNITIES SHOULD SHAPE THE LOCATION OF POPULATION GROWTH IN A WAY THAT SUPPORTS COMMUNITY OUTCOMES AND VISION

Appendix B: Community Well-being Statements by Councils

282	KAPITI COAST DISTRICT COUNCIL	THE NATURE AND RATE OF POPULATION GROWTH IS APPROPRIATE TO COMMUNITY GOALS	NEW GROWTH CAN BE CLEARLY LINKED TO LOCAL COMMUNITY AND DISTRICT BENEFIT
283	KAPITI COAST DISTRICT COUNCIL	THE NATURE AND RATE OF POPULATION GROWTH IS APPROPRIATE TO COMMUNITY GOALS	THE COMMUNITY IS ALWAYS INVOLVED IN DECISIONS ABOUT IMPACTS OF GROWTH ON STRATEGIC VISION AND COMMUNITY OUTCOMES
284	KAPITI COAST DISTRICT COUNCIL	THE NATURE AND RATE OF POPULATION GROWTH IS APPROPRIATE TO COMMUNITY GOALS	THE KAPITI COAST DOES NOT SIMPLY REACT TO EXTERNAL POPULATION PRESSURE BUT RATHER THAT POPULATION GROWTH RELATES TO THE VISION FOR THE DISTRICT PARTICULARLY
285	KAPITI COAST DISTRICT COUNCIL	THE NATURE AND RATE OF POPULATION GROWTH IS APPROPRIATE TO COMMUNITY GOALS	THE SPECIFIED AREAS FOR EXPLORING MEDIUM DENSITY HOUSING ARE
286	KAPITI COAST DISTRICT COUNCIL	THE NATURE AND RATE OF POPULATION GROWTH IS APPROPRIATE TO COMMUNITY GOALS	THERE IS AN INCREASED FOCUS ON THE POTENTIAL FOR OTAKI TO ABSORB POPULATION GROWTH IN THE SHORT AND MEDIUM TERM
287	KAPITI COAST DISTRICT COUNCIL	THE NATURE AND RATE OF POPULATION GROWTH IS APPROPRIATE TO COMMUNITY GOALS	THERE IS EFFICIENT USE OF EXISTING INFRASTRUCTURE PARTICULARLY WATER GREEN SPACE AND ROADING AND THAT MAJOR
288	KAPITI COAST DISTRICT COUNCIL	THE NATURE AND RATE OF POPULATION GROWTH IS APPROPRIATE TO COMMUNITY GOALS	THERE IS EFFICIENT USE OF EXISTING INFRASTRUCTURE PARTICULARLY WATER GREEN SPACE AND ROADING AND THAT MAJOR INFRASTRUCTURE ISSUES ARE RESOLVED BEFORE THERE IS RELEASE OF NEW LAND FOR RESIDENTIAL AND OTHER DEVELOPMENT
289	KAPITI COAST DISTRICT COUNCIL	THE NATURE AND RATE OF POPULATION GROWTH IS APPROPRIATE TO COMMUNITY GOALS	WHERE POSSIBLE THE LOCATION OF NEW POPULATION ADVANCES IN A SUSTAINABLE AND COORDINATED WAY THE DEVELOPMENT OF A LOCAL DISTRICT ECONOMY
290	KAPITI COAST DISTRICT COUNCIL	THERE ARE HEALTHY NATURAL SYSTEMS WHICH PEOPLE CAN ENJOY	A SIGNIFICANT NUMBER OF PEOPLE WITHIN THE DISTRICT ARE ACTIVELY INVOLVED IN RESTORATION OF THE NATURAL ENVIRONMENT
291	KAPITI COAST DISTRICT COUNCIL	THERE ARE HEALTHY NATURAL SYSTEMS WHICH PEOPLE CAN ENJOY	KAPITI COAST BECOMES NATIONALLY FAMOUS FOR AN EXTENSIVE WALKWAY CYCLE AND BRIDLEWAY SYSTEM
292	KAPITI COAST DISTRICT COUNCIL	THERE ARE HEALTHY NATURAL SYSTEMS WHICH PEOPLE CAN ENJOY	KEY AREAS AND HABITATS ARE REVEGETATED AND RESTORED INCLUDING
293	KAPITI COAST DISTRICT COUNCIL	THERE ARE HEALTHY NATURAL SYSTEMS WHICH PEOPLE CAN ENJOY	KEY NATURAL AREAS SHAPE THE FUNDAMENTAL FORM AND QUALITY OF THE DISTRICTS SETTLEMENTS
294	KAPITI COAST DISTRICT COUNCIL	THERE ARE HEALTHY NATURAL SYSTEMS WHICH PEOPLE CAN ENJOY	LOCAL PARKS AND ROADS BECOME A MAJOR FEATURE IN THE GREENING OF THE DISTRICT WITH A MIX OF NATIVE EXOTIC AND FRUIT TREES
295	KAPITI COAST DISTRICT COUNCIL	THERE ARE HEALTHY NATURAL SYSTEMS WHICH PEOPLE CAN ENJOY	PEOPLE

Appendix B: Community Well-being Statements by Councils

296	KAPITI COAST DISTRICT COUNCIL	THERE ARE HEALTHY NATURAL SYSTEMS WHICH PEOPLE CAN ENJOY	THE COAST IS MANAGED
297	KAPITI COAST DISTRICT COUNCIL	THERE ARE HEALTHY NATURAL SYSTEMS WHICH PEOPLE CAN ENJOY	THE DISTRICT BECOMES KNOWN FOR BEST PRACTICE SUBDIVISION AND STREETScape DESIGN THAT INCLUDES TREES LANDFORMS WATERWAYS PARKS WALKWAYS CYCLEWAYS AND BRIDLEWAYS AS FEATURES IN DEVELOPMENTS
298	KAPITI COAST DISTRICT COUNCIL	THERE ARE HEALTHY NATURAL SYSTEMS WHICH PEOPLE CAN ENJOY	THE DISTRICT HAS BEST PRACTICE STORMWATER AND FLOOD MANAGEMENT INCLUDING
299	KAPITI COAST DISTRICT COUNCIL	THERE ARE HEALTHY NATURAL SYSTEMS WHICH PEOPLE CAN ENJOY	THE KEY FOCAL POINTS SUCH AS THE BEACHES KAPITI ISLAND THE TARARUA RANGES OTAKI FORKS ARE MANAGED IN A WAY THAT WELCOMES VISITORS BUT PROTECTS THE ESSENTIAL QUALITIES FOR WHICH THEY ARE VALUED
300	KAPITI COAST DISTRICT COUNCIL	THERE ARE HEALTHY NATURAL SYSTEMS WHICH PEOPLE CAN ENJOY	THE QUALITY OF THE DISTRICTS STREAMS AND RIVERS ARE IMPROVED ESPECIALLY
301	KAPITI COAST DISTRICT COUNCIL	THERE ARE HEALTHY NATURAL SYSTEMS WHICH PEOPLE CAN ENJOY	VULNERABLE AREAS OF NATIVE VEGETATION AND WILDLIFE ARE PROTECTED INCLUDING
302	KAPITI COAST DISTRICT COUNCIL	THERE IS INCREASED CHOICE TO WORK LOCALLY	ALL MAJOR EMPLOYMENT CENTRES HAVE ACCESS TO PUBLIC TRANSPORT PEDESTRIAN AND CYCLING ACCESS
303	KAPITI COAST DISTRICT COUNCIL	THERE IS INCREASED CHOICE TO WORK LOCALLY	CHILDREN AND YOUNG PEOPLE CAN SEE THEIR CAREER PATH AND CAN AS MUCH AS POSSIBLE GAIN THE NECESSARY SKILLS AND EMPLOYMENT WITHIN THE DISTRICT
304	KAPITI COAST DISTRICT COUNCIL	THERE IS INCREASED CHOICE TO WORK LOCALLY	EXISTING COMMERCIAL AND INDUSTRIAL AREAS ARE ATTRACTIVE AND INNOVATIVE IN THEIR DESIGN AND USE
305	KAPITI COAST DISTRICT COUNCIL	THERE IS INCREASED CHOICE TO WORK LOCALLY	IT IS EASY TO ESTABLISH VALUE ADDED ECONOMIC ACTIVITY ESPECIALLY THAT LINKED WITH FOOD PRODUCTION AND LOCAL MANUFACTURING IN THE DISTRICT
306	KAPITI COAST DISTRICT COUNCIL	THERE IS INCREASED CHOICE TO WORK LOCALLY	THE DISTRICT DEVELOPS A ROLE AS A TRANSPORT HUB INCLUDING THE DISTRIBUTION OF FREIGHT
307	KAPITI COAST DISTRICT COUNCIL	THERE IS INCREASED CHOICE TO WORK LOCALLY	THE DISTRICTS RETAIL CENTRES INCLUDING LOCAL NEIGHBOURHOOD SHOPS AND DAIRIES ARE SAFE AND ATTRACTIVE AND HAVE STABLE AND PROSPEROUS BUSINESSES
308	KAPITI COAST DISTRICT COUNCIL	THERE IS INCREASED CHOICE TO WORK LOCALLY	THE LOCAL LABOUR FORCE HAS EMPLOYMENT OPPORTUNITIES IN AN APPROPRIATE MIX OF SKILLED AND UNSKILLED WORK AS MUCH AS POSSIBLE WITHIN THE DISTRICT
309	KAPITI COAST DISTRICT COUNCIL	THERE IS INCREASED CHOICE TO WORK LOCALLY	THERE IS CLEAR ACKNOWLEDGEMENT NURTURING AND USE OF THE ECONOMIC BENEFITS THAT COME FROM BEING A DISTRICT KNOWN FOR GOOD QUALITY URBAN ENVIRONMENTS HIGH QUALITY NATURAL LANDSCAPES AND DESIGN INNOVATION
310	KAPITI COAST DISTRICT COUNCIL	THERE IS INCREASED CHOICE TO WORK LOCALLY	THERE IS STRONG BUSINESS DEVELOPMENT FOCUS IN THE DISTRICT WHICH ENCOMPASSES

Appendix B: Community Well-being Statements by Councils

311	KAPITI COAST DISTRICT COUNCIL	THERE IS INCREASED CHOICE TO WORK LOCALLY	USABLE COMMERCIAL LAND IS READILY AVAILABLE IN THE DISTRICT
312	KAWERAU DISTRICT COUNCIL	CLEAN ACCESSIBLE RESPECTED ENVIRONMENT	CLEAN ACCESSIBLE RESPECTED ENVIRONMENT
313	KAWERAU DISTRICT COUNCIL	CONTINUED INDEPENDENCE AND VIABILITY	CONTINUED INDEPENDENCE AND VIABILITY
314	KAWERAU DISTRICT COUNCIL	DIVERSE CREATIVE AND VITAL COMMUNITIES	DIVERSE CREATIVE AND VITAL COMMUNITIES
315	KAWERAU DISTRICT COUNCIL	EDUCATION AND TRAINING OPPORTUNITIES FOR ALL	EDUCATION AND TRAINING OPPORTUNITIES FOR ALL
316	KAWERAU DISTRICT COUNCIL	FOCUSED COMMUNITY LEADERSHIP AND GOVERNANCE	FOCUSED COMMUNITY LEADERSHIP AND GOVERNANCE
317	KAWERAU DISTRICT COUNCIL	HEALTHY PEOPLE AND HOUSING	HEALTHY PEOPLE AND HOUSING
318	KAWERAU DISTRICT COUNCIL	RELIABLE AND AFFORDABLE INFRASTRUCTURE	RELIABLE AND AFFORDABLE INFRASTRUCTURE
319	KAWERAU DISTRICT COUNCIL	SAFE CARING COMMUNITIES	SAFE CARING COMMUNITIES
320	KAWERAU DISTRICT COUNCIL	STRONG AND PROSPEROUS ECONOMY ALIGNED TO COMMUNITY VALUES	STRONG AND PROSPEROUS ECONOMY ALIGNED TO COMMUNITY VALUES
321	LOWER HUTT CITY COUNCIL	COMMUNITY PROSPERITY	TO ENJOY AND PROSPER FROM A STRONG AND GROWING ECONOMY THAT CONTINUES TO ATTRACT AND RETAIN A HIGHLY SKILLED PRODUCTIVE POPULATION BASE AND BUSINESS SECTOR
322	LOWER HUTT CITY COUNCIL	CONNECTED	THE REGION WILL BE CONNECTED LOCALLY AND GLOBALLY BY OFFERING WORLDCLASS ACCESSIBILITY AND LINKAGES THAT INCLUDES HIGHCAPACITY COMMUNICATION NETWORKS TOPQUALITY AIR AND SEA PORTS WELL FUNCTIONING HIGHWAYS AND LOCAL LINKS AND EXCELLENT PUBLIC TRANSPORT SERVICES
323	LOWER HUTT CITY COUNCIL	ENTREPRENEURIAL AND INNOVATIVE CULTURE	WE WILL BE RECOGNISED AS A PLACE OF NEW IDEAS INNOVATION AND CREATIVITY UNDERPIN THE DEVELOPMENT OF NEW FIELDS OF ENDEAVOUR AND BUSINESS AND DRIVE STRONG SUSTAINABLE ECONOMIC GROWTH WE WILL CAPITALISE ON BEING THE SEAT OF GOVERNMENT AND OUR EXCELLENT EDUCATIONAL AND RESEARCH INSTITUTIONS WILL FOSTER CROSSFERTILISATION
324	LOWER HUTT CITY COUNCIL	HEALTHY AND EDUCATED COMMUNITY	OUR PHYSICAL AND MENTAL HEALTH IS PROTECTED LIVING AND WORKING ENVIRONMENTS ARE SAFE AND EVERYONE HAS ACCESS TO HEALTH CARE EVERY OPPORTUNITY IS TAKEN TO RECOGNISE AND PROVIDE FOR GOOD HEALTH LIFELONG LEARNING AND EDUCATION OPPORTUNITIES ARE WORLD CLASS CONTRIBUTING TO AN INTERNATIONALLY COMPETITIVE WORKFORCE AND REINFORCING THE REGION AS A DESIRABLE PLACE TO LIVE
325	LOWER HUTT CITY COUNCIL	HEALTHY ENVIRONMENT	THE REGION WILL OFFER A BEAUTIFUL ECOLOGICALLY SUSTAINABLE NATURAL ENVIRONMENT THAT ENVIRONMENT WILL OFFER NUMEROUS OPPORTUNITIES FOR RECREATION AND HEALTHY LIVING

Appendix B: Community Well-being Statements by Councils

326	LOWER HUTT CITY COUNCIL	LIFESTYLE	THE REGION WILL HAVE AN EXCEPTIONAL QUALITY OF LIFE WHERE LIVING IS EASY SAFE AND FUN AND THERE IS A WIDE RANGE OF AFFORDABLE HEALTHY LIFESTYLE OPTIONS UNDERPINNING A STRONG COMMUNITY SPIRIT WE WILL BE CELEBRATED FOR OUR ARTS SPORTS AND ENTERTAINMENT SCENE
327	LOWER HUTT CITY COUNCIL	REGIONAL FOUNDATIONS	PEOPLE AND BUSINESSES WILL HAVE HIGHQUALITY SECURE ESSENTIAL SERVICES FOR THEIR EVERYDAY LIVING THEY WILL BE RETAINED AND DEVELOPED IN A MANNER THAT IS CONSISTENT WITH THE SUSTAINABLE GROWTH OF THE REGION
328	LOWER HUTT CITY COUNCIL	SENSE OF PLACE	WE WILL HAVE A RICH DIVERSE SENSE OF PLACE AS A SOPHISTICATED REGION ENCOMPASSING THE INTIMATE URBAN CORE CAPITAL CITY STATUS MAGNIFICENT HARBOURS RIVERS CENTRES OF LEARNING EXTENSIVE COASTLINES ITS ROLLING HINTERLAND AND DIVERSE CENTRES AND NEIGHBOURHOODS WHICH ARE ALL TREASURED BY ITS CITIZENS
329	LOWER HUTT CITY COUNCIL	STRONG AND TOLERANT COMMUNITIES	WE WILL HAVE INCLUSIVE CARING FRIENDLY AND PARTICIPATIVE COMMUNITIES THAT EMBRACE NEWCOMERS ARE OPEN AND WELCOMING TO DIFFERENT LIFESTYLES AND CELEBRATE DIVERSITY THE RELATIONSHIP WITH TANGATA WHENUA AND ETHNIC COMMUNITIES WILL BE IMPORTANT TO THE VIBRANCY OF THE COMMUNITY TAPESTRY
330	MACKENZIE DISTRICT COUNCIL	A DEMOCRACY WHICH UPHOLDS THE RIGHTS OF THE INDIVIDUAL	THE OUTCOME DESIRED BY THE COMMUNITY IS TO HAVE A COUNCIL WHICH CHAMPIONS THE RIGHTS OF THE INDIVIDUAL AND REPRESENTS ITS COMMUNITY
331	MACKENZIE DISTRICT COUNCIL	AN ATTRACTIVE AND HIGHLY VALUED NATURAL ENVIRONMENT	THE OUTCOME DESIRED BY THE COMMUNITY IS TO HAVE THE OUTSTANDING NATURAL FEATURES OF THE DISTRICT PRESERVED ENHANCED ACCESSIBLE AND PROMOTED
332	MACKENZIE DISTRICT COUNCIL	FIT AND HEALTHY COMMUNITY	THE OUTCOME DESIRED BY THE COMMUNITY IS TO HAVE A VARIETY OF SPORTING RECREATIONAL CULTURAL SPIRITUAL HEALTH WELFARE AND EDUCATIONAL RESOURCES AVAILABLE TO SUSTAIN AND ENRICH THE LIVES OF ITS PEOPLE
333	MACKENZIE DISTRICT COUNCIL	SAFE EFFECTIVE AND SUSTAINABLE INFRASTRUCTURE	THE OUTCOME DESIRED BY THE COMMUNITY IS TO HAVE SAFE EFFECTIVE AND SUSTAINABLE WATER WASTE COMMUNICATION ENERGY AND TRANSPORT SYSTEMS IN PLACE WHEN REQUIRED THROUGH SOUND LONG TERM PLANNING AND FUNDING
334	MACKENZIE DISTRICT COUNCIL	SUPPORTIVE AND CONTRIBUTING COMMUNITY	THE OUTCOMES DESIRED BY THE COMMUNITY ARE TO FOSTER THE UNIQUE ATTRIBUTES AND STRONG SENSE OF COMMUNITY THAT MAKES THE MACKENZIE SPECIAL AND TO ENCOURAGE PEOPLE TO USE THEIR SKILLS FOR THE BENEFIT OF THE COMMUNITY
335	MACKENZIE DISTRICT COUNCIL	THRIVING ECONOMY	THE OUTCOME DESIRED BY THE COMMUNITY IS TO HAVE A WELLBALANCED ECONOMY PROVIDING EMPLOYMENT AND INVESTMENT OPPORTUNITIES FOR ALL AGES AND SUSTAINING A FULL RANGE OF SUPPORT SERVICES

Appendix B: Community Well-being Statements by Councils

336	MANAWATU DISTRICT COUNCIL	A COMMUNITY THAT HAS ACCESS TO EFFECTIVE SERVICES	A COMMUNITY THAT HAS ACCESS TO EFFECTIVE SERVICES
337	MANAWATU DISTRICT COUNCIL	A SELFSUFFICIENT ENVIRONMENT THAT PRESERVES VALUES AND DEVELOPS OUR NATURAL ENVIRONMENT	A SELFSUFFICIENT ENVIRONMENT THAT PRESERVES VALUES AND DEVELOPS OUR NATURAL ENVIRONMENT
338	MANAWATU DISTRICT COUNCIL	A VITAL COMMUNITY THAT IS COHESIVE AND CHARACTERISED BY COMMUNITY INVOLVEMENT	A VITAL COMMUNITY THAT IS COHESIVE AND CHARACTERISED BY COMMUNITY INVOLVEMENT
339	MANAWATU DISTRICT COUNCIL	PEOPLE ARE ABLE TO GO ABOUT THEIR BUSINESS AND LEISURE ANY TIME OF THE DAY OR EVENING WITHOUT FEAR FOR THEIR SAFETY	PEOPLE ARE ABLE TO GO ABOUT THEIR BUSINESS AND LEISURE ANY TIME OF THE DAY OR EVENING WITHOUT FEAR FOR THEIR SAFETY
340	MANAWATUWANGANUI REGIONAL COUNCIL	A ROBUST ECONOMY	A ROBUST ECONOMY
341	MANAWATUWANGANUI REGIONAL COUNCIL	CONFIDENCE IN DECISIONMAKING	CONFIDENCE IN DECISIONMAKING
342	MANAWATUWANGANUI REGIONAL COUNCIL	CONNECTED COMMUNITIES	CONNECTED COMMUNITIES
343	MANAWATUWANGANUI REGIONAL COUNCIL	HEALTHY ECOSYSTEMS	HEALTHY ECOSYSTEMS
344	MANAWATUWANGANUI REGIONAL COUNCIL	HUMAN WELLBEING	HUMAN WELLBEING
345	MANAWATUWANGANUI REGIONAL COUNCIL	NATURAL HAZARD RESILIENCE	NATURAL HAZARD RESILIENCE
346	MARLBOROUGH DISTRICT COUNCIL	AFFORDABLE HOUSING	A COMMUNITY WHERE PEOPLE HAVE ACCESS TO A RANGE OF AFFORDABLE AND QUALITY HOUSING OPTIONS
347	MARLBOROUGH DISTRICT COUNCIL	CREATIVITY	AN ENLIVENED AND CREATIVE COMMUNITY IN WHICH DIFFERENT ARTS ARE WIDELY PRACTISED AND ENJOYED
348	MARLBOROUGH DISTRICT COUNCIL	ENERGY EFFICIENCY	A COMMUNITY WHERE ENERGY USE IS EFFICIENT WITH A DECREASING DEPENDENCY ON NONRENEWABLE SOURCES
349	MARLBOROUGH DISTRICT COUNCIL	ENTERPRISE AND ENDEAVOUR	A COMMUNITY WHERE ENTERPRISE AND ENDEAVOUR IS SUPPORTED AND REWARDED
350	MARLBOROUGH DISTRICT COUNCIL	ENVIRONMENTAL SUSTAINABILITY	A COMMUNITY THAT SUSTAINS AND ENRICHES THE ENVIRONMENT FOR FUTURE GENERATIONS
351	MARLBOROUGH DISTRICT COUNCIL	ESSENTIAL SERVICES	A COMMUNITY THAT IS SERVED BY A STRONG INFRASTRUCTURE OF ESSENTIAL SERVICES WHERE DAILY LIFE AND BUSINESS IS ABLE TO BE CONDUCTED SAFELY AND EASILY

Appendix B: Community Well-being Statements by Councils

352	MARLBOROUGH DISTRICT COUNCIL	FULL PARTICIPATION	A COMMUNITY THAT VALUES AND SUPPORTS ALL ITS MEMBERS THAT WELCOMES VISITORS AND NEW ARRIVALS AND CONTINUALLY ENHANCES FULL PARTICIPATION
353	MARLBOROUGH DISTRICT COUNCIL	FUN AND RECREATION	A COMMUNITY THAT HAS FUN
354	MARLBOROUGH DISTRICT COUNCIL	HEALTH CHOICES	A COMMUNITY WHERE PEOPLE ARE SERVED BY A HEALTH INFRASTRUCTURE THAT IS SUITED AND RESPONSIVE TO THEIR NEEDS AND WHERE THEY CAN MAKE HEALTHY CHOICES FOR THEIR OWN LIFESTYLES
355	MARLBOROUGH DISTRICT COUNCIL	HERITAGE	A COMMUNITY THAT ACKNOWLEDGES VALUES AND ENJOYS ITS HERITAGE
356	MARLBOROUGH DISTRICT COUNCIL	KNOWLEDGE AND LEARNING	A COMMUNITY WHERE KNOWLEDGE AND LEARNING IS PRIZED
357	MARLBOROUGH DISTRICT COUNCIL	PHYSICAL ACTIVITY	A COMMUNITY WHERE PEOPLE OF ALL AGES ARE PHYSICALLY ACTIVE
358	MARLBOROUGH DISTRICT COUNCIL	POSITIVE AGING	A COMMUNITY WHERE PEOPLE CAN AGE POSITIVELY WHERE OLDER PEOPLE ARE HIGHLY VALUED FOR THEIR EXPERIENCE WISDOM AND CHARACTER AND WHERE THEY ARE RECOGNISED AS AN INTEGRAL PART OF FAMILIES AND COMMUNITIES
359	MARLBOROUGH DISTRICT COUNCIL	POSITIVE YOUTH	A COMMUNITY WHERE YOUNG PEOPLE ARE VIBRANT AND OPTIMISTIC ENCOURAGED TO TAKE UP CHALLENGES AND SUPPORTED IN THEIR LIFESTYLE CHOICES
360	MARLBOROUGH DISTRICT COUNCIL	PROSPERITY	A PROSPEROUS COMMUNITY WHERE ALL PEOPLE HAVE THE MEANS TO EARN ADEQUATE INCOMES AND ENJOY STANDARDS OF LIVING THAT ALLOW THEM TO PARTICIPATE FULLY IN SOCIETY AND TO HAVE CHOICES ABOUT HOW TO LIVE THEIR LIVES
361	MARLBOROUGH DISTRICT COUNCIL	SAFETY AND SECURITY	A COMMUNITY WHERE PEOPLE ENJOY PERSONAL SAFETY AND SECURITY AND ARE FREE FROM VICTIMISATION ABUSE VIOLENCE AND AVOIDABLE INJURY
362	MASTERTON DISTRICT COUNCIL	BUOYANT LOCAL ECONOMY	BUILDING
363	MASTERTON DISTRICT COUNCIL	BUOYANT LOCAL ECONOMY	ECONOMIC GROWTH
364	MASTERTON DISTRICT COUNCIL	BUOYANT LOCAL ECONOMY	EMPLOYMENT OPPORTUNITIES
365	MASTERTON DISTRICT COUNCIL	BUOYANT LOCAL ECONOMY	INCOME
366	MASTERTON DISTRICT COUNCIL	BUOYANT LOCAL ECONOMY	TOURISM
367	MASTERTON DISTRICT COUNCIL	BUOYANT LOCAL ECONOMY	UNEMPLOYMENT
368	MASTERTON DISTRICT COUNCIL	EDUCATED AND KNOWLEDGEABLE PEOPLE	EARLY CHILDHOOD EDUCATION
369	MASTERTON DISTRICT COUNCIL	EDUCATED AND KNOWLEDGEABLE PEOPLE	EDUCATIONAL ATTAINMENT
370	MASTERTON DISTRICT COUNCIL	EDUCATED AND KNOWLEDGEABLE PEOPLE	INTERNET ACCESS IN THE HOME
371	MASTERTON DISTRICT COUNCIL	EDUCATED AND KNOWLEDGEABLE PEOPLE	SCHOOL LEAVER QUALIFICATIONS
372	MASTERTON DISTRICT COUNCIL	EDUCATED AND KNOWLEDGEABLE PEOPLE	VOTING AT LOCAL BODY ELECTIONS
373	MASTERTON DISTRICT COUNCIL	EQUITABLE SOCIETY	MĀORI LANGUAGE SPEAKERS

Appendix B: Community Well-being Statements by Councils

374	MASTERTON DISTRICT COUNCIL	EQUITABLE SOCIETY	NUMBER OF LANGUAGES SPOKEN
375	MASTERTON DISTRICT COUNCIL	EQUITABLE SOCIETY	SOCIAL DEPRIVATION
376	MASTERTON DISTRICT COUNCIL	GROW MASTERTON	DEMOGRAPHIC PROFILE
377	MASTERTON DISTRICT COUNCIL	GROW MASTERTON	POPULATION GROWTH
378	MASTERTON DISTRICT COUNCIL	SAFE AND EFFICIENT TRANSPORT	AIR QUALITY
379	MASTERTON DISTRICT COUNCIL	SAFE AND EFFICIENT TRANSPORT	INJURY RATES
380	MASTERTON DISTRICT COUNCIL	SAFE AND EFFICIENT TRANSPORT	PROVISION OF PUBLIC TRANSPORT
381	MASTERTON DISTRICT COUNCIL	SAFE AND EFFICIENT TRANSPORT	ROAD CASUALTIES
382	MASTERTON DISTRICT COUNCIL	SAFE AND EFFICIENT TRANSPORT	SATISFACTION WITH ROADS STREETS AND FOOTPATHS
383	MASTERTON DISTRICT COUNCIL	SUSTAINABLE USE OF ENVIRONMENT	AIR QUALITY
384	MASTERTON DISTRICT COUNCIL	SUSTAINABLE USE OF ENVIRONMENT	BEHAVIOUR CHANGE
385	MASTERTON DISTRICT COUNCIL	SUSTAINABLE USE OF ENVIRONMENT	GREEN SPACE PARKS
386	MASTERTON DISTRICT COUNCIL	SUSTAINABLE USE OF ENVIRONMENT	PEST MANAGEMENT
387	MASTERTON DISTRICT COUNCIL	SUSTAINABLE USE OF ENVIRONMENT	SATISFACTION WITH PRESERVATION OF THE NATURAL ENVIRONMENT
388	MASTERTON DISTRICT COUNCIL	SUSTAINABLE USE OF ENVIRONMENT	WATER QUALITY
389	MASTERTON DISTRICT COUNCIL	VIBRANT STRONG AND HEALTHY COMMUNITIES	HOUSEHOLD ACCESS TO A MOTOR VEHICLE
390	MASTERTON DISTRICT COUNCIL	VIBRANT STRONG AND HEALTHY COMMUNITIES	LIFE EXPECTANCY
391	MASTERTON DISTRICT COUNCIL	VIBRANT STRONG AND HEALTHY COMMUNITIES	PERCEPTION OF SAFETY
392	MASTERTON DISTRICT COUNCIL	VIBRANT STRONG AND HEALTHY COMMUNITIES	PHYSICAL ACTIVITY RATES
393	MASTERTON DISTRICT COUNCIL	VIBRANT STRONG AND HEALTHY COMMUNITIES	QUALITY OF PLACE
394	MASTERTON DISTRICT COUNCIL	VIBRANT STRONG AND HEALTHY COMMUNITIES	TELEPHONE AND INTERNET ACCESS IN THE HOME
395	MASTERTON DISTRICT COUNCIL	VIBRANT STRONG AND HEALTHY COMMUNITIES	VOTING AT THE ELECTIONS
396	MATAMATAPIAKO DISTRICT COUNCIL	BELONGING TO OUR COMMUNITY	DOING THINGS TOGETHER
397	MATAMATAPIAKO DISTRICT COUNCIL	BELONGING TO OUR COMMUNITY	IMPROVING LIFE ON A DAY TO DAY BASIS
398	MATAMATAPIAKO DISTRICT COUNCIL	BELONGING TO OUR COMMUNITY	PARTICIPATING IN DECISIONMAKING
399	MATAMATAPIAKO DISTRICT COUNCIL	BELONGING TO OUR COMMUNITY	PROMOTION OF CITIZEN RESPONSIBILITY

Appendix B: Community Well-being Statements by Councils

400	MATAMATAPIAKO DISTRICT COUNCIL	BELONGING TO OUR COMMUNITY	RECREATION AND ARTS
401	MATAMATAPIAKO DISTRICT COUNCIL	BELONGING TO OUR COMMUNITY	VOLUNTEERS
402	MATAMATAPIAKO DISTRICT COUNCIL	COMMUNITY SAFETY AND SUPPORT LOOKING AFTER PEOPLE	SAFETY
403	MATAMATAPIAKO DISTRICT COUNCIL	COMMUNITY SAFETY AND SUPPORT LOOKING AFTER PEOPLE	SUPPORT FOR YOUNG PEOPLE
404	MATAMATAPIAKO DISTRICT COUNCIL	ECONOMIC DEVELOPMENT PROSPERITY	BUSINESS FARMING AND INDUSTRY
405	MATAMATAPIAKO DISTRICT COUNCIL	ECONOMIC DEVELOPMENT PROSPERITY	EMPLOYMENT
406	MATAMATAPIAKO DISTRICT COUNCIL	ECONOMIC DEVELOPMENT PROSPERITY	TOURISM
407	MATAMATAPIAKO DISTRICT COUNCIL	HEALTHY AIR WATER LAND HEALTHY PEOPLE	AIR POLLUTION
408	MATAMATAPIAKO DISTRICT COUNCIL	HEALTHY AIR WATER LAND HEALTHY PEOPLE	HEALTHY PEOPLE
409	MATAMATAPIAKO DISTRICT COUNCIL	HEALTHY AIR WATER LAND HEALTHY PEOPLE	PESTS AND NOXIOUS WEEDS
410	MATAMATAPIAKO DISTRICT COUNCIL	HEALTHY AIR WATER LAND HEALTHY PEOPLE	POLLUTION AND WASTE
411	MATAMATAPIAKO DISTRICT COUNCIL	HEALTHY AIR WATER LAND HEALTHY PEOPLE	PROTECTING THE LANDSCAPE
412	MATAMATAPIAKO DISTRICT COUNCIL	HEALTHY AIR WATER LAND HEALTHY PEOPLE	WATER QUANTITY AND QUALITY
413	MATAMATAPIAKO DISTRICT COUNCIL	HERITAGE OUR PAST	BUILT HERITAGE
414	MATAMATAPIAKO DISTRICT COUNCIL	HERITAGE OUR PAST	KNOWLEDGE AND TREASURES
415	MATAMATAPIAKO DISTRICT COUNCIL	HERITAGE OUR PAST	MOUNT TE AROHA
416	MATAMATAPIAKO DISTRICT COUNCIL	HERITAGE OUR PAST	TE AROHA DOMAIN
417	MATAMATAPIAKO DISTRICT COUNCIL	HERITAGE OUR PAST	WETLANDS SIGNIFICANT NATURAL FEATURES AND WAHI TAPU
418	MATAMATAPIAKO DISTRICT COUNCIL	OUR SOCIAL INFRASTRUCTURE	OUTSIDE AGENCIES MEETING OUR COMMUNITIES NEEDS

Appendix B: Community Well-being Statements by Councils

419	MATAMATAPIAKO DISTRICT COUNCIL	OUR SOCIAL INFRASTRUCTURE	SERVICES
420	MATAMATAPIAKO DISTRICT COUNCIL	PLANNING AND DEVELOPMEN	INDUSTRIAL DEVELOPMENT
421	MATAMATAPIAKO DISTRICT COUNCIL	PLANNING AND DEVELOPMEN	INTENSIVE FARMING
422	MATAMATAPIAKO DISTRICT COUNCIL	PLANNING AND DEVELOPMEN	RURAL SUBDIVISION AND AMALGAMATION
423	MATAMATAPIAKO DISTRICT COUNCIL	PLANNING AND DEVELOPMEN	SMALL TOWN CULTURE LARGE TOWN INFRASTRUCTURE
424	MATAMATAPIAKO DISTRICT COUNCIL	PLANNING AND DEVELOPMEN	TOWN APPEARANCE
425	MATAMATAPIAKO DISTRICT COUNCIL	PLANNING AND DEVELOPMEN	TOWN PLANNING
426	MATAMATAPIAKO DISTRICT COUNCIL	PRIDE AND JUSTICE	PRIDE AND JUSTICE
427	MATAMATAPIAKO DISTRICT COUNCIL	TRANSPORT PEOPLE GOING PLACES	PARKING
428	MATAMATAPIAKO DISTRICT COUNCIL	TRANSPORT PEOPLE GOING PLACES	PEOPLE AND TRAFFIC FLOW
429	NAPIER CITY COUNCIL	A SAFE AND HEALTHY CITY THAT SUPPORTS COMMUNITY WELLBEING	A SAFE AND HEALTHY CITY THAT SUPPORTS COMMUNITY WELLBEING
430	NAPIER CITY COUNCIL	A SUSTAINABLE CITY	A SUSTAINABLE CITY
431	NAPIER CITY COUNCIL	A VIBRANT INNOVATIVE CITY FOR EVERYONE	A VIBRANT INNOVATIVE CITY FOR EVERYONE
432	NAPIER CITY COUNCIL	COUNCIL WORKS WITH AND FOR THE COMMUNITY	COUNCIL WORKS WITH AND FOR THE COMMUNITY
433	NAPIER CITY COUNCIL	EXCELLENCE IN INFRASTRUCTURE AND PUBLIC SERVICES FOR NOW AND IN THE FUTURE	EXCELLENCE IN INFRASTRUCTURE AND PUBLIC SERVICES FOR NOW AND IN THE FUTURE
434	NELSON CITY COUNCIL	A FUN CREATIVE CULTURE	WE ARE PROUD OF OUR CREATIVE LOCAL CULTURE AND REGIONAL IDENTITY
435	NELSON CITY COUNCIL	A STRONG ECONOMY	WE ALL BENEFIT FROM A SUSTAINABLE INNOVATIVE AND DIVERSIFIED ECONOMY
436	NELSON CITY COUNCIL	GOOD LEADERSHIP	OUR LEADERS ARE PROACTIVE INNOVATIVE AND INCLUSIVE
437	NELSON CITY COUNCIL	HEALTHY LAND SEA AIR AND WATER	WE PROTECT THE NATURAL ENVIRONMENT
438	NELSON CITY COUNCIL	KIND HEALTHY PEOPLE	WE ARE PART OF A WELCOMING SAFE INCLUSIVE AND HEALTHY COMMUNITY
439	NELSON CITY COUNCIL	PEOPLEFRIENDLY PLACES	WE BUILD HEALTHY ACCESSIBLE AND ATTRACTIVE PLACES AND LIVE IN A SUSTAINABLE REGION

Appendix B: Community Well-being Statements by Councils

440	NEW PLYMOUTH DISTRICT COUNCIL	CONNECTED RELATES TO OUR INFRASTRUCTURE	A DISTRICT THAT DELIVERS ACCESSIBLE AND INTEGRATED INFRASTRUCTURE TRANSPORT AND COMMUNICATION SYSTEMS WHICH MEET THE NEEDS OF RESIDENTS BUSINESSES AND VISITORS
441	NEW PLYMOUTH DISTRICT COUNCIL	PROSPEROUS OUR ECONOMY	A DISTRICT THAT BOASTS A SUSTAINABLE RESILIENT AND INNOVATIVE ECONOMY THAT PROSPERS WITHIN THE NATURAL AND SOCIAL ENVIRONMENT
442	NEW PLYMOUTH DISTRICT COUNCIL	SECURE AND HEALTHY OUR COMMUNITY WELLBEING	A DISTRICT THAT PROVIDES A SAFE HEALTHY AND FRIENDLY PLACE TO LIVE WORK OR VISIT
443	NEW PLYMOUTH DISTRICT COUNCIL	SKILLED OUR LEARNING AND EDUCATION OPPORTUNITIES	A DISTRICT THAT VALUES AND SUPPORTS LEARNING SO ALL PEOPLE CAN PLAY A FULL AND ACTIVE ROLE IN SOCIAL CULTURAL AND ECONOMIC LIFE
444	NEW PLYMOUTH DISTRICT COUNCIL	SUSTAINABLE OUR ENVIRONMENT	A DISTRICT THAT APPRECIATES ITS NATURAL ENVIRONMENT AND ITS PHYSICAL AND HUMAN RESOURCES IN PLANNING DELIVERY AND PROTECTION
445	NEW PLYMOUTH DISTRICT COUNCIL	TOGETHER OUR COMMUNITY COHESION	A DISTRICT THAT IS CARING INCLUSIVE AND WORKS TOGETHER AND WHERE PEOPLE HAVE A STRONG DISTINCTIVE SENSE OF IDENTITY
446	NEW PLYMOUTH DISTRICT COUNCIL	VIBRANT OUR CULTURE LEISURE AND RECREATION OPPORTUNITIES	A DISTRICT THAT PROVIDES HIGHQUALITY AND DIVERSE CULTURAL AND RECREATIONAL EXPERIENCES AND WHERE INDEPENDENCE AND CREATIVITY ARE ENCOURAGED
447	NORTHLAND REGIONAL COUNCIL	NORTHLAND HAS COHESIVE COMMUNITIES	NORTHLAND HAS COHESIVE COMMUNITIES
448	NORTHLAND REGIONAL COUNCIL	NORTHLAND IS PROSPEROUS	NORTHLAND IS PROSPEROUS
449	NORTHLAND REGIONAL COUNCIL	NORTHLAND RESIDENTS ARE EDUCATEDAND SKILLED	NORTHLAND RESIDENTS ARE EDUCATEDAND SKILLED
450	NORTHLAND REGIONAL COUNCIL	NORTHLAND RESIDENTS ARE SAFE AND HEALTHY	NORTHLAND RESIDENTS ARE SAFE AND HEALTHY
451	NORTHLAND REGIONAL COUNCIL	NORTHLAND RESIDENTS HAVE ACCESS TO RECREATIONAL AND LEISURE OPPORTUNITIES	NORTHLAND RESIDENTS HAVE ACCESS TO RECREATIONAL AND LEISURE OPPORTUNITIES
452	NORTHLAND REGIONAL COUNCIL	NORTHLAND RETAINS AND ENHANCES ITSREGIONAL IDENTITY	NORTHLAND RETAINS AND ENHANCES ITSREGIONAL IDENTITY
453	NORTHLAND REGIONAL COUNCIL	NORTHLANDS INFRASTRUCTURE IS DEVELOPEDIN A SUSTAINABLE WAY	NORTHLANDS INFRASTRUCTURE IS DEVELOPEDIN A SUSTAINABLE WAY
454	NORTHLAND REGIONAL COUNCIL	NORTHLANDS NATURAL ENVIRONMENT ISSUSTAINABLY MANAGED	NORTHLANDS NATURAL ENVIRONMENT ISSUSTAINABLY MANAGED
455	OPOTIKI DISTRICT COUNCIL	A STRONG AND DISTINCTIVE COMMUNITY SPIRIT	OUR RURAL COMMUNITY IS FRIENDLY AND SUPPORTIVE AND WORKS TOGETHER TO ACHIEVE COMMON GOALS WE WANT TO ENSURE THAT THE STRONG AND DISTINCTIVE SPIRIT AND CHARACTER OF OUR COMMUNITY DOES NOT CHANGE OVER TIME THIS IS WHO WE ARE AND WE ARE PROUD OF IT

Appendix B: Community Well-being Statements by Councils

456	OPOTIKI DISTRICT COUNCIL	DEVELOPMENT AND PROTECTION OF THE NATURAL ENVIRONMENT	WE APPRECIATE OUR NATURAL ENVIRONMENT AND WISH TO PARTICIPATE IN ITS PROTECTION ON BOTH A LOCAL AND A GLOBAL LEVEL WE RECOGNISE THAT THE ENVIRONMENT HAS THE POTENTIAL TO GENERATE ECONOMIC GROWTH FOR THE DISTRICT WE ARE WILLING TO EXPLORE AND DEVELOP THAT POTENTIAL IF WE ARE SURE IT WILL NOT ADVERSELY AFFECT OR IF IT RESTORES OR IMPROVES THE ENVIRONMENT OF THE FUTURE
457	OPOTIKI DISTRICT COUNCIL	DEVELOPMENT SUPPORTS THE COMMUNITY	WE WANT TO ENCOURAGE AND ENSURE DEVELOPMENT THAT RESPECTS AND SUPPORTS THE COMMUNITYS VALUES AND GOALS
458	OPOTIKI DISTRICT COUNCIL	FAIR AND EFFICIENT LEADERSHIP	IT IS IMPORTANT TO US THAT OUR LEADERS CONSIDER THE SOCIAL NEEDS OF OUR COMMUNITY AS WELL AS THE NEED FOR A BUSINESSLIKE APPROACH WE WANT THEM TO WORK TOGETHER TOWARDS THE FUTURE AND COMMUNICATE IN WAYS WE UNDERSTAND
459	OPOTIKI DISTRICT COUNCIL	HISTORY AND CULTURE IS TREASURED	SPORT ART AND CULTURE ARE ENJOYABLE AND VALUABLE WAYS TO INCREASE OUR APPRECIATION OF EACH OTHER AND PROVIDE FOR OUR OWN HEALTH AND WELLBEING OUR HISTORY IS ALSO A PART OF WHO WE ARE AND ITS PRESERVATION IS SEEN AS A WAY TO INCREASE UNDERSTANDING OF OUR COMMUNITY
460	OPOTIKI DISTRICT COUNCIL	PURPOSEFUL WORK AND LEARNING OPPORTUNITIES	WE UNDERSTAND THAT PEOPLE CAN DERIVE PRIDE AND PURPOSE FROM A VARIETY OF WORK AND LEARNING OPPORTUNITIES WE WANT TO ENSURE THAT ALL OPPORTUNITIES IN THE OPOTIKI DISTRICT PROVIDE PATHWAYS TO PERSONAL GROWTH AS WELL AS TO FINANCIAL INDEPENDENCE
461	OPOTIKI DISTRICT COUNCIL	SERVICES AND FACILITIES MEET OUR NEEDS	WE WANT TO ENSURE THAT WE ALL HAVE ACCESS TO MODERN AND EFFICIENT PUBLIC FACILITIES AND SERVICES WHICH ARE DESIGNED TO MEET THE NEEDS OF OUR COMMUNITY
462	OTAGO REGIONAL COUNCIL	DIVERSE LANDSCAPES THAT SAY OTAGO	DIVERSE LANDSCAPES THAT SAY OTAGO
463	OTAGO REGIONAL COUNCIL	EASY AND EFFICIENT WAYS TO GET AROUND OTAGO	EASY AND EFFICIENT WAYS TO GET AROUND OTAGO
464	OTAGO REGIONAL COUNCIL	ENSURING COMMUNITY SAFETY THROUGH MANAGING NATURAL HAZARDS	ENSURING COMMUNITY SAFETY THROUGH MANAGING NATURAL HAZARDS
465	OTAGO REGIONAL COUNCIL	KNOWLEDGE AND LEARNING FOR PROSPERITY IN OTAGO	KNOWLEDGE AND LEARNING FOR PROSPERITY IN OTAGO
466	OTAGO REGIONAL COUNCIL	OTAGO VALUES ITS HERITAGE	OTAGO VALUES ITS HERITAGE
467	OTAGO REGIONAL COUNCIL	PEOPLE LIVING WELL IN HEALTHY OTAGO COMMUNITIES	PEOPLE LIVING WELL IN HEALTHY OTAGO COMMUNITIES
468	OTAGO REGIONAL COUNCIL	SUSTAINABLE USE OF RESOURCES FOR PROSPERITY IN OTAGO	SUSTAINABLE USE OF RESOURCES FOR PROSPERITY IN OTAGO
469	OTOROHANGA DISTRICT COUNCIL	ENSURE SERVICES AND FACILITIES MEET THE NEEDS OF THE COMMUNITY	A BETTER AREA FOR BOATING IS DEVELOPED

Appendix B: Community Well-being Statements by Councils

470	OTOROHANGA DISTRICT COUNCIL	ENSURE SERVICES AND FACILITIES MEET THE NEEDS OF THE COMMUNITY	ALL PUBLIC OPEN SPACES ARE PRESERVED ENHANCED AND MADE ACCESSIBLE TO THE PUBLIC HOURS A DAY
471	OTOROHANGA DISTRICT COUNCIL	ENSURE SERVICES AND FACILITIES MEET THE NEEDS OF THE COMMUNITY	ALL RESIDENTS HAVE EQUAL ACCESS TO SERVICES AND FACILITIES
472	OTOROHANGA DISTRICT COUNCIL	ENSURE SERVICES AND FACILITIES MEET THE NEEDS OF THE COMMUNITY	KAWHIA REMAINS AFFORDABLE TO THE AVERAGE NEW ZEALANDER
473	OTOROHANGA DISTRICT COUNCIL	ENSURE SERVICES AND FACILITIES MEET THE NEEDS OF THE COMMUNITY	MAINTAIN PROMOTE THE POPULATION IN RURAL AREAS
474	OTOROHANGA DISTRICT COUNCIL	ENSURE SERVICES AND FACILITIES MEET THE NEEDS OF THE COMMUNITY	ONGOING WORK IS UNDERTAKEN TO IMPROVE THE SAFETY AND EFFICIENCY OF THE ROADING NETWORK
475	OTOROHANGA DISTRICT COUNCIL	ENSURE SERVICES AND FACILITIES MEET THE NEEDS OF THE COMMUNITY	OTOROHANGA HAS HOUSING THAT SATISFIES THE NEEDS OF THE COMMUNITY AND THOSE WHO MAY CONSIDER JOINING THE COMMUNITY
476	OTOROHANGA DISTRICT COUNCIL	ENSURE SERVICES AND FACILITIES MEET THE NEEDS OF THE COMMUNITY	OTOROHANGA IS PROMOTED AS AN IDEAL CENTRE FOR RETIRED PEOPLE FOCUSING ON THE MANY FACILITIES IT HAS FOR OLDER PEOPLE
477	OTOROHANGA DISTRICT COUNCIL	ENSURE SERVICES AND FACILITIES MEET THE NEEDS OF THE COMMUNITY	SERVICES ARE PROVIDED FOR YOUTH
478	OTOROHANGA DISTRICT COUNCIL	ENSURE SERVICES AND FACILITIES MEET THE NEEDS OF THE COMMUNITY	THAT EDUCATION FACILITIES MEET OUR NEEDS
479	OTOROHANGA DISTRICT COUNCIL	ENSURE SERVICES AND FACILITIES MEET THE NEEDS OF THE COMMUNITY	THAT FACILITIES AND SERVICES ARE MAINTAINED AND IMPROVED IN THE RURAL AND FARMING ENVIRONMENT
480	OTOROHANGA DISTRICT COUNCIL	ENSURE SERVICES AND FACILITIES MEET THE NEEDS OF THE COMMUNITY	THAT GOOD ANIMAL WELFARE PRACTICES ARE ENCOURAGED
481	OTOROHANGA DISTRICT COUNCIL	ENSURE SERVICES AND FACILITIES MEET THE NEEDS OF THE COMMUNITY	THAT OUR ESSENTIAL SERVICES ARE PROTECTED THESE INCLUDE HEALTH EDUCATION POLICE RURAL FIRE SOCIAL SERVICES AND COMMUNICATIONS
482	OTOROHANGA DISTRICT COUNCIL	ENSURE SERVICES AND FACILITIES MEET THE NEEDS OF THE COMMUNITY	THAT SPORTING RECREATION FACILITIES ARE AVAILABLE AND AFFORDABLE FOR PEOPLE TO USE
483	OTOROHANGA DISTRICT COUNCIL	ENSURE SERVICES AND FACILITIES MEET THE NEEDS OF THE COMMUNITY	THE COMMUNITY VALUES LIFE LONG LEARNING
484	OTOROHANGA DISTRICT COUNCIL	ENSURE SERVICES AND FACILITIES MEET THE NEEDS OF THE COMMUNITY	THERE IS AN ADEQUATE RANGE OF HEALTH AND WELLBEING YOUTH AND ADULT SOCIAL SERVICES PROVIDED IN KAWHIA
485	OTOROHANGA DISTRICT COUNCIL	FOSTER AN INVOLVED AND ENGAGED COMMUNITY	FOSTER A SENSE OF SOCIAL RESPONSIBILITY WITHIN THE OTOROHANGA COMMUNITY
486	OTOROHANGA DISTRICT COUNCIL	FOSTER AN INVOLVED AND ENGAGED COMMUNITY	OWNERSHIP OF AND HENCE A SENSE OF RESPONSIBILITY WITH ENVIRONMENTAL ISSUES IS FOSTERED WITHIN THE COMMUNITY
487	OTOROHANGA DISTRICT COUNCIL	FOSTER AN INVOLVED AND ENGAGED COMMUNITY	THE COMMUNITY PARTICIPATES FULLY IN DECISION MAKING
488	OTOROHANGA DISTRICT COUNCIL	MANAGE THE NATURAL AND PHYSICAL ENVIRONMENT IN A SUSTAINABLE MANNER	A GOOD CLEAN WATER SUPPLY IS MAINTAINED

Appendix B: Community Well-being Statements by Councils

489	OTOROHANGA DISTRICT COUNCIL	MANAGE THE NATURAL AND PHYSICAL ENVIRONMENT IN A SUSTAINABLE MANNER	ALL BODIES OF WATER ARE RETURNED TO THEIR BEST POSSIBLE CONDITION THEY ARE RECOGNISED AND ENHANCED AS LIVING ECOSYSTEMS AND AS HAVING CULTURAL SIGNIFICANCE FOR TANGATA WHENUA LOCAL RESIDENTS PEOPLE OF THE LAND
490	OTOROHANGA DISTRICT COUNCIL	MANAGE THE NATURAL AND PHYSICAL ENVIRONMENT IN A SUSTAINABLE MANNER	APPROPRIATE ENVIRONMENTAL GUIDELINES AND CONTROLS ARE IN PLACE FOR KAWHIA AND THEY ARE ENFORCED
491	OTOROHANGA DISTRICT COUNCIL	MANAGE THE NATURAL AND PHYSICAL ENVIRONMENT IN A SUSTAINABLE MANNER	ENHANCE OUR CLEAN GREEN IMAGE
492	OTOROHANGA DISTRICT COUNCIL	MANAGE THE NATURAL AND PHYSICAL ENVIRONMENT IN A SUSTAINABLE MANNER	INFRASTRUCTURE IS ADEQUATE TO DEAL WITH ENVIRONMENTAL ISSUES FROM ANY DEVELOPMENT
493	OTOROHANGA DISTRICT COUNCIL	MANAGE THE NATURAL AND PHYSICAL ENVIRONMENT IN A SUSTAINABLE MANNER	THAT LANDUSE IS SUSTAINABLE
494	OTOROHANGA DISTRICT COUNCIL	MANAGE THE NATURAL AND PHYSICAL ENVIRONMENT IN A SUSTAINABLE MANNER	THE COMMUNITY HAS READY ACCESS TO ITS NATURAL ENVIRONMENT
495	OTOROHANGA DISTRICT COUNCIL	MANAGE THE NATURAL AND PHYSICAL ENVIRONMENT IN A SUSTAINABLE MANNER	THE COMMUNITY IS ENHANCED THROUGH APPROPRIATE PLANTINGS
496	OTOROHANGA DISTRICT COUNCIL	MANAGE THE NATURAL AND PHYSICAL ENVIRONMENT IN A SUSTAINABLE MANNER	THE COMMUNITY IS WORKING TOWARDS PRODUCING ZERO WASTE TO LANDFILL BY
497	OTOROHANGA DISTRICT COUNCIL	MANAGE THE NATURAL AND PHYSICAL ENVIRONMENT IN A SUSTAINABLE MANNER	THE CONCEPT OF SUSTAINABLE ENVIRONMENTAL MANAGEMENT IS PROMOTED
498	OTOROHANGA DISTRICT COUNCIL	OTOROHANGA IS A SAFE PLACE TO LIVE	FOOTPATH AND OTHER WALKING AREAS ARE SAFE FOR PEDESTRIANS
499	OTOROHANGA DISTRICT COUNCIL	OTOROHANGA IS A SAFE PLACE TO LIVE	OTOROHANGA IS A SAFE ENVIRONMENT TO LIVE AND PLAY
500	OTOROHANGA DISTRICT COUNCIL	OTOROHANGA IS A SAFE PLACE TO LIVE	PEDESTRIANS AND MOTORISTS SAFETY IN THE MAIN STREET OF OTOROHANGA IS ADDRESSED
501	OTOROHANGA DISTRICT COUNCIL	OTOROHANGA IS A SAFE PLACE TO LIVE	THAT RURAL COMMUNITIES ARE AWARE OF CIVIL DEFENCE PROCEDURES
502	OTOROHANGA DISTRICT COUNCIL	OTOROHANGA IS A SAFE PLACE TO LIVE	ZERO TOLERANCE TO DRUGS IS PROMOTED IN OTOROHANGA
503	OTOROHANGA DISTRICT COUNCIL	PROMOTE THE ECONOMY AND OPPORTUNITIES FOR SUSTAINABLE ECONOMIC DEVELOPMENT	A BALANCE OF SUSTAINABLE ECONOMIC DEVELOPMENT APPROPRIATE TO THIS AREA IS ACHIEVED WITHOUT OVER COMMERCIALISATION
504	OTOROHANGA DISTRICT COUNCIL	PROMOTE THE ECONOMY AND OPPORTUNITIES FOR SUSTAINABLE ECONOMIC DEVELOPMENT	AN HISTORIC TOURIST ROUTE IS DEVELOPED AND PROMOTED
505	OTOROHANGA DISTRICT COUNCIL	PROMOTE THE ECONOMY AND OPPORTUNITIES FOR SUSTAINABLE ECONOMIC DEVELOPMENT	EMPLOYMENT AND BUSINESS OPPORTUNITIES ARE INCREASED AND ENHANCED AND PEOPLE IN KAWHIA BENEFIT FROM THESE

Appendix B: Community Well-being Statements by Councils

506	OTOROHANGA DISTRICT COUNCIL	PROMOTE THE ECONOMY AND OPPORTUNITIES FOR SUSTAINABLE ECONOMIC DEVELOPMENT	EXISTING ECONOMIC STRENGTHS IN THE COMMUNITY ARE PROMOTED AND MAKE THE TOWN AN ATTRACTIVE DESTINATION FOR THE DEVELOPMENT OF SMALL TO MEDIUM SIZED BUSINESSES THAT THE BUSINESS COMMUNITY IS VIBRANT AND PROGRESSIVE AND A CORNERSTONE OF THE GREATER COMMUNITY
507	OTOROHANGA DISTRICT COUNCIL	PROMOTE THE ECONOMY AND OPPORTUNITIES FOR SUSTAINABLE ECONOMIC DEVELOPMENT	OTOROHANGA IS A MUSTSEE TOURIST DESTINATION ITS MANY ATTRIBUTES ARE ENHANCED INCLUDING ITS NATURAL FEATURES SUCH AS RIVERS GARDENS AND KAHIKITEA REMNANTS ITS POSITION AS A TRAVEL GATEWAY AND TOURISM NEW ZEALANDS CATEGORISATION OF OTOROHANGA AS AN IDEAL TOWN
508	OTOROHANGA DISTRICT COUNCIL	PROMOTE THE ECONOMY AND OPPORTUNITIES FOR SUSTAINABLE ECONOMIC DEVELOPMENT	THAT FARMING AND RURAL ACTIVITIES ARE RECOGNISED AND PROMOTED AS THE MAJOR SUSTAINABLE ECONOMIC BASE OF THE DISTRICT
509	OTOROHANGA DISTRICT COUNCIL	PROMOTE THE ECONOMY AND OPPORTUNITIES FOR SUSTAINABLE ECONOMIC DEVELOPMENT	THAT OTHER ECONOMIC ACTIVITIES ARE RECOGNISED AND PROMOTED AS MAJOR CONTRIBUTIONS TO THE ECONOMY OF THE DISTRICT
510	OTOROHANGA DISTRICT COUNCIL	PROMOTE THE ECONOMY AND OPPORTUNITIES FOR SUSTAINABLE ECONOMIC DEVELOPMENT	THERE ARE ADEQUATE FLOWON EFFECTS OF ANY ECONOMIC BENEFITS
511	OTOROHANGA DISTRICT COUNCIL	PROTECT THE SPECIAL CHARACTER OF OUR HARBOURS AND THEIR CATCHMENTS	FISH STOCKS IN THE HARBOUR ARE REPLACED
512	OTOROHANGA DISTRICT COUNCIL	PROTECT THE SPECIAL CHARACTER OF OUR HARBOURS AND THEIR CATCHMENTS	THAT KAWHIA AND AOTEA HARBOURS ARE ACKNOWLEDGED TO BE UNIQUE ENVIRONMENTS
513	OTOROHANGA DISTRICT COUNCIL	PROTECT THE SPECIAL CHARACTER OF OUR HARBOURS AND THEIR CATCHMENTS	THAT OUR ESTUARIES HARBOURS WATERWAYS AND WETLANDS ARE PROTECTED
514	OTOROHANGA DISTRICT COUNCIL	PROTECT THE SPECIAL CHARACTER OF OUR HARBOURS AND THEIR CATCHMENTS	THE HARBOUR AND SURROUNDS BE CLEANED UP PRESERVED AND PROTECTED SIMILAR TO THE RAGLAN HARBOUR CARE PROJECT
515	OTOROHANGA DISTRICT COUNCIL	PROVIDE FOR THE UNIQUE HISTORY AND CULTURE OF THE DISTRICT	A TOWN THEME IS DEVELOPED BASED UPON KAWHIAS UNIQUE HISTORICAL ENVIRONMENTAL AND KIWI BACH CULTURE IN ORDER TO MAINTAIN ITS UNIQUE INDIVIDUALITY AND CULTURE
516	OTOROHANGA DISTRICT COUNCIL	PROVIDE FOR THE UNIQUE HISTORY AND CULTURE OF THE DISTRICT	OTOROHANGA HAS A STRONG AND VIBRANT ARTS COMMUNITY
517	OTOROHANGA DISTRICT COUNCIL	PROVIDE FOR THE UNIQUE HISTORY AND CULTURE OF THE DISTRICT	OUR CHILDREN ARE ABLE TO EXPERIENCE THE CULTURE OF RURAL AND COASTAL LIFE FULLY
518	OTOROHANGA DISTRICT COUNCIL	PROVIDE FOR THE UNIQUE HISTORY AND CULTURE OF THE DISTRICT	OUR CULTURAL FESTIVALS ARE RECOGNISED
519	OTOROHANGA DISTRICT COUNCIL	PROVIDE FOR THE UNIQUE HISTORY AND CULTURE OF THE DISTRICT	TANGATA WHENUA ARE RECOGNISED AND THE COMMUNITYS COMMITMENT TO TE TIRITI O WAITANGI THE TREATY OF WAITANGI IS ACKNOWLEDGED
520	OTOROHANGA DISTRICT COUNCIL	PROVIDE FOR THE UNIQUE HISTORY AND CULTURE OF THE DISTRICT	THAT ALL CULTURAL CELEBRATIONS ARE CELEBRATED
521	OTOROHANGA DISTRICT COUNCIL	PROVIDE FOR THE UNIQUE HISTORY AND CULTURE OF THE DISTRICT	THE MAORI CHARACTER OF KAWHIA IS RECOGNISED AND ENHANCED

Appendix B: Community Well-being Statements by Councils

522	OTOROHANGA DISTRICT COUNCIL	PROVIDE FOR THE UNIQUE HISTORY AND CULTURE OF THE DISTRICT	VISUAL AND PERFORMING ARTS AND MUSIC ARE CATERED FOR
523	OTOROHANGA DISTRICT COUNCIL	PROVIDE FOR THE UNIQUE HISTORY AND CULTURE OF THE DISTRICT	WAHI TAPU SITES SHOULD BE IDENTIFIED AND PROTECTED THIS INCLUDES HISTORICALLY SIGNIFICANT SITES FOR ALL CULTURES
524	OTOROHANGA DISTRICT COUNCIL	RECOGNISE THE IMPORTANCE OF THE DISTRICTS RURAL CHARACTER	THAT LIFESTYLE BLOCKS PARTICULARLY SURROUNDING THE URBAN AREAS ARE MANAGED TO ENSURE THAT THEY DO NOT CONFLICT OR INHIBIT EXISTING RURAL ACTIVITIES
525	OTOROHANGA DISTRICT COUNCIL	RECOGNISE THE IMPORTANCE OF THE DISTRICTS RURAL CHARACTER	THAT OUR COUNTRYSIDE RECEIVES A HIGH LEVEL OF PROTECTION
526	OTOROHANGA DISTRICT COUNCIL	RECOGNISE THE IMPORTANCE OF THE DISTRICTS RURAL CHARACTER	THAT RURAL ACTIVITIES TAKE PRECEDENCE IN THE RURAL AREA
527	OTOROHANGA DISTRICT COUNCIL	RECOGNISE THE IMPORTANCE OF THE DISTRICTS RURAL CHARACTER	THAT THE COMMUNITY RECOGNISES THE NATURAL HISTORICAL OR OUTSTANDING LANDSCAPES THAT ARE PROTECTED BY LANDOWNERS
528	OTOROHANGA DISTRICT COUNCIL	RECOGNISE THE IMPORTANCE OF THE DISTRICTS RURAL CHARACTER	THE RURAL ENVIRONMENT IS NOT A DUMPING GROUND
529	PALMERSTON NORTH CITY COUNCIL	BUSINESSES GROW HERE AND PEOPLE HAVE LOTS OF JOB OPPORTUNITIES	ONE OF THE KEY REASONS PEOPLE MOVE TO A NEW CITY IS TO GET A NEW JOB IF PEOPLE ARE ATTRACTED TO A CITY IT WILL EXPERIENCE POPULATION GROWTH WHICH THEN CREATES MORE JOBS
530	PALMERSTON NORTH CITY COUNCIL	PALMERSTON NORTH IS ATTRACTIVE CLEAN AND GREEN	PEOPLE ARE BECOMING MORE ENVIRONMENTALLY AWARE AND ARE ATTRACTED TO CITIES THAT LOOK AFTER THEIR ENVIRONMENTS
531	PALMERSTON NORTH CITY COUNCIL	PALMERSTON NORTHS PHYSICAL INFRASTRUCTURE IS RELIABLE	CITIES WITH POOR INFRASTRUCTURE DO NOT ATTRACT PEOPLE AS GOOD PLACES TO LIVE
532	PALMERSTON NORTH CITY COUNCIL	PEOPLE ARE WELLHOUSED AND HEALTHY	PEOPLE ARE ATTRACTED TO A CITY WITH A GOOD RANGE OF HOUSING ESPECIALLY AFFORDABLE HOUSING AND GOOD HEALTH SERVICES HAVING LOTS OF PEOPLE IN A CITY ALSO MEANS A GREATER RANGE OF HEALTH SERVICES CAN BE PROVIDED
533	PALMERSTON NORTH CITY COUNCIL	PEOPLE CAN EASILY MOVE AROUND THE CITY	CITIES WITH POOR TRANSPORT NETWORKS WHERE THEY ARE LOTS OF TRAVEL DELAYS ARE NOT ATTRACTIVE PLACES TO LIVE
534	PALMERSTON NORTH CITY COUNCIL	PEOPLE FEEL SAFE	CITIES THAT HAVE A REPUTATION FOR BEING UNSAFE FIND IT DIFFICULT TO ATTRACT NEW RESIDENTS WHETHER THEY ARE THINKING OF COMING HERE FOR WORK OR STUDY
535	PALMERSTON NORTH CITY COUNCIL	PEOPLE HAVE LOTS OF FUN THINGS TO DO	PEOPLE ARE ATTRACTED TO A CITY WITH LOTS OF LEISURE OPPORTUNITIES FOR THEM AND THEIR FAMILIES THE MORE PEOPLE LIVING IN A CITY THE WIDER THE RANGE OF GROUPS THAT CAN HELP MEET PEOPLES DIFFERENT LEISURE INTERESTS
536	PALMERSTON NORTH CITY COUNCIL	PEOPLE HAVE LOTS OF LEARNING OPPORTUNITIES	PEOPLE ARE ATTRACTED TO A CITY WITH LOTS OF FORMAL AND INFORMAL EDUCATION OPPORTUNITIES FOR THEM AND THEIR FAMILIES

Appendix B: Community Well-being Statements by Councils

537	PALMERSTON NORTH CITY COUNCIL	THE COMMUNITY IS SUPPORTIVE AND PEOPLE AND ORGANISATIONS WORK TOGETHER	PEOPLE LIKE LIVING IN CITIES THAT HAVE GOOD COMMUNITY SPIRIT AND THAT SUPPORT THOSE IN NEED THE MORE PEOPLE THAT LIVE IN A CITY THE BIGGER THE VOLUNTEER BASE FOR COMMUNITY GROUPS
538	PORIRUA CITY COUNCIL	A SAFE CITY	WE ARE READY FOR EMERGENCIES
539	PORIRUA CITY COUNCIL	A SAFE CITY	WE ARE SAFE
540	PORIRUA CITY COUNCIL	A VALUED NATURAL ENVIRONMENT	WE KNOW HOW IMPORTANT OUR LAND AND HARBOUR ENVIRONMENTS ARE
541	PORIRUA CITY COUNCIL	A VALUED NATURAL ENVIRONMENT	WE LOOK AFTER OUR ENVIRONMENT
542	PORIRUA CITY COUNCIL	ACTIVE HEALTHY	WE KNOW ABOUT AND USE HEALTH SERVICES WHEN WE NEED THEM
543	PORIRUA CITY COUNCIL	ACTIVE HEALTHY	WE LIVE HEALTHILY
544	PORIRUA CITY COUNCIL	LEARNING FOR LIFE	WE ACHIEVE
545	PORIRUA CITY COUNCIL	LEARNING FOR LIFE	WE LEARN SOMETHING NEW EVERYDAY
546	PORIRUA CITY COUNCIL	MULTICULTURAL CREATIVE	THERES LOTS HAPPENING AND WE TAKE PART
547	PORIRUA CITY COUNCIL	MULTICULTURAL CREATIVE	WE ARE CREATIVE AND CELEBRATE OUR SUCCESSES
548	PORIRUA CITY COUNCIL	MULTICULTURAL CREATIVE	WE ARE PROUD OF WHO WE ARE AND WHERE WE LIVE
549	PORIRUA CITY COUNCIL	PROSPEROUS	OUR BUSINESSES AND ENTERPRISES ARE KNOWN WORLDWIDE FOR INNOVATION
550	PORIRUA CITY COUNCIL	PROSPEROUS	WE HAVE A SUCCESSFUL RANGE OF BUSINESSES AND ENTERPRISES
551	PORIRUA CITY COUNCIL	PROSPEROUS	WE HAVE ACCESS TO GOOD JOBS FOR OUR SKILLS
552	PORIRUA CITY COUNCIL	STRONG FAMILIES PEOPLE YOUNG OLD	WE FEEL GOOD ENJOY OUR LIVES AND CARE FOR OUR COMMUNITY
553	PORIRUA CITY COUNCIL	STRONG FAMILIES PEOPLE YOUNG OLD	WE INVEST IN OUR FAMILIES AND YOUNG PEOPLE AND VALUE THE SKILLS AND EXPERIENCE OF OUR OLDER PEOPLE
554	PORIRUA CITY COUNCIL	STRONG FAMILIES PEOPLE YOUNG OLD	WE KNOW ABOUT THE PEOPLE OF OUR CITY
555	PORIRUA CITY COUNCIL	SUSTAINABLY DESIGNED BUILT	OUR HOUSING MEETS OUR COMMUNITIES NEEDS
556	PORIRUA CITY COUNCIL	SUSTAINABLY DESIGNED BUILT	WE LIVE SUSTAINABLY
557	PORIRUA CITY COUNCIL	SUSTAINABLY DESIGNED BUILT	WE PLAN OUR CITY WELL
558	PORIRUA CITY COUNCIL	WELL CONNECTED ON THE MOVE	WE ARE CONNECTED TO THE WORLD
559	PORIRUA CITY COUNCIL	WELL CONNECTED ON THE MOVE	WE GET TO WHERE WE WANT
560	PORIRUA CITY COUNCIL	WELL CONNECTED ON THE MOVE	WE KNOW WHATS GOING ON
561	QUEENSTOWN LAKES DISTRICT COUNCIL	A SAFE AND HEALTHY COMMUNITY THAT IS STRONG DIVERSE AND INCLUSIVE FOR PEOPLE OF ALL AGE GROUPS AND INCOMES	A SAFE AND HEALTHY COMMUNITY THAT IS STRONG DIVERSE AND INCLUSIVE FOR PEOPLE OF ALL AGE GROUPS AND INCOMES
562	QUEENSTOWN LAKES DISTRICT COUNCIL	A STRONG AND DIVERSE ECONOMY	A STRONG AND DIVERSE ECONOMY
563	QUEENSTOWN LAKES DISTRICT COUNCIL	EFFECTIVE AND EFFICIENT INFRASTRUCTURE	EFFECTIVE AND EFFICIENT INFRASTRUCTURE
564	QUEENSTOWN LAKES DISTRICT COUNCIL	HIGH QUALITY URBAN ENVIRONMENTS RESPECTFUL OF THE CHARACTER OF INDIVIDUAL COMMUNITIES	HIGH QUALITY URBAN ENVIRONMENTS RESPECTFUL OF THE CHARACTER OF INDIVIDUAL COMMUNITIES

Appendix B: Community Well-being Statements by Councils

565	QUEENSTOWN LAKES DISTRICT COUNCIL	PROTECTION AND CELEBRATION OF THE DISTRICTS LOCAL CULTURAL HERITAGE	PROTECTION AND CELEBRATION OF THE DISTRICTS LOCAL CULTURAL HERITAGE
566	QUEENSTOWN LAKES DISTRICT COUNCIL	QUALITY LANDSCAPES AND NATURAL ENVIRONMENT AND ENHANCED PUBLIC ACCESS	QUALITY LANDSCAPES AND NATURAL ENVIRONMENT AND ENHANCED PUBLIC ACCESS
567	RANGITIKEI DISTRICT COUNCIL	A BUOYANT DISTRICT ECONOMY	A BUOYANT DISTRICT ECONOMY
568	RANGITIKEI DISTRICT COUNCIL	A SAFE AND CARING COMMUNITY	A SAFE AND CARING COMMUNITY
569	RANGITIKEI DISTRICT COUNCIL	A TREASURED NATURAL ENVIRONMENT	A TREASURED NATURAL ENVIRONMENT
570	RANGITIKEI DISTRICT COUNCIL	ENJOYING LIFE IN THE RANGITIKEI	ENJOYING LIFE IN THE RANGITIKEI
571	RANGITIKEI DISTRICT COUNCIL	GOOD ACCESS TO HEALTH SERVICES	GOOD ACCESS TO HEALTH SERVICES
572	RANGITIKEI DISTRICT COUNCIL	LIFELONG EDUCATIONAL OPPORTUNITIES	LIFELONG EDUCATIONAL OPPORTUNITIES
573	ROTORUA DISTRICT COUNCIL	A COMMUNITY THAT RESPECTS ITS ENVIRONMENT	A COMMUNITY THAT RESPECTS ITS ENVIRONMENT
574	ROTORUA DISTRICT COUNCIL	A COMMUNITY THAT VALUES ITS LIVING MAORI CULTURE	A COMMUNITY THAT VALUES ITS LIVING MAORI CULTURE
575	ROTORUA DISTRICT COUNCIL	A COMMUNITY WITH EXCELLENT FACILITIES AND SERVICES	A COMMUNITY WITH EXCELLENT FACILITIES AND SERVICES
576	ROTORUA DISTRICT COUNCIL	A COMMUNITY WITH EXCELLENT FACILITIES AND SERVICES	A COMMUNITY WITH EXCELLENT FACILITIES AND SERVICES
577	ROTORUA DISTRICT COUNCIL	A HEALTHY COMMUNITY	A HEALTHY COMMUNITY
578	ROTORUA DISTRICT COUNCIL	A LEARNING COMMUNITY	A LEARNING COMMUNITY
579	ROTORUA DISTRICT COUNCIL	A PROSPEROUS COMMUNITY	A PROSPEROUS COMMUNITY
580	ROTORUA DISTRICT COUNCIL	A SAFE AND CARING COMMUNITY	A SAFE AND CARING COMMUNITY
581	ROTORUA DISTRICT COUNCIL	HAPPENING COMMUNITY	HAPPENING COMMUNITY
582	RUAPEHU DISTRICT COUNCIL	CULTURAL WELLBEING	CULTURAL WELLBEING
583	RUAPEHU DISTRICT COUNCIL	ECONOMIC WELLBEING	ECONOMIC WELLBEING
584	RUAPEHU DISTRICT COUNCIL	ENVIRONMENTAL WELLBEING	ENVIRONMENTAL WELLBEING
585	RUAPEHU DISTRICT COUNCIL	SOCIAL WELLBEING	SOCIAL WELLBEING
586	SELWYN DISTRICT COUNCIL	CULTURE	A COMMUNITY WHICH VALUES ITS CULTURE AND HERITAGE
587	SELWYN DISTRICT COUNCIL	ECONOMIC	A PROSPEROUS COMMUNITY
588	SELWYN DISTRICT COUNCIL	ECONOMIC	AN ACCESSIBLE DISTRICT
589	SELWYN DISTRICT COUNCIL	ENVIRONMENT	A CLEAN ENVIRONMENT
590	SELWYN DISTRICT COUNCIL	ENVIRONMENT	A RURAL DISTRICT
591	SELWYN DISTRICT COUNCIL	SOCIAL	A HEALTHY COMMUNITY
592	SELWYN DISTRICT COUNCIL	SOCIAL	A SAFE PLACE IN WHICH TO LIVE WORK AND PLAY
593	SELWYN DISTRICT COUNCIL	SOCIAL	AN EDUCATED COMMUNITY

Appendix B: Community Well-being Statements by Councils

594	SOUTH TARANAKI DISTRICT COUNCIL	PROSPEROUS	A DISTRICT THAT BOASTS A SUSTAINABLE RESILIENT AND INNOVATIVE ECONOMY HAS ACCESSIBLE AND INTEGRATED INFRASTRUCTURE COMMUNITY SERVICES AND OPEN SPACE THAT PROSPER WITHIN THE NATURAL AND SOCIAL ENVIRONMENT
595	SOUTH TARANAKI DISTRICT COUNCIL	SUSTAINABLE	A DISTRICT THAT APPRECIATES ITS NATURAL ENVIRONMENT AND ITS PHYSICAL AND HUMAN RESOURCES IN PLANNING DELIVERY AND PROTECTION
596	SOUTH TARANAKI DISTRICT COUNCIL	TOGETHER	A DISTRICT THAT LEADS WITH CARE WORKS TOGETHER ADVOCATES FOR ITS PEOPLE AND ENABLES PEOPLE TO HAVE A STRONG AND DISTINCTIVE SENSE OF IDENTITY
597	SOUTH TARANAKI DISTRICT COUNCIL	VIBRANT	A DISTRICT THAT PROVIDES A HIGH QUALITY AND DIVERSE CULTURAL AND RECREATIONAL EXPERIENCE AND ENCOURAGES INDEPENDENCE AND CREATIVITY
598	SOUTH WAIKATO DISTRICT COUNCIL	A BETTER ENVIRONMENT FOR OUR CHILDREN	COMMUNITY WASTE IS DISPOSED OF WITH MINIMAL IMPACT ON THE ENVIRONMENT AND PEOPLE ARE ENCOURAGED TO RECYCLE AND REDUCE WASTE
599	SOUTH WAIKATO DISTRICT COUNCIL	A BETTER ENVIRONMENT FOR OUR CHILDREN	ECONOMIC GROWTH IS IN KEEPING WITH THE SPECIAL CHARACTER AND ENVIRONMENT OF THE DISTRICT
600	SOUTH WAIKATO DISTRICT COUNCIL	A BETTER ENVIRONMENT FOR OUR CHILDREN	MĀORI STEWARDSHIP OF THE DISTRICTS ENVIRONMENT IS ACKNOWLEDGED AND MĀORI ARE ACTIVELY INVOLVED IN PLANNING AND MANAGING NATURAL RESOURCES
601	SOUTH WAIKATO DISTRICT COUNCIL	A BETTER ENVIRONMENT FOR OUR CHILDREN	THE DISTRICTS WATERWAYS AND SENSITIVE AREAS ARE MONITORED AND PROTECTED
602	SOUTH WAIKATO DISTRICT COUNCIL	A BETTER ENVIRONMENT FOR OUR CHILDREN	THE QUALITY OF THE DISTRICTS NATURAL ENVIRONMENT IS MONITORED PROTECTED AND MAINTAINED AND PEOPLE ARE ENCOURAGED TO RESPECT AND UNDERSTAND THEIR ENVIRONMENT
603	SOUTH WAIKATO DISTRICT COUNCIL	A BETTER ENVIRONMENT FOR OUR CHILDREN	YOUNG PEOPLE ARE ACTIVELY INVOLVED IN CARING FOR THEIR ENVIRONMENT
604	SOUTH WAIKATO DISTRICT COUNCIL	PROSPERITY FOR ALL	EXISTING BUSINESSES AND INDUSTRIES ARE RETAINED AND SUPPORTED
605	SOUTH WAIKATO DISTRICT COUNCIL	PROSPERITY FOR ALL	NEW BUSINESS STARTUPS ARE ENCOURAGED
606	SOUTH WAIKATO DISTRICT COUNCIL	PROSPERITY FOR ALL	SOUTH WAIKATO HAS QUALITY INFRASTRUCTURE TO SUPPORT COMMUNITIES AND BUSINESSES
607	SOUTH WAIKATO DISTRICT COUNCIL	PROSPERITY FOR ALL	SOUTH WAIKATO YOUNG PEOPLE HAVE A FUTURE IN THE DISTRICTS WORKFORCE
608	SOUTH WAIKATO DISTRICT COUNCIL	PROSPERITY FOR ALL	THE ECONOMIC POTENTIAL OF MĀORI AND PACIFIC ISLAND COMMUNITIES IS FULFILLED

Appendix B: Community Well-being Statements by Councils

609	SOUTH WAIKATO DISTRICT COUNCIL PROSPERITY FOR ALL	TOURISM IS DEVELOPED AS A KEY INDUSTRY AND THE POTENTIAL OF THE WAIKATO RIVER IS REALISED
610	SOUTH WAIKATO DISTRICT COUNCIL STANDING TALL TOGETHER	MĀORI AND PACIFIC ISLAND PEOPLES ARE CONSULTED IN WAYS APPROPRIATE TO THEM
611	SOUTH WAIKATO DISTRICT COUNCIL STANDING TALL TOGETHER	MĀORI PACIFIC ISLAND AND OTHER CULTURES ARE RECOGNISED UNDERSTOOD AND CELEBRATED
612	SOUTH WAIKATO DISTRICT COUNCIL STANDING TALL TOGETHER	SOUTH WAIKATO HAS A POSITIVE IMAGE TO ANCHOR COMMUNITY PRIDE AND NEW INVESTMENT
613	SOUTH WAIKATO DISTRICT COUNCIL STANDING TALL TOGETHER	SOUTH WAIKATO IS RENOWNED FOR ITS FLOURISHING ARTS AND CULTURE
614	SOUTH WAIKATO DISTRICT COUNCIL STANDING TALL TOGETHER	SOUTH WAIKATOS HISTORY IS PROTECTED AND PRESERVED
615	SOUTH WAIKATO DISTRICT COUNCIL STANDING TALL TOGETHER	YOUNG PEOPLE ARE INVOLVED IN ORGANISING EVENTS AND PARTICIPATING IN DECISIONS THAT AFFECT THEM
616	SOUTH WAIKATO DISTRICT COUNCIL TOWNS WE ARE PROUD OF	SOUTH WAIKATO HAS ATTRACTIVE URBAN AREAS OPEN SPACES AND PRIVATE PROPERTIES THAT PEOPLE TAKE PRIDE IN
617	SOUTH WAIKATO DISTRICT COUNCIL TOWNS WE ARE PROUD OF	THE DISTRICTS URBAN ENVIRONMENTS ARE KEPT CLEAN AND TIDY AND THERE IS A WIDESPREAD CULTURE OF RESPECT FOR OUR COMMUNITIES AND IDENTITY
618	SOUTH WAIKATO DISTRICT COUNCIL TOWNS WE ARE PROUD OF	URBAN DESIGN CATERS FOR THE ELDERLY AND MOBILITY IMPAIRED
619	SOUTH WAIKATO DISTRICT COUNCIL VIBRANT GROWING COMMUNITIES	AIR QUALITY AND HEALTH ARE IMPROVED THROUGH BETTER INSULATED HOMES AND CLEAN BURNING
620	SOUTH WAIKATO DISTRICT COUNCIL VIBRANT GROWING COMMUNITIES	EVERYONE HAS THE OPPORTUNITY AND ENCOURAGEMENT TO LEAD A HEALTHY ACTIVE LIFESTYLE
621	SOUTH WAIKATO DISTRICT COUNCIL VIBRANT GROWING COMMUNITIES	FACILITIES SERVICES AND COMMUNITY EVENTS ARE AFFORDABLE AND ACCESSIBLE
622	SOUTH WAIKATO DISTRICT COUNCIL VIBRANT GROWING COMMUNITIES	HEALTH CARE AND EDUCATION ARE WELL RESOURCED AND ACCESSIBLE FOR ALL PEOPLE
623	SOUTH WAIKATO DISTRICT COUNCIL VIBRANT GROWING COMMUNITIES	PEOPLE ARE CONNECTED WITH EMPLOYMENT AND ACTIVITIES THEY WANT TO DO
624	SOUTH WAIKATO DISTRICT COUNCIL VIBRANT GROWING COMMUNITIES	PEOPLE ARE SAFE AT HOME AND IN THE COMMUNITY
625	SOUTH WAIKATO DISTRICT COUNCIL VIBRANT GROWING COMMUNITIES	SOUTH WAIKATO COMMUNITIES ARE SUPPORTIVE OF EACH OTHER AND HAVE STRONG COMMUNITY SPIRIT
626	SOUTH WAIKATO DISTRICT COUNCIL VIBRANT GROWING COMMUNITIES	TRANSPORT SERVICES ARE SAFE AND EFFICIENT
627	SOUTH WAIKATO DISTRICT COUNCIL VIBRANT GROWING COMMUNITIES	YOUNG PEOPLE ARE PROVIDED WITH CONSTRUCTIVE ACTIVITIES OUTSIDE OF SCHOOL

Appendix B: Community Well-being Statements by Councils

628	SOUTH WAIRARAPA DISTRICT COUNCIL	A PLACE THATS ACCESSIBLE AND EASY TO GET AROUND WELL SERVED BY A RANGE OF	TRANSPORT OPTIONS INCLUDING ROADING LOCAL AND REGIONAL SERVICES AND TELECOMMUNICATIONS
629	SOUTH WAIRARAPA DISTRICT COUNCIL	EDUCATED AND KNOWLEDGEABLE PEOPLE	EDUCATIONAL AND KNOWLEDGEABLE PEOPLE WHO FEEL CONFIDENT THAT THEY CAN ACHIEVE THEIR ASPIRATIONS
630	SOUTH WAIRARAPA DISTRICT COUNCIL	HEALTHY AND ECONOMICALLY SECURE PEOPLE	WORKING TOWARDS HEALTHY AND WELL HOUSED PEOPLE WHO ARE ECONOMICALLY SECURE ACTIVE AND INVOLVED IN THEIR COMMUNITY
631	SOUTH WAIRARAPA DISTRICT COUNCIL	SUSTAINABLE SOUTH WAIRARAPA	A SUSTAINABLY MANAGED DISTRICT WHERE ECONOMIC DEVELOPMENT AND ENVIRONMENTAL MANAGEMENT GO HAND IN HAND
632	SOUTH WAIRARAPA DISTRICT COUNCIL	VIBRANT AND STRONG COMMUNITIES	A PLACE WHERE PEOPLE FEEL SAFE ARE PROUD TO LIVE AND HAVE A SENSE OF BELONGING
633	SOUTHLAND DISTRICT COUNCIL	A DIVERSE ECONOMY BUILT FROM OUR STRENGTHS FOR GROWTH AND PROSPERITY	A DIVERSE ECONOMY BUILT FROM OUR STRENGTHS FOR GROWTH AND PROSPERITY
634	SOUTHLAND DISTRICT COUNCIL	A TREASURED ENVIRONMENT WHICH WE CARE FOR AND WHICH SUPPORTS US NOW AND INTO THE FUTURE	A TREASURED ENVIRONMENT WHICH WE CARE FOR AND WHICH SUPPORTS US NOW AND INTO THE FUTURE
635	SOUTHLAND DISTRICT COUNCIL	A WELLEDUCATED AND SKILLED COMMUNITY CONTINUALLY SEEKING FURTHER OPPORTUNITIES TO LEARN	A WELLEDUCATED AND SKILLED COMMUNITY CONTINUALLY SEEKING FURTHER OPPORTUNITIES TO LEARN
636	SOUTHLAND DISTRICT COUNCIL	SAFE PLACES IN A CARING SOCIETY THAT IS FREE FROM CRIME	SAFE PLACES IN A CARING SOCIETY THAT IS FREE FROM CRIME
637	SOUTHLAND DISTRICT COUNCIL	SOUTHLAND IS A GREAT PLACE TO LIVE	SOUTHLAND IS A GREAT PLACE TO LIVE
638	SOUTHLAND DISTRICT COUNCIL	STRONG EFFECTIVE LEADERSHIP TAKING US INTO THE FUTURE	STRONG EFFECTIVE LEADERSHIP TAKING US INTO THE FUTURE
639	SOUTHLAND DISTRICT COUNCIL	WE ARE HEALTHY PEOPLE	WE ARE HEALTHY PEOPLE
640	SOUTHLAND REGIONAL COUNCIL	A DIVERSE ECONOMY BUILT FROM OUR STRENGTHS FOR GROWTH AND PROSPERITY	A DIVERSE ECONOMY BUILT FROM OUR STRENGTHS FOR GROWTH AND PROSPERITY
641	SOUTHLAND REGIONAL COUNCIL	A TREASURED ENVIRONMENT WHICH WE CARE FOR AND WHICH SUPPORTS US NOW AND INTO THE FUTURE	A TREASURED ENVIRONMENT WHICH WE CARE FOR AND WHICH SUPPORTS US NOW AND INTO THE FUTURE
642	SOUTHLAND REGIONAL COUNCIL	A WELLEDUCATED AND SKILLED COMMUNITY CONTINUALLY SEEKING FURTHER OPPORTUNITIES TO LEARN	A WELLEDUCATED AND SKILLED COMMUNITY CONTINUALLY SEEKING FURTHER OPPORTUNITIES TO LEARN
643	SOUTHLAND REGIONAL COUNCIL	SAFE PLACES IN A CARING SOCIETY THAT IS FREE FROM CRIME	SAFE PLACES IN A CARING SOCIETY THAT IS FREE FROM CRIME
644	SOUTHLAND REGIONAL COUNCIL	SOUTHLAND IS A GREAT PLACE TO LIVE	SOUTHLAND IS A GREAT PLACE TO LIVE
645	SOUTHLAND REGIONAL COUNCIL	STRONG EFFECTIVE LEADERSHIP TAKING US INTO THE FUTURE	STRONG EFFECTIVE LEADERSHIP TAKING US INTO THE FUTURE

Appendix B: Community Well-being Statements by Councils

646	SOUTHLAND REGIONAL COUNCIL	WE ARE HEALTHY PEOPLE	WE ARE HEALTHY PEOPLE
647	STRATFORD DISTRICT COUNCIL	CONNECTED TARANAKI	A REGION THAT DELIVERS ACCESSIBLE AND INTEGRATED INFRASTRUCTURE TRANSPORT AND COMMUNICATIONS SYSTEMS WHICH MEET THE NEEDS OF RESIDENTS BUSINESS AND VISITORS
648	STRATFORD DISTRICT COUNCIL	PROSPEROUS TARANAKI	A REGION THAT BOASTS A SUSTAINABLE RESILIENT AND INNOVATIVE ECONOMY THAT PROSPERS WITHIN THE NATURAL AND SOCIAL ENVIRONMENT
649	STRATFORD DISTRICT COUNCIL	SECURE HEALTHY TARANAKI	A REGION THAT PROVIDES A SAFE HEALTHY FRIENDLY PLACE TO LIVE WORK OR VISIT
650	STRATFORD DISTRICT COUNCIL	SKILLED TARANAKI	A REGION THAT VALUES AND SUPPORTS LEARNING SO THAT ALL PEOPLE CAN PLAY A FULL AND ACTIVE ROLE IN ITS SOCIAL CULTURAL AND ECONOMIC LIFE
651	STRATFORD DISTRICT COUNCIL	SUSTAINABLE TARANAKI	A REGION THAT APPRECIATES ITS NATURAL ENVIRONMENT AND ITS PHYSICAL AND HUMAN RESOURCES IN PLANNING DELIVERY AND PROTECTION
652	STRATFORD DISTRICT COUNCIL	TOGETHER TARANAKI	A REGION THAT IS CARING AND INCLUSIVE WORKS TOGETHER AND ENABLES PEOPLE TO HAVE A STRONG AND DISTINCTIVE SENSE OF IDENTITY
653	STRATFORD DISTRICT COUNCIL	VIBRANT TARANAKI	A REGION THAT PROVIDES HIGH QUALITY AND DIVERSE CULTURAL AND RECREATIONAL EXPERIENCES AND ENCOURAGES INDEPENDENCE AND CREATIVITY
654	TARANAKI REGIONAL COUNCIL	CONNECTED TARANAKI	A REGION THAT DELIVERS ACCESSIBLE AND INTEGRATED INFRASTRUCTURE TRANSPORT AND COMMUNICATIONS SYSTEMS WHICH MEET THE NEEDS OF RESIDENTS BUSINESS AND VISITORS
655	TARANAKI REGIONAL COUNCIL	PROSPEROUS TARANAKI	A REGION THAT BOASTS A SUSTAINABLE RESILIENT AND INNOVATIVE ECONOMY THAT PROSPERS WITHIN THE NATURAL AND SOCIAL ENVIRONMENT
656	TARANAKI REGIONAL COUNCIL	SECURE AND HEALTHY TARANAKI	A REGION THAT PROVIDES A SAFE HEALTHY AND FRIENDLY PLACE TO LIVE WORK OR VISIT
657	TARANAKI REGIONAL COUNCIL	SKILLED TARANAKI	A REGION THAT VALUES AND SUPPORTS LEARNING SO THAT ALL PEOPLE CAN PLAY A FULL AND ACTIVE ROLE IN ITS SOCIAL CULTURAL AND ECONOMIC LIFE
658	TARANAKI REGIONAL COUNCIL	SUSTAINABLE TARANAKI	A REGION THAT APPRECIATES ITS NATURAL ENVIRONMENT AND ITS PHYSICAL AND HUMAN RESOURCES IN PLANNING DELIVERY AND PROTECTION
659	TARANAKI REGIONAL COUNCIL	TOGETHER TARANAKI	A REGION THAT IS CARING AND INCLUSIVE WORKS TOGETHER AND ENABLES PEOPLE TO HAVE A STRONG AND DISTINCTIVE SENSE OF IDENTITY
660	TARANAKI REGIONAL COUNCIL	VIBRANT TARANAKI	A REGION THAT PROVIDES HIGH QUALITY AND DIVERSE CULTURAL AND RECREATIONAL EXPERIENCES AND ENCOURAGES INDEPENDENCE AND CREATIVITY
661	TARARUA DISTRICT COUNCIL	A HIGH STANDARD OF INFRASTRUCTURE	A TRANSPORT NETWORK THAT PROVIDES FOR THE SAFE AND CONVENIENT MOVEMENT OF PEOPLE AND GOODS ATTRACTIVE WELL MAINTAINED TOWNS AND PUBLIC AMENITIES THAT OUR COMMUNITY IS PROUD OF
662	TARARUA DISTRICT COUNCIL	A SAFE COMMUNITY	A COMMUNITY FREE FROM CRIME VIOLENCE ABUSE OR HARM

Appendix B: Community Well-being Statements by Councils

663	TARARUA DISTRICT COUNCIL	A STRONG PROSPEROUS ECONOMY	A VIBRANT PROSPEROUS ECONOMY THAT CREATES EMPLOYMENT OPPORTUNITIES AND SUPPORTS BUSINESS DEVELOPMENT PRODUCTIVE LAND USE TOURISM AND COMMUNITY INITIATIVES A DISTRICT THAT ATTRACTS VISITORS AND ATTRACTS AND RETAINS RESIDENTS
664	TARARUA DISTRICT COUNCIL	A SUSTAINABLE NATURAL ENVIRONMENT	EFFECTIVE AND EFFICIENT WASTE MANAGEMENT FOR SUSTAINABILITY OF OUR NATURAL ENVIRONMENT A NATURAL ENVIRONMENT THAT IS PROTECTED PRESERVED AND ENHANCED FOR PRESENT AND FUTURE GENERATIONS
665	TARARUA DISTRICT COUNCIL	ACCESS TO LOCAL SERVICES	ACCESS TO LOCAL HOSPITAL AND HEALTH SERVICES EDUCATION AND TRAINING PROGRAMMES TELECOMMUNICATION PUBLIC TRANSPORT CHILDCARE RETAIL AND BANKING SERVICES THAT MEET THE NEEDS OF THE COMMUNITY
666	TARARUA DISTRICT COUNCIL	CONNECTED COMMUNITY	A COMMUNITY THAT HAS ACCESS TO AND PARTICIPATES IN SPORT RECREATION AND SOCIAL ACTIVITIES OUR COMMUNITY HAS A GREATER SAY IN THE ISSUES THAT AFFECT THEM AND THEIR WISHES AND NEEDS ARE LISTENED TO OUR COMMUNITYS CULTURE AND HERITAGE IS CELEBRATED AND PRESERVED FOR FUTURE GENERATIONS ARTS AND CULTURE ARE SUPPORTED BY THE COMMUNITY
667	TASMAN DISTRICT COUNCIL	OUR BUILT URBAN AND RURAL ENVIRONMENTS ARE FUNCTIONAL PLEASANT SAFE AND SUSTAINABLY MANAGED	AS A COMMUNITY WE HAVE DEVELOPED METHODS AND STRATEGIES TO MANAGE FUTURE DEVELOPMENT WHILE PROTECTING OUR GREEN SPACES AND OUR TREASURED WAY OF LIFE
668	TASMAN DISTRICT COUNCIL	OUR BUILT URBAN AND RURAL ENVIRONMENTS ARE FUNCTIONAL PLEASANT SAFE AND SUSTAINABLY MANAGED	CREATIVE PLANNING PROCESSES CONTINUE TO VALUE RURAL LAND USE
669	TASMAN DISTRICT COUNCIL	OUR BUILT URBAN AND RURAL ENVIRONMENTS ARE FUNCTIONAL PLEASANT SAFE AND SUSTAINABLY MANAGED	OUR BUILT ENVIRONMENT ENHANCES THE QUALITIES OF OUR UNIQUE AND SPECIAL NATURAL ENVIRONMENT
670	TASMAN DISTRICT COUNCIL	OUR BUILT URBAN AND RURAL ENVIRONMENTS ARE FUNCTIONAL PLEASANT SAFE AND SUSTAINABLY MANAGED	OUR BUILT ENVIRONMENT IS ROBUST AND MEETS THE NEEDS OF ALL ITS USERS
671	TASMAN DISTRICT COUNCIL	OUR BUILT URBAN AND RURAL ENVIRONMENTS ARE FUNCTIONAL PLEASANT SAFE AND SUSTAINABLY MANAGED	OUR BUILT ENVIRONMENT IS WELL PLANNED AND WELL MAINTAINED
672	TASMAN DISTRICT COUNCIL	OUR BUILT URBAN AND RURAL ENVIRONMENTS ARE FUNCTIONAL PLEASANT SAFE AND SUSTAINABLY MANAGED	OUR FAMILYFOCUSED COMMUNITIES ARE ENVIRONMENTALLY SENSITIVE
673	TASMAN DISTRICT COUNCIL	OUR BUILT URBAN AND RURAL ENVIRONMENTS ARE FUNCTIONAL PLEASANT SAFE AND SUSTAINABLY MANAGED	THE NEEDS OF PEOPLE AND COMMUNITIES WELL INTO THE FUTURE ARE THE HEART OF OUR URBAN PLANNING PROCESS

Appendix B: Community Well-being Statements by Councils

674	TASMAN DISTRICT COUNCIL	OUR BUILT URBAN AND RURAL ENVIRONMENTS ARE FUNCTIONAL PLEASANT SAFE AND SUSTAINABLY MANAGED	TREES ARE A VALUED PART OF OUR LANDSCAPES
675	TASMAN DISTRICT COUNCIL	OUR BUILT URBAN AND RURAL ENVIRONMENTS ARE FUNCTIONAL PLEASANT SAFE AND SUSTAINABLY MANAGED	WE RETAIN OUR RURAL CHARACTER PEACEFULNESS AND SENSE OF BELONGING
676	TASMAN DISTRICT COUNCIL	OUR COMMUNITY UNDERSTANDS REGIONAL HISTORY HERITAGE AND CULTURE	SUPPORTING OUR DYNAMIC ARTS SECTOR PROMOTES CREATIVE THINKING IN ALL ASPECTS OF COMMUNITY LIFE
677	TASMAN DISTRICT COUNCIL	OUR COMMUNITY UNDERSTANDS REGIONAL HISTORY HERITAGE AND CULTURE	THE SPECIAL PLACE OF MĀORI IN OUR COMMUNITY IS RECOGNISED AND RESPECTED
678	TASMAN DISTRICT COUNCIL	OUR COMMUNITY UNDERSTANDS REGIONAL HISTORY HERITAGE AND CULTURE	WE ARE A FORWARDTHINKING AND TOLERANT SOCIETY WHERE CULTURAL DIVERSITY IS EMBRACED
679	TASMAN DISTRICT COUNCIL	OUR COMMUNITY UNDERSTANDS REGIONAL HISTORY HERITAGE AND CULTURE	WE CELEBRATE OUR HERITAGE
680	TASMAN DISTRICT COUNCIL	OUR COMMUNITY UNDERSTANDS REGIONAL HISTORY HERITAGE AND CULTURE	WE UNDERSTAND THAT CARING FOR OTHERS AND THE ENVIRONMENT CREATES A STRONG SENSE OF COMMUNITY SPIRIT
681	TASMAN DISTRICT COUNCIL	OUR DIVERSE COMMUNITY ENJOYS ACCESS TO A RANGE OF SPIRITUAL CULTURAL SOCIAL EDUCATIONAL AND RECREATIONAL SERVICES	MEMBERS OF OUR COMMUNITY EXPLORE THE POTENTIAL AND PLAN FOR NEW FACILITIES AND SERVICES TOGETHER
682	TASMAN DISTRICT COUNCIL	OUR DIVERSE COMMUNITY ENJOYS ACCESS TO A RANGE OF SPIRITUAL CULTURAL SOCIAL EDUCATIONAL AND RECREATIONAL SERVICES	OUR COMMUNITY LIVES IN FAITH HOPE AND LOVE
683	TASMAN DISTRICT COUNCIL	OUR DIVERSE COMMUNITY ENJOYS ACCESS TO A RANGE OF SPIRITUAL CULTURAL SOCIAL EDUCATIONAL AND RECREATIONAL SERVICES	OUR EASYTOACCESS BEACHES PARKS AND RESERVES CREATE AN ACTIVE AND VIBRANT SOCIETY
684	TASMAN DISTRICT COUNCIL	OUR DIVERSE COMMUNITY ENJOYS ACCESS TO A RANGE OF SPIRITUAL CULTURAL SOCIAL EDUCATIONAL AND RECREATIONAL SERVICES	OUR LEISURE AND RECREATION FACILITIES PROVIDE A RANGE OF OPTIONS FOR SOCIAL INTERACTION AND ENCOURAGE PEOPLE TO BE ACTIVE AND INVOLVED
685	TASMAN DISTRICT COUNCIL	OUR DIVERSE COMMUNITY ENJOYS ACCESS TO A RANGE OF SPIRITUAL CULTURAL SOCIAL EDUCATIONAL AND RECREATIONAL SERVICES	OUR YOUTH ARE ENGAGED IN THINKING ABOUT AND CREATING OUR FUTURE
686	TASMAN DISTRICT COUNCIL	OUR DIVERSE COMMUNITY ENJOYS ACCESS TO A RANGE OF SPIRITUAL CULTURAL SOCIAL EDUCATIONAL AND RECREATIONAL SERVICES	THE PROVISION OF EDUCATION AND TRAINING OPPORTUNITIES ENHANCES OUR LIVES
687	TASMAN DISTRICT COUNCIL	OUR DIVERSE COMMUNITY ENJOYS ACCESS TO A RANGE OF SPIRITUAL CULTURAL SOCIAL EDUCATIONAL AND RECREATIONAL SERVICES	WE ENCOURAGE THE CELEBRATION OF FESTIVALS AND EVENTS IMPORTANT IN FAMILY LIFE

Appendix B: Community Well-being Statements by Councils

688	TASMAN DISTRICT COUNCIL	OUR GROWING AND SUSTAINABLE ECONOMY PROVIDES OPPORTUNITIES FOR US ALL	OUR BUSINESSFRIENDLY PROCESSES ASSIST BUSINESSES TO SET UP IN TASMAN DISTRICT
689	TASMAN DISTRICT COUNCIL	OUR GROWING AND SUSTAINABLE ECONOMY PROVIDES OPPORTUNITIES FOR US ALL	OUR CAN DO ATTITUDE IS THE FOUNDATION OF TASMAN DISTRICTS ECONOMIC SUCCESS
690	TASMAN DISTRICT COUNCIL	OUR GROWING AND SUSTAINABLE ECONOMY PROVIDES OPPORTUNITIES FOR US ALL	OUR DISTRICT SPECIALITY INDUSTRIES ARE MANAGED IN A RESPONSIBLE AND SUSTAINABLE WAY
691	TASMAN DISTRICT COUNCIL	OUR GROWING AND SUSTAINABLE ECONOMY PROVIDES OPPORTUNITIES FOR US ALL	THE COMMUNITY CONTINUES TO VALUE THE CONTRIBUTION OF PRIMARY INDUSTRY TO OUR DISTRICT
692	TASMAN DISTRICT COUNCIL	OUR GROWING AND SUSTAINABLE ECONOMY PROVIDES OPPORTUNITIES FOR US ALL	THERE ARE STABLE JOBS ACROSS DIVERSE INDUSTRIES
693	TASMAN DISTRICT COUNCIL	OUR GROWING AND SUSTAINABLE ECONOMY PROVIDES OPPORTUNITIES FOR US ALL	WE ENCOURAGE BUSINESSES WHICH COMPLEMENT THE CLEAN GREEN CHARACTER OF OUR AREA
694	TASMAN DISTRICT COUNCIL	OUR GROWING AND SUSTAINABLE ECONOMY PROVIDES OPPORTUNITIES FOR US ALL	WE WELCOME VISITORS AND NEWCOMERS AND SHARE OUR DISTINCTIVE LIFESTYLE WITH THEM
695	TASMAN DISTRICT COUNCIL	OUR PARTICIPATORY COMMUNITY CONTRIBUTES TO DISTRICT DECISIONMAKING AND DEVELOPMENT	OUR COMMUNITY LEADERS EXERCISE WISDOM AND COMMON SENSE IN DECISIONMAKING FOR THE FUTURE AND WORK TO BUILD STRONG HEALTHY COMMUNITIES
696	TASMAN DISTRICT COUNCIL	OUR PARTICIPATORY COMMUNITY CONTRIBUTES TO DISTRICT DECISIONMAKING AND DEVELOPMENT	OUR GOVERNANCE MODEL ALLOWS ALL COMMUNITIES AND THEIR VIEWS TO BE ADEQUATELY REPRESENTED
697	TASMAN DISTRICT COUNCIL	OUR PARTICIPATORY COMMUNITY CONTRIBUTES TO DISTRICT DECISIONMAKING AND DEVELOPMENT	OUR PLANNING IS PROACTIVE THOROUGH REALISTIC AND ANCHORED BY A SHARED VISION A BIG PICTURE AGAINST WHICH WE REFERENCE OUR CHOICES
698	TASMAN DISTRICT COUNCIL	OUR PARTICIPATORY COMMUNITY CONTRIBUTES TO DISTRICT DECISIONMAKING AND DEVELOPMENT	WE ACTIVELY WORK TOGETHER TO MAKE THE BEST LOCALLY SUPPORTED DECISIONS
699	TASMAN DISTRICT COUNCIL	OUR PARTICIPATORY COMMUNITY CONTRIBUTES TO DISTRICT DECISIONMAKING AND DEVELOPMENT	WE HAVE TAKEN RESPONSIBILITY FOR OUR FUTURE
700	TASMAN DISTRICT COUNCIL	OUR PARTICIPATORY COMMUNITY CONTRIBUTES TO DISTRICT DECISIONMAKING AND DEVELOPMENT	WE THINK DISCUSS AND PLAN AHEAD TO ENSURE OUR POPULATION IS BALANCED AND RESOURCED
701	TASMAN DISTRICT COUNCIL	OUR TRANSPORT AND ESSENTIAL SERVICES ARE SUFFICIENT EFFICIENT AND SUSTAINABLY MANAGED	EFFECTIVE PUBLIC TRANSPORT EXISTS ALONG THE MAIN ROUTES
702	TASMAN DISTRICT COUNCIL	OUR TRANSPORT AND ESSENTIAL SERVICES ARE SUFFICIENT EFFICIENT AND SUSTAINABLY MANAGED	EVERYONE IN TASMAN DISTRICT HAS ACCESS TO CLEAN WATER AND OUR SEWERAGE AND WASTE DISPOSAL SYSTEM ARE SUSTAINABLY AND EFFICIENTLY MANAGED

Appendix B: Community Well-being Statements by Councils

703	TASMAN DISTRICT COUNCIL	OUR TRANSPORT AND ESSENTIAL SERVICES ARE SUFFICIENT EFFICIENT AND SUSTAINABLY MANAGED	OUR COMMUNITIES ARE LINKED TOGETHER BY A NETWORK OF ROADS CYCLEWAYS AND WALKWAYS
704	TASMAN DISTRICT COUNCIL	OUR TRANSPORT AND ESSENTIAL SERVICES ARE SUFFICIENT EFFICIENT AND SUSTAINABLY MANAGED	OUR EFFECTIVE ROADING SYSTEM IS WELL MAINTAINED AND SAFE FOR ALL USERS INCLUDING NON MOTORISED USERS
705	TASMAN DISTRICT COUNCIL	OUR TRANSPORT AND ESSENTIAL SERVICES ARE SUFFICIENT EFFICIENT AND SUSTAINABLY MANAGED	OUR EXPANSIVE RECYCLING PROGRAMME IS SUPPORTED AND USED BY ALL OUR COMMUNITIES
706	TASMAN DISTRICT COUNCIL	OUR TRANSPORT AND ESSENTIAL SERVICES ARE SUFFICIENT EFFICIENT AND SUSTAINABLY MANAGED	OUR FUTURE GROWTH AND DEVELOPMENT TRENDS ARE CAREFULLY RESEARCHED AND MONITORED
707	TASMAN DISTRICT COUNCIL	OUR TRANSPORT AND ESSENTIAL SERVICES ARE SUFFICIENT EFFICIENT AND SUSTAINABLY MANAGED	OUR TRANSPORT AND ESSENTIAL SERVICE SYSTEMS ARE STEADILY AND REALISTICALLY UPGRADED TO MEET OUR NEEDS
708	TASMAN DISTRICT COUNCIL	OUR UNIQUE AND SPECIAL NATURAL ENVIRONMENT IS BOUNTIFUL HEALTHY CLEAN AND PROTECTED	OUR CHILDREN REAP THE REWARDS OF OUR STEWARDSHIP
709	TASMAN DISTRICT COUNCIL	OUR UNIQUE AND SPECIAL NATURAL ENVIRONMENT IS BOUNTIFUL HEALTHY CLEAN AND PROTECTED	OUR NATURAL ENVIRONMENT IS ENJOYED BY LOCAL PEOPLE AND VISITORS IN SUSTAINABLE NUMBERS
710	TASMAN DISTRICT COUNCIL	OUR UNIQUE AND SPECIAL NATURAL ENVIRONMENT IS BOUNTIFUL HEALTHY CLEAN AND PROTECTED	OUR USE OF ENERGY RESOURCES IS ENVIRONMENTALLY FRIENDLY EFFICIENT AND SUSTAINABLE
711	TASMAN DISTRICT COUNCIL	OUR UNIQUE AND SPECIAL NATURAL ENVIRONMENT IS BOUNTIFUL HEALTHY CLEAN AND PROTECTED	OUR WATERWAYS ARE CLEAN AND TEEMING WITH LIFE
712	TASMAN DISTRICT COUNCIL	OUR UNIQUE AND SPECIAL NATURAL ENVIRONMENT IS BOUNTIFUL HEALTHY CLEAN AND PROTECTED	PESTS ARE CONTROLLED WITH EFFICIENCY AND INGENUITY
713	TASMAN DISTRICT COUNCIL	OUR UNIQUE AND SPECIAL NATURAL ENVIRONMENT IS BOUNTIFUL HEALTHY CLEAN AND PROTECTED	THE COAST IS PEACEFUL AND OPEN TO ALL
714	TASMAN DISTRICT COUNCIL	OUR UNIQUE AND SPECIAL NATURAL ENVIRONMENT IS BOUNTIFUL HEALTHY CLEAN AND PROTECTED	THE ENVIRONMENT IS A TOP PRIORITY WHICH INFLUENCES OUR DECISIONMAKING

Appendix B: Community Well-being Statements by Councils

715	TASMAN DISTRICT COUNCIL	OUR UNIQUE AND SPECIAL NATURAL ENVIRONMENT IS BOUNTIFUL HEALTHY CLEAN AND PROTECTED	WE RETAIN AND ENHANCE OUR NATURAL AREAS
716	TASMAN DISTRICT COUNCIL	OUR UNIQUE AND SPECIAL NATURAL ENVIRONMENT IS BOUNTIFUL HEALTHY CLEAN AND PROTECTED	WE SUSTAINABLY MANAGE THE INTERACTION BETWEEN THE COMMUNITY AND THE ENVIRONMENT
717	TASMAN DISTRICT COUNCIL	OUR VIBRANT COMMUNITY IS SAFE WELL ENJOYS AN EXCELLENT QUALITY OF LIFE AND SUPPORTS THOSE WITH SPECIAL NEEDS	ITS STILL THE LIFESTYLE THAT COUNTS
718	TASMAN DISTRICT COUNCIL	OUR VIBRANT COMMUNITY IS SAFE WELL ENJOYS AN EXCELLENT QUALITY OF LIFE AND SUPPORTS THOSE WITH SPECIAL NEEDS	OUR COMMUNITY HAS ACCESS TO SOCIAL AND SUPPORT SERVICES TO KEEP THEM HEALTHY AND ACTIVE
719	TASMAN DISTRICT COUNCIL	OUR VIBRANT COMMUNITY IS SAFE WELL ENJOYS AN EXCELLENT QUALITY OF LIFE AND SUPPORTS THOSE WITH SPECIAL NEEDS	WE ENJOY A PERSONAL SENSE OF BELONGING TO LIFE IN THIS AREA
720	TASMAN DISTRICT COUNCIL	OUR VIBRANT COMMUNITY IS SAFE WELL ENJOYS AN EXCELLENT QUALITY OF LIFE AND SUPPORTS THOSE WITH SPECIAL NEEDS	WE ENJOY HEALTHY LIFESTYLES WORK AND LIVING SPACES
721	TASMAN DISTRICT COUNCIL	OUR VIBRANT COMMUNITY IS SAFE WELL ENJOYS AN EXCELLENT QUALITY OF LIFE AND SUPPORTS THOSE WITH SPECIAL NEEDS	WE HAVE ACCESS TO A RANGE OF ADEQUATE AND QUALITY HOUSING
722	TASMAN DISTRICT COUNCIL	OUR VIBRANT COMMUNITY IS SAFE WELL ENJOYS AN EXCELLENT QUALITY OF LIFE AND SUPPORTS THOSE WITH SPECIAL NEEDS	WE HAVE ACCESS TO THE HEALTH CARE FACILITIES THAT WE NEED
723	TASMAN DISTRICT COUNCIL	OUR VIBRANT COMMUNITY IS SAFE WELL ENJOYS AN EXCELLENT QUALITY OF LIFE AND SUPPORTS THOSE WITH SPECIAL NEEDS	WE RECOGNISE AND VALUE OUR VOLUNTEERS AND CAREGIVERS
724	TASMAN DISTRICT COUNCIL	OUR VIBRANT COMMUNITY IS SAFE WELL ENJOYS AN EXCELLENT QUALITY OF LIFE AND SUPPORTS THOSE WITH SPECIAL NEEDS	WE VALUE AND INVOLVE OUR YOUTH AND PROVIDE THEM WITH QUALITY OPPORTUNITIES
725	TAUPO DISTRICT COUNCIL	HEALTHY PEOPLE HEALTHY COMMUNITIES	ACCESS TO FACILITIES AND SERVICES
726	TAUPO DISTRICT COUNCIL	HEALTHY PEOPLE HEALTHY COMMUNITIES	ACKNOWLEDGING COMMUNITY DIVERSITY
727	TAUPO DISTRICT COUNCIL	HEALTHY PEOPLE HEALTHY COMMUNITIES	COMMUNITY BELONGING
728	TAUPO DISTRICT COUNCIL	HEALTHY PEOPLE HEALTHY COMMUNITIES	HEALTHY ACTIVE LIFESTYLES
729	TAUPO DISTRICT COUNCIL	HEALTHY PEOPLE HEALTHY COMMUNITIES	QUALITY AFFORDABLE HOUSING
730	TAUPO DISTRICT COUNCIL	HEALTHY PEOPLE HEALTHY COMMUNITIES	WELLBEING THROUGH TIKANGA MAORI
731	TAUPO DISTRICT COUNCIL	KAITIAKITANGA	KAITIAKITANGA

Appendix B: Community Well-being Statements by Councils

732	TAUPO DISTRICT COUNCIL	LAKES RIVERS LANDSCAPES PLACES WE ARE PROUD OF	APPRECIATING THE ENVIRONMENT
733	TAUPO DISTRICT COUNCIL	LAKES RIVERS LANDSCAPES PLACES WE ARE PROUD OF	BALANCING GROWTH
734	TAUPO DISTRICT COUNCIL	LAKES RIVERS LANDSCAPES PLACES WE ARE PROUD OF	LAKE AND RIVER WATER QUALITY
735	TAUPO DISTRICT COUNCIL	LAKES RIVERS LANDSCAPES PLACES WE ARE PROUD OF	UNDERSTANDING AND MANAGING NATURAL RESOURCES
736	TAUPO DISTRICT COUNCIL	SAFE AND SECURE	COMMUNITY SUPPORT
737	TAUPO DISTRICT COUNCIL	SAFE AND SECURE	RESPECT FOR PEOPLE AND PROPERTY
738	TAUPO DISTRICT COUNCIL	SAFE AND SECURE	SAFE PLACES AND ROADS
739	TAUPO DISTRICT COUNCIL	SAFE AND SECURE	WELCOMING VISITORS
740	TAUPO DISTRICT COUNCIL	THRIVING AND PROSPEROUS	BUSINESS AND ECONOMIC GROWTH
741	TAUPO DISTRICT COUNCIL	THRIVING AND PROSPEROUS	EDUCATION AND TRAINING
742	TAUPO DISTRICT COUNCIL	THRIVING AND PROSPEROUS	EMPLOYMENT OPPORTUNITIES
743	TAUPO DISTRICT COUNCIL	THRIVING AND PROSPEROUS	INFRASTRUCTURE AND SERVICES
744	TAUPO DISTRICT COUNCIL	THRIVING AND PROSPEROUS	QUALITY EDUCATION AND LIFELONG LEARNING
745	TAUPO DISTRICT COUNCIL	VIBRANT AND DIVERSE	ARTS AND CULTURE
746	TAUPO DISTRICT COUNCIL	VIBRANT AND DIVERSE	CELEBRATING MAORI CULTURE
747	TAUPO DISTRICT COUNCIL	VIBRANT AND DIVERSE	CELEBRATING OUR CULTURE AND HERITAGE
748	TAUPO DISTRICT COUNCIL	VIBRANT AND DIVERSE	SUPPORTING YOUNG PEOPLE
749	TAURANGA CITY COUNCIL	ACTIVELY INVOLVED PEOPLE	PEOPLE OF ALL AGES WITH A PASSION FOR TAURANGA HAVE SET A DIRECTION FOR THE FUTURE OF THIS GREAT CITY MOTIVATED LEADERS FROM ALL WALKS OF LIKE ARE WORKING TOGETHER TO GET THINGS DONE THIS SETS TAURANGA APART AS A CITY THAT KNOWS WHERE IT IS HEADED AND IS COMMITTED TO GETTING THERE THE FUTURE LOOKS BRIGHT
750	TAURANGA CITY COUNCIL	BUILT TO FIT OUR HILLS HARBOUR AND COAST	OUR CITY TAKES FULL ADVANTAGE OF AND FITS SENSITIVELY WITHIN ITS UNIQUE LANDSCAPE AND COASTAL SETTING RADIATING FROM TAURANGAS VIBRANT CITY CENTRE A NETWORK OF TRANSPORTATION AND OPEN SPACE CORRIDORS CONNECT AND DEFINE A SERIES OF NEIGHBOURHOODS NESTLED INTO THE LANDSCAPE EACH NEIGHBOURHOOD HAS DEFINED EDGES AND A VISIBLE CHARACTER HISTORY AND IDENTITY THAT IS REFLECTED IN ITS ARCHITECTURE PLANTING AND STREETSCAPE THEY OFFER PEOPLE A WIDE CHOICE OF HOUSING TYPES AND WAYS OF GETTING AROUND IT IS VERY EASY TO WALK TO LOCAL SHOPS SCHOOLS AND AMENITIES AND PEDESTRIAN ACTIVITY MAKES OUR NEIGHBOURHOODS FEEL SAFE EXCELLENT NEW BUILDINGS AND DEVELOPMENT COMPLEMENT ESTABLISHED AREAS HERITAGE AND LANDSCAPE FEATURES

Appendix B: Community Well-being Statements by Councils

751	TAURANGA CITY COUNCIL	CLEAN GREEN VALUED ENVIRONMENT	TAURANGA IS OUR PLACE A PLACE WITH STRONG COMMUNITY PRIDE AND VALUES IT IS A PLACE WHERE OUR BEAUTIFUL LANDSCAPE AND ENVIRONMENT IS RECOGNISED AND CONTRIBUTES TO OUR SENSE OF PLACE MAURI AND IDENTITY IT IS A PLACE WHERE THROUGH WORKING TOGETHER WE CAN ENCOURAGE OTHERS TO RESPECT AND INTERACT WITH NATURE AND ENJOY AND CHERISH A WIDE RANGE OF NATIVE AND EXOTIC ANIMALS AND PLANTS THAT FLOURISH IN OUR CITY IT IS A PLACE WHERE ITS NATURAL ATTRIBUTES AND BENEFICIAL ELEMENTS ARE PROTECTED AS THE CITY CONTINUES TO DEVELOP AND GROW TAURANGA IS A RICH NATURAL ENVIRONMENT A CITY THAT WE ARE PROUD TO LIVE IN AND GROW WITH
752	TAURANGA CITY COUNCIL	EASY AND SAFE TO MOVE AROUND	IT IS EASY AND SAFE TO MOVE AROUND TAURANGA ALL THE DIFFERENT WAYS TO TRAVEL ARE LINKED TOGETHER CYCLISTS WALKERS AND PEOPLE ON MOBILITY SCOOTERS ARE USING A NETWORK OF PATHWAYS FROM EVERY SUBURB TO THE CITY CENTRE LOCAL AREAS AND FACILITIES
753	TAURANGA CITY COUNCIL	GREAT PLACE TO GROW UP	WE THINK TAURANGA IS A GREAT PLACE TO GROW UP ITS THE LIFESTYLE EDUCATION AND CAREER OPPORTUNITIES ON OFFER THAT MAKE US WANT TO LIVE HERE WE FEEL LIKE WE BELONG WE ARE VALUED LISTENED TO RESPECTED AND ARE SUPPORTED TO ACHIEVE OUR GOALS THIS IS OUR COMMUNITY A SAFE AND HAPPENING PLACE A PLACE WHERE WE HAVE A SAY IN OUR FUTURE
754	TAURANGA CITY COUNCIL	LIVING WELL WASTING LESS	THE WESTERN BAY OF PLENTY SUBREGION IS AN ECOFRIENDLY PARADISE A PLACE WE LIVE WORK LEARN AND PLAY IN A WAY THAT PROTECTS OUR ENVIRONMENT WE ARE VIEWED AS A NATIONAL LEADER IN CLEVER AND EFFICIENT RESOURCE AND ENERGY USE ALWAYS EXPLORING WAYS TO REDUCE THE IMPACT WE HAVE ON OUR ENVIRONMENT ITS A GREAT PLACE TO LIVE
755	TAURANGA CITY COUNCIL	STRONG SUSTAINABLE ECONOMY	THE WESTERN BAY OF PLENTY SUBREGION IS THE BUSINESS LOCATION OF CHOICE BASED ON SUN SEA SOIL AND PEOPLE SKILLS RESULTING IN A HIGHLY PRODUCTIVE COMPETITIVE EXPORTBASED ECONOMY
756	TAURANGA CITY COUNCIL	VIBRANT HEALTHY AND DIVERSE COMMUNITIES	TAURANGA IS OUR PLACE A HAPPENING PLACE FULL OF OPPORTUNITY AND LIFE THROUGH WORKING TOGETHER BUILDING ON OUR WONDERFUL ENVIRONMENT AND CELEBRATING OUR DIVERSITY AND THE BIG AND LITTLE SUCCESSES ALONG THE WAY WE HAVE CREATED A CITY WITH A REAL COMMUNITY HEART
757	THAMES COROMANDEL DISTRICT COUNCIL	OUR COMMUNITIES ARE HEALTHY COHESIVE CARING AND SUPPORTIVE	A STRONG CARING AND HEALTHY COMMUNITY BENEFITS EVERYONE PEOPLE NEED TO FEEL THEY BELONG AND CAN CONTRIBUTE WE MUST CONTINUOUSLY RESPOND TO THE CHANGING NEEDS OF OUR COMMUNITIES
758	THAMES COROMANDEL DISTRICT COUNCIL	OUR COMMUNITIES RECOGNISE AND VALUE THE NATURAL ENVIRONMENT	THE NATURAL ENVIRONMENT OF THE PENINSULA IS OF SUCH IMPORTANCE IT MUST BE PROTECTED FOR FUTURE GENERATIONS THE PRESSURES OF GROWTH AND DEVELOPMENT NEED TO BE CAREFULLY MANAGED SO THAT THE PENINSULAS UNIQUE VALUES AND QUALITIES ARE NOT LOST

Appendix B: Community Well-being Statements by Councils

759	THAMES COROMANDEL DISTRICT COUNCIL	OUR LOCAL ECONOMIES REFLECT THE SPIRIT OF THE PENINSULA	OUR COMMUNITIES REFER TO THE SPIRIT OF THE PENINSULA TO MEAN MANY THINGS ESPECIALLY THE STRONG LINKS TO THE NATURAL ENVIRONMENT AND THE LOCAL COMMUNITY ATMOSPHERE THE MAJORITY OF BUSINESSES IN THE COMMUNITY ARE SMALL TO MEDIUM IN SIZE AND ARE PREDOMINANTLY IN THE PRIMARY AND SERVICES INDUSTRIES OPPORTUNITIES EXIST FOR VALUE ADDED ENTERPRISES THAT CREATE SUSTAINABLE EMPLOYMENT
760	THAMES COROMANDEL DISTRICT COUNCIL	THE DIVERSITY AND CHARACTER OF OUR COMMUNITIES AND THE UNIQUENESS OF THE PENINSULA IS A VALUED PART OF OUR LIFESTYLE	HERE ARE OVER COMMUNITIES AND SETTLEMENTS ON THE PENINSULA EACH HAS ITS OWN DISTINCTIVE CHARACTER AND DIVERSITY AS A RESULT OF THE HISTORY THE ENVIRONMENT THE LANDSCAPE AND THE PEOPLE THAT LIVE THERE BY EMBRACING THIS DIVERSITY WE CAN BUILD ON THE STRENGTH AND PRIDE EACH COMMUNITY CONTRIBUTES TO THE CHARACTER OF THE PENINSULA
761	THAMES COROMANDEL DISTRICT COUNCIL	THE NATURAL VALUES OF OUR COAST AND BEACHES ARE RESPECTED AND ENHANCED	BEING SURROUNDED BY SUCH DIVERSE COASTLINE AND THE RECREATIONAL OPPORTUNITIES THAT COME WITH IT THERE ARE COMPELLING REASONS WHY THE MAJORITY OF PEOPLE LIVE ON OR VISIT THE PENINSULA OUR COMMUNITIES WANT THE NATURAL BEAUTY AND THE CLEAN BEACH ENVIRONMENT RETAINED AND WANTS TO SEE THESE VALUES RESPECTED INCREASED USE OF OUR BEACHES AND COASTAL ENVIRONMENT CREATES PRESSURES THAT CAN HAVE NEGATIVE IMPACTS UNLESS CAREFULLY MANAGED EVERYBODY MUST TAKE INDIVIDUAL AND COLLECTIVE RESPONSIBILITY
762	THAMES COROMANDEL DISTRICT COUNCIL	THE NEEDS OF BOTH LOCAL AND VISITOR COMMUNITIES ARE MET THROUGH SOUND PLANNING AHEAD OF GROWTH AND DEVELOPMENT	THE PROXIMITY OF THE PENINSULA TO LARGE CITIES HAS RESULTED IN RAPID GROWTH AND ASSOCIATED PRESSURES WHICH ARE EXPECTED TO CONTINUE IT IS RECOGNISED THAT SOUND PLANNING ACROSS ALL SECTORS OF OUR COMMUNITIES IS ESSENTIAL TO MEET THE NEEDS OF BOTH LOCAL AND VISITOR POPULATIONS
763	THAMES COROMANDEL DISTRICT COUNCIL	THE PENINSULAS LONG AND RICH HISTORY IS VALUED AND PRESERVED	OUR LONG AND RICH HISTORY IS AN IMPORTANT PART OF THE IDENTITY OF THE PENINSULA WE MUST HAVE A COORDINATED APPROACH TO THE PRESERVATION OUR HISTORY SO THAT IT REMAINS FOR FUTURE GENERATIONS
764	TIMARU DISTRICT COUNCIL	ATTRACTIVE AND DESIRABLE DISTRICT	THIS OUTCOME IS CONCERNED WITH ENSURING OUR DISTRICT REMAINS ATTRACTIVE TO RESIDENTS VISITORS AND TOURISTS PROMOTING AND DEVELOPING ITS ATTRACTIONS AND SMART PLANNING WILL HELP RAISE THE DISTRICTS PROFILE AND ENSURE IT MEETS THE POTENTIAL DEMANDS OF GROWTH
765	TIMARU DISTRICT COUNCIL	BALANCED AND SUSTAINABLE WATER USAGE	WATER IS AN ESSENTIAL INGREDIENT FOR THE FUTURE OF THE TIMARU DISTRICT COMPETING DEMANDS IN RECENT YEARS HAVE MADE THE FUTURE SUSTAINABLE MANAGEMENT OF THE WATER RESOURCE A TOP PRIORITY

Appendix B: Community Well-being Statements by Councils

766	TIMARU DISTRICT COUNCIL	HEALTHY EDUCATED AND PROUD PEOPLE	THE DISTRICT IS NOTHING WITHOUT ITS PEOPLE IT IS VITAL THAT QUALITY SERVICES ARE PROVIDED TO MEET PEOPLES HEALTH AND EDUCATIONAL NEEDS AND TO PREPARE OUR YOUTH FOR THEIR FUTURE COMMUNITY PRIDE STEMS FROM VALUING OUR DISTRICT ITS NATURAL ENVIRONMENT AND CELEBRATING AND PRESERVING ITS HERITAGE
767	TIMARU DISTRICT COUNCIL	HEALTHY VALUED AND ACCESSIBLE ENVIRONMENT	PROTECTING AND ENHANCING THE NATURAL ENVIRONMENT IS FUNDAMENTAL TO OUR WAY OF LIFE THIS IS IMPORTANT BOTH FOR TODAYS AND TOMORROWS GENERATIONS
768	TIMARU DISTRICT COUNCIL	QUALITY INFRASTRUCTURE THAT MEETS COMMUNITY NEEDS	THIS OUTCOME IS PARTICULARLY CONCERNED WITH THE PROVISION OF KEY INFRASTRUCTURE THAT COMMUNITIES NEED TO SURVIVE AND PROSPER THIS INCLUDES INFRASTRUCTURE DIRECTLY PROVIDED BY THE COUNCIL SUCH AS ROADING AND WATER SUPPLIES AS WELL AS INFRASTRUCTURE PROVIDED BY OTHER ORGANISATIONS SUCH AS POWER SUPPLIES TELECOMMUNICATIONS NETWORKS AND RAIL
769	TIMARU DISTRICT COUNCIL	STRONG PROSPEROUS AND INNOVATIVE ECONOMY	THIS OUTCOME IS CONCERNED WITH CREATING AND SUSTAINING A STRONG ECONOMY FOR THE DISTRICT AND REGION IT DEALS WITH SUCH ISSUES AS EMPLOYMENT BUSINESS DEVELOPMENT INNOVATION INCOME AND GROWTH IT ACKNOWLEDGES THAT AGRICULTURE AND FARMING WILL CONTINUE TO BE A SIGNIFICANT FOUNDATION TO THE TIMARU DISTRICT ECONOMY A STRONG ECONOMY IS VITAL TO PROGRESS OTHER OUTCOMES
770	TIMARU DISTRICT COUNCIL	VIBRANT SAFE AND CARING COMMUNITIES	THIS OUTCOME IS CONCERNED WITH COMMUNITIES AS A CRUCIAL BUILDING BLOCK OF THE TIMARU DISTRICT A RANGE OF ELEMENTS MAKE UP THRIVING COMMUNITIES INCLUDING FEELING SAFE GIVING A HELPING HAND WHERE NEEDED ACCEPTING EACH OTHER DESPITE ANY DIFFERENCES AND HAVING PLENTIFUL OPPORTUNITIES THAT MAKE A COMMUNITY ALIVE AND VIBRANT
771	UPPER HUTT CITY COUNCIL	LEISURE OPPORTUNITIES ARE OUTSTANDING	LEISURE OPPORTUNITIES ARE OUTSTANDING
772	UPPER HUTT CITY COUNCIL	THE COMMUNITY IS SAFE HEALTHY AND STRONG	THE COMMUNITY IS SAFE HEALTHY AND STRONG
773	UPPER HUTT CITY COUNCIL	THE ECONOMY IS ROBUST INNOVATIVE AND GROWING	THE ECONOMY IS ROBUST INNOVATIVE AND GROWING
774	UPPER HUTT CITY COUNCIL	UPPER HUTT HAS A VIBRANT CITY HEART	UPPER HUTT HAS A VIBRANT CITY HEART
775	UPPER HUTT CITY COUNCIL	UPPER HUTT IS CONNECTED WITH THE WORLD	UPPER HUTT IS CONNECTED WITH THE WORLD
776	UPPER HUTT CITY COUNCIL	UPPER HUTT IS THE CITY OF CHOICE FOR PEOPLE FROM ALL WALKS OF LIFE	UPPER HUTT IS THE CITY OF CHOICE FOR PEOPLE FROM ALL WALKS OF LIFE
777	UPPER HUTT CITY COUNCIL	UPPER HUTT OFFERS A GREEN AND ATTRACTIVE LIVING ENVIRONMENT	UPPER HUTT OFFERS A GREEN AND ATTRACTIVE LIVING ENVIRONMENT
778	WAIKATO DISTRICT COUNCIL	ACCESSIBLE WAIKATO	A DISTRICT WHERE THE COMMUNITYS ACCESS TO INFRASTRUCTURE TRANSPORT AND TECHNOLOGY MEETS ITS NEEDS

Appendix B: Community Well-being Statements by Councils

779	WAIKATO DISTRICT COUNCIL	ACTIVE WAIKATO	A DISTRICT THAT PROVIDES A VARIETY OF RECREATION AND LEISURE OPTIONS FOR THE COMMUNITY
780	WAIKATO DISTRICT COUNCIL	EDUCATED WAIKATO	A DISTRICT WHERE EDUCATION OPTIONS ARE VARIED AND ALLOW OUR COMMUNITY TO BE SKILLED FOR WORK AND LIFE
781	WAIKATO DISTRICT COUNCIL	GREEN WAIKATO	A DISTRICT WHERE OUR NATURAL RESOURCES ARE PROTECTED DEVELOPED AND ENHANCED FOR FUTURE GENERATIONS
782	WAIKATO DISTRICT COUNCIL	SAFE WAIKATO	A DISTRICT WHERE PEOPLE FEEL SAFE AND SUPPORTED WITHIN THEIR COMMUNITIES AND WHERE CRIME IS UNDER CONTROL
783	WAIKATO DISTRICT COUNCIL	SUSTAINABLE WAIKATO	A DISTRICT WHERE GROWTH IS EFFECTIVELY MANAGED
784	WAIKATO DISTRICT COUNCIL	THRIVING WAIKATO	A DISTRICT WHERE BUSINESS AND INDUSTRY ARE ENCOURAGED AND SUPPORTED AND EMPLOYMENT CONTRIBUTES TO A SUCCESSFUL LOCAL ECONOMY
785	WAIKATO DISTRICT COUNCIL	VIBRANT WAIKATO	A DISTRICT WHERE OUR HERITAGE AND CULTURE ARE RECOGNISED PROTECTED AND CELEBRATED
786	WAIKATO DISTRICT COUNCIL	WELL WAIKATO	A DISTRICT WHERE PEOPLE CAN ACCESS QUALITY COMMUNITY HEALTH AND CARE SERVICES
787	WAIKATO REGIONAL COUNCIL	CULTURE AND IDENTITY	THE WAIKATO REGION IDENTIFIES WITH AND VALUES ITS LAND AIR RIVERS AND WATERWAYS MOUNTAINS FLORA AND FAUNA AND ITS PEOPLE
788	WAIKATO REGIONAL COUNCIL	PARTICIPATION AND EQUITY	THE WAIKATO REGION BUILDS STRONG INFORMED COMMUNITIES AND HAS A CULTURE THAT ENCOURAGES PEOPLE AND COMMUNITIES TO PLAY THEIR PART
789	WAIKATO REGIONAL COUNCIL	QUALITY OF LIFE	THE WAIKATO REGION IS A GREAT PLACE TO LIVE PROVIDING THE SERVICES AND OPPORTUNITIES WE NEED TO LIVE WELL
790	WAIKATO REGIONAL COUNCIL	SUSTAINABLE ECONOMY	THE WAIKATO REGION BALANCES A THRIVING ECONOMY WITH LOOKING AFTER ITS PEOPLE PLACES AND ENVIRONMENT
791	WAIKATO REGIONAL COUNCIL	SUSTAINABLE ENVIRONMENT	THE WAIKATO REGION VALUES AND PROTECTS ITS DIVERSE INTERCONNECTED NATURAL ENVIRONMENTS
792	WAIMAKARIRI DISTRICT COUNCIL	BUSINESSES IN THE DISTRICT ARE DIVERSE ADAPTABLE AND GROWING	BUSINESSES IN THE DISTRICT ARE DIVERSE ADAPTABLE AND GROWING
793	WAIMAKARIRI DISTRICT COUNCIL	CORE UTILITY SERVICES ARE PROVIDED IN A TIMELY SUSTAINABLE AND AFFORDABLE MANNER	CORE UTILITY SERVICES ARE PROVIDED IN A TIMELY SUSTAINABLE AND AFFORDABLE MANNER
794	WAIMAKARIRI DISTRICT COUNCIL	PEOPLE ARE FRIENDLY AND CARING CREATING A STRONG SENSE OF COMMUNITY IN OUR DISTRICT	PEOPLE ARE FRIENDLY AND CARING CREATING A STRONG SENSE OF COMMUNITY IN OUR DISTRICT
795	WAIMAKARIRI DISTRICT COUNCIL	PEOPLE HAVE WIDE RANGING OPPORTUNITIES FOR LEARNING AND BEING INFORMED	PEOPLE HAVE WIDE RANGING OPPORTUNITIES FOR LEARNING AND BEING INFORMED
796	WAIMAKARIRI DISTRICT COUNCIL	PUBLIC ORGANISATIONS GIVE EFFECT TO THE SPIRIT OF THE TREATY OF WAITANGI	PUBLIC ORGANISATIONS GIVE EFFECT TO THE SPIRIT OF THE TREATY OF WAITANGI

Appendix B: Community Well-being Statements by Councils

797	WAIMAKARIRI DISTRICT COUNCIL	PUBLIC SPACES AND FACILITIES ARE PLENTIFUL ACCESSIBLE AND HIGH QUALITY	PUBLIC SPACES AND FACILITIES ARE PLENTIFUL ACCESSIBLE AND HIGH QUALITY
798	WAIMAKARIRI DISTRICT COUNCIL	THE AIR IS CLEAN	THE AIR IS CLEAN
799	WAIMAKARIRI DISTRICT COUNCIL	THE COMMUNITYS CULTURES ARTS AND HERITAGE ARE CONSERVED AND CELEBRATED	THE COMMUNITYS CULTURES ARTS AND HERITAGE ARE CONSERVED AND CELEBRATED
800	WAIMAKARIRI DISTRICT COUNCIL	THE COMMUNITYS NEEDS FOR HEALTH AND SOCIAL SERVICES ARE MET	THE COMMUNITYS NEEDS FOR HEALTH AND SOCIAL SERVICES ARE MET
801	WAIMAKARIRI DISTRICT COUNCIL	THE DISTINCTIVE CHARACTER OF OUR TOWNS VILLAGES AND RURAL AREAS IS MAINTAINED	THE DISTINCTIVE CHARACTER OF OUR TOWNS VILLAGES AND RURAL AREAS IS MAINTAINED
802	WAIMAKARIRI DISTRICT COUNCIL	THE LAND IS HEALTHY	THE LAND IS HEALTHY
803	WAIMAKARIRI DISTRICT COUNCIL	THERE ARE AREAS OF SIGNIFICANT INDIGENOUS VEGETATION AND HABITATS FOR INDIGENOUS FAUNA	THERE ARE AREAS OF SIGNIFICANT INDIGENOUS VEGETATION AND HABITATS FOR INDIGENOUS FAUNA
804	WAIMAKARIRI DISTRICT COUNCIL	THERE ARE WIDE RANGING OPPORTUNITIES FOR PEOPLE TO CONTRIBUTE TO THE DECISIONMAKING BY PUBLIC ORGANISATIONS THAT AFFECTS OUR DISTRICT	THERE ARE WIDE RANGING OPPORTUNITIES FOR PEOPLE TO CONTRIBUTE TO THE DECISIONMAKING BY PUBLIC ORGANISATIONS THAT AFFECTS OUR DISTRICT
805	WAIMAKARIRI DISTRICT COUNCIL	THERE IS A SAFE ENVIRONMENT FOR ALL	THERE IS A SAFE ENVIRONMENT FOR ALL
806	WAIMAKARIRI DISTRICT COUNCIL	THERE IS SUFFICIENT CLEAN WATER TO MEET THE NEEDS OF COMMUNITIES AND ECOSYSTEMS	THERE IS SUFFICIENT CLEAN WATER TO MEET THE NEEDS OF COMMUNITIES AND ECOSYSTEMS
807	WAIMAKARIRI DISTRICT COUNCIL	TRANSPORT IS ACCESSIBLE CONVENIENT RELIABLE AFFORDABLE AND SUSTAINABLE	TRANSPORT IS ACCESSIBLE CONVENIENT RELIABLE AFFORDABLE AND SUSTAINABLE
808	WAIMATE DISTRICT COUNCIL	CULTURAL	WAIMATE DISTRICT PROMOTES RECREATION FUN AND CREATIVITY
809	WAIMATE DISTRICT COUNCIL	ECONOMIC	WAIMATE DISTRICT IS UNDERPINNED BY A STRONG SUCCESSFUL AND INNOVATIVE ECONOMY
810	WAIMATE DISTRICT COUNCIL	ENVIRONMENTAL	WAIMATE DISTRICT VALUES PROTECTS AND ENJOYS THE NATURAL ENVIRONMENT
811	WAIMATE DISTRICT COUNCIL	GOVERNANCE	WAIMATE DISTRICT IS ABOUT COUNCIL AND THE COMMUNITY WORKING TOGETHER
812	WAIMATE DISTRICT COUNCIL	SOCIAL	WAIMATE DISTRICT IS SAFE HEALTHY AND SUPPORTIVE OF LIFELONG LEARNING
813	WAIPA DISTRICT COUNCIL	ECONOMICALLY SECURE WAIPA ECONOMIC WELLBEING	A DIVERSITY OF EMPLOYMENT OPTIONS AND BUSINESS OPPORTUNITIES IS PROVIDED WITHIN THE DISTRICT

Appendix B: Community Well-being Statements by Councils

814	WAIPA DISTRICT COUNCIL	ECONOMICALLY SECURE WAIPA ECONOMIC WELLBEING	OUR DISTRICT IS A TOURIST DESTINATION OF CHOICE AND OUR TOURISM INDUSTRY PROMOTES OUR SPECIAL LOCAL FEATURES AND SUPPORTS ECONOMIC GROWTH
815	WAIPA DISTRICT COUNCIL	ECONOMICALLY SECURE WAIPA ECONOMIC WELLBEING	OUR STRONG DAIRY AND EQUINE INDUSTRIES HELP SUPPORT OUR PROSPEROUS COMMUNITIES AND PLANNING AND PRACTICES ARE ENCOURAGED THAT PROTECT AND SUSTAIN OUR PRODUCTIVE RESOURCESPUBLIC BUILDINGS AND PUBLIC TRANSPORT OPTIONS ARE SAFE ACCESSIBLE TO PEOPLE OF ALL AGES AND ABILITIES AND SIGNAGE IS CLEAR AND VISIBLE
816	WAIPA DISTRICT COUNCIL	ECONOMICALLY SECURE WAIPA ECONOMIC WELLBEING	OUR TOWNS ARE ECONOMICALLY INDEPENDENT OF HAMILTON AND EACH TOWN MAINTAINS ITS OWN VIBRANT AND UNIQUE CHARACTER WHILE MAINTAINING STRONG LINKS TO THE DISTRICT AS A WHOLE
817	WAIPA DISTRICT COUNCIL	ECONOMICALLY SECURE WAIPA ECONOMIC WELLBEING	PROVISION OF INDUSTRIAL AND RESIDENTIAL AREAS IS WELL BALANCED CAREFULLY ZONED TO MAINTAIN OUR RURAL SEMIRURAL NATURE AND PLANNED WELL INTO THE FUTURE
818	WAIPA DISTRICT COUNCIL	ECONOMICALLY SECURE WAIPA ECONOMIC WELLBEING	PUBLIC BUILDINGS AND PUBLIC TRANSPORT OPTIONS ARE SAFE ACCESSIBLE TO PEOPLE OF ALL AGES AND ABILITIES AND SIGNAGE IS CLEAR AND VISIBLE
819	WAIPA DISTRICT COUNCIL	ECONOMICALLY SECURE WAIPA ECONOMIC WELLBEING	THE BUY LOCAL PHILOSOPHY IS ENCOURAGED AND LOCALLY SOURCED PRODUCTS AND SERVICES ARE SUPPORTED
820	WAIPA DISTRICT COUNCIL	ECONOMICALLY SECURE WAIPA ECONOMIC WELLBEING	THE GROWTH WEALTH AND UNIQUENESS OF THE LOCAL MĀORI ECONOMY IS ACKNOWLEDGED AND SUPPORTED
821	WAIPA DISTRICT COUNCIL	ECONOMICALLY SECURE WAIPA ECONOMIC WELLBEING	WE HAVE RELIABLE EFFICIENT AND WELL PLANNED TRANSPORT INFRASTRUCTURE SYSTEMS THAT PROVIDE EASY ACCESS TO AND THROUGH OUR TOWNS
822	WAIPA DISTRICT COUNCIL	ECONOMICALLY SECURE WAIPA ECONOMIC WELLBEING	WE HAVE RELIABLE EFFICIENT AND WELL PLANNED WATER WASTEWATER AND STORMWATER INFRASTRUCTURE THAT SUPPORTS DEVELOPMENT AND GROWTH WHILE CONTINUING TO MEET THE NEEDS OF RESIDENTS
823	WAIPA DISTRICT COUNCIL	ENVIRONMENTALLY SUSTAINABLE WAIPA ENVIRONMENTAL WELLBEING	HERITAGE SITES AND LANDSCAPES OF SIGNIFICANCE TO MĀORI ARE PRESERVED AND VALUED AND WHERE APPROPRIATE ARE IDENTIFIED AND CELEBRATED VISUALLY
824	WAIPA DISTRICT COUNCIL	ENVIRONMENTALLY SUSTAINABLE WAIPA ENVIRONMENTAL WELLBEING	MAUNGATAUTARI KAKEPUKU PIRONGIA AND OTHER MAUNGA IN THE DISTRICT ARE PROTECTED AND PROMOTED AS KEY FEATURES OF THE WAIPA LANDSCAPE AND FOR RECREATIONAL PURPOSES
825	WAIPA DISTRICT COUNCIL	ENVIRONMENTALLY SUSTAINABLE WAIPA ENVIRONMENTAL WELLBEING	OUR CLEAN GREEN ENVIRONMENT IS PRESERVED PROMOTED AND UTILISED FOR RECREATION AND LEISURE AND CONTRIBUTES TO ENHANCING OUR IMAGE AS A TOURIST DESTINATION

Appendix B: Community Well-being Statements by Councils

826	WAIPA DISTRICT COUNCIL	ENVIRONMENTALLY SUSTAINABLE WAIPA ENVIRONMENTAL WELLBEING	OUR SPECIAL NATURAL LANDSCAPES AND NATIVE BIODIVERSITY SUCH AS PEAT LAKES RIPARIAN AND INDIGENOUS FOREST AREAS ARE PROTECTED MAINTAINED AND ENHANCED ECOLOGICAL CORRIDORS ARE DEVELOPED AND ANIMAL AND PLANT PESTS ARE CONTROLLED
827	WAIPA DISTRICT COUNCIL	ENVIRONMENTALLY SUSTAINABLE WAIPA ENVIRONMENTAL WELLBEING	WATER QUALITY IN OUR RIVERS AND LAKES IS MAINTAINED AND IMPROVED AND WATER IS USED EFFICIENTLY
828	WAIPA DISTRICT COUNCIL	ENVIRONMENTALLY SUSTAINABLE WAIPA ENVIRONMENTAL WELLBEING	WE ACKNOWLEDGE THE NEED TO PURSUE A ZERO WASTE PHILOSOPHY INCLUDING REDUCING OUR WASTE AND USING RESOURCES MORE EFFICIENTLY
829	WAIPA DISTRICT COUNCIL	ENVIRONMENTALLY SUSTAINABLE WAIPA ENVIRONMENTAL WELLBEING	WE ARE AWARE OF THE LINKS BETWEEN THE HEALTH OF OUR ENVIRONMENT AND OUR OWN HEALTH LOCAL ORGANISATIONS AND INDIVIDUALS ARE REGULARLY INVOLVED IN ENVIRONMENTAL CARE ACTIVITIES
830	WAIPA DISTRICT COUNCIL	ENVIRONMENTALLY SUSTAINABLE WAIPA ENVIRONMENTAL WELLBEING	WE REDUCE OUR RELIANCE ON NONRENEWABLE ENERGY
831	WAIPA DISTRICT COUNCIL	ENVIRONMENTALLY SUSTAINABLE WAIPA ENVIRONMENTAL WELLBEING	WE USE LAND MANAGEMENT PRACTICES THAT PROTECT AND SUSTAIN OUR SOIL AND LAND AND OUR DISTRICTS HIGH QUALITY SOILS ARE PROTECTED FROM INCREASING DEVELOPMENT DEMANDS BY CONCENTRATING GROWTH AROUND EXISTING SETTLEMENTS RATHER THAN INTRUDING ON RURAL AREAS
832	WAIPA DISTRICT COUNCIL	HEALTHY AND ACTIVE WAIPA SOCIAL WELLBEING	A GOOD RANGE OF FUN RECREATIONAL SPACES PLAYGROUNDS FACILITIES AND FAMILY FRIENDLY AREAS ARE AVAILABLE WELL PLANNED AFFORDABLE ACCESSIBLE AND YOUTH FOCUSED
833	WAIPA DISTRICT COUNCIL	HEALTHY AND ACTIVE WAIPA SOCIAL WELLBEING	COMMUNITY SERVICES ARE COORDINATED AND DELIVERED EFFECTIVELY AND EFFICIENTLY TO MAXIMISE RESOURCES WHILE MEETING THE NEEDS OF OUR RESIDENTS
834	WAIPA DISTRICT COUNCIL	HEALTHY AND ACTIVE WAIPA SOCIAL WELLBEING	EVERYONE HAS ACCESS TO AFFORDABLE QUALITY HEALTH AND CHILDCARE SERVICES
835	WAIPA DISTRICT COUNCIL	HEALTHY AND ACTIVE WAIPA SOCIAL WELLBEING	FAMILIES AND CAREGIVERS ARE PROTECTED AND VALUED AND OUR COMMUNITIES ACCEPT RESPONSIBILITY FOR OUR CHILDREN AND OTHER VULNERABLE MEMBERS
836	WAIPA DISTRICT COUNCIL	HEALTHY AND ACTIVE WAIPA SOCIAL WELLBEING	GOOD QUALITY HOUSING IS AVAILABLE AND AFFORDABLE
837	WAIPA DISTRICT COUNCIL	HEALTHY AND ACTIVE WAIPA SOCIAL WELLBEING	INEQUITY IN INCOME AND ACCESS TO SERVICES AND EMPLOYMENT IS REDUCED AND RESOURCES ARE SHARED APPROPRIATELY
838	WAIPA DISTRICT COUNCIL	HEALTHY AND ACTIVE WAIPA SOCIAL WELLBEING	IWI HAPŪ AND MĀORI WORK TOGETHER WITH CENTRAL GOVERNMENT LOCAL GOVERNMENT AND COMMUNITY ORGANISATIONS IN MUTUALLY BENEFICIAL PARTNERSHIPS
839	WAIPA DISTRICT COUNCIL	HEALTHY AND ACTIVE WAIPA SOCIAL WELLBEING	MĀORI ENJOY THE SAME QUALITY OF HEALTH EDUCATION HOUSING EMPLOYMENT AND ECONOMIC OUTCOMES AS NONMĀORI

Appendix B: Community Well-being Statements by Councils

840	WAIPA DISTRICT COUNCIL	HEALTHY AND ACTIVE WAIPA SOCIAL WELLBEING	OUR COMMUNITIES AND AGENCIES WORK TOGETHER SO THAT WE ARE SAFE WE FEEL SAFE CRIME IS REDUCED AND THERE IS A ZERO TOLERANCE APPROACH TO ANTISOCIAL BEHAVIOUR
841	WAIPA DISTRICT COUNCIL	HEALTHY AND ACTIVE WAIPA SOCIAL WELLBEING	QUALITY EDUCATIONAL OPPORTUNITIES AT ALL LEVELS ARE LOCALLY ACCESSIBLE AND PLANNED FOR FUTURE GROWTH
842	WAIPA DISTRICT COUNCIL	HEALTHY AND ACTIVE WAIPA SOCIAL WELLBEING	THE IMPORTANCE OF TE REO IS RECOGNISED AND PROMOTED THROUGH PROMOTION AND SUPPORT OF APPROPRIATE EDUCATIONAL FACILITIES
843	WAIPA DISTRICT COUNCIL	VIBRANT AND CREATIVE WAIPA CULTURAL WELLBEING	INDIVIDUAL AND GROUP ACHIEVEMENT IS RECOGNISED AND CELEBRATED DISTRICT WIDE
844	WAIPA DISTRICT COUNCIL	VIBRANT AND CREATIVE WAIPA CULTURAL WELLBEING	OUR COMMUNITIES RECOGNISE THAT WAIPA DISTRICT IS ENRICHED BY OUR MULTI CULTURAL MAKEUP AND THE UNIQUE STATUS AND ROLE OF TANGATA WHENUA IS RESPECTED AND REFLECTED IN COMMUNITY PROCESSES
845	WAIPA DISTRICT COUNCIL	VIBRANT AND CREATIVE WAIPA CULTURAL WELLBEING	THE SPECIAL CHARACTER AND HERITAGE OF OUR TOWNS AND VILLAGES IS RETAINED AND PROMOTED
846	WAIPA DISTRICT COUNCIL	VIBRANT AND CREATIVE WAIPA CULTURAL WELLBEING	WE ALL HAVE MEANINGFUL OPPORTUNITIES TO PARTICIPATE IN MAKING DECISIONS THAT HELP SHAPE THE WAIPA OF THE FUTURE
847	WAIPA DISTRICT COUNCIL	VIBRANT AND CREATIVE WAIPA CULTURAL WELLBEING	WE ARE PROUD OF OUR DISTRICTS UNIQUE IDENTITY AND ITS RICH AND DIVERSE ARCHAEOLOGICAL NATURAL AND CULTURAL HERITAGE
848	WAIPA DISTRICT COUNCIL	VIBRANT AND CREATIVE WAIPA CULTURAL WELLBEING	WE HAVE A VIBRANT MĀORI COMMUNITY AND OUR MĀORI HERITAGE IS EMBRACED AND CELEBRATED DISTRICT WIDE AND SHOWCASED AS AN INTEGRAL PART OF THE VISUAL AMENITY OF OUR TOWNS
849	WAIPA DISTRICT COUNCIL	VIBRANT AND CREATIVE WAIPA CULTURAL WELLBEING	WE IDENTIFY WITH AND TAKE PART IN OUR COMMUNITIES AND ENJOY PARTICIPATING IN CREATIVE RECREATIONAL AND CULTURAL ACTIVITIES THAT BUILD VIBRANT COMMUNITY SPIRIT BOTH LOCALLY AND AT DISTRICT LEVEL
850	WAIROA DISTRICT COUNCIL	A COMMUNITY THAT VALUES AND PROMOTES ITS CULTURE AND HERITAGE	COMMUNITIES RECOGNISING ACHIEVING AND PROMOTING THEIR CULTURAL GOALS ACKNOWLEDGING AND PROTECTING PLACES OF SIGNIFICANCE TO PASS TO FUTURE GENERATIONS COMMUNITIES RESPECTING AND EMBRACING THE CULTURAL ENVIRONMENT OF ALL CULTURES REPRESENTED IN OUR COMMUNITY
851	WAIROA DISTRICT COUNCIL	A LIFE TIME OF GOOD HEALTH AND WELLBEING	OUR COMMUNITY WANTS AN ENVIRONMENT IN WHICH ALL PEOPLE ARE ABLE TO ACHIEVE A LIFETIME OF GOOD HEALTH AND WELLBEING THEY ARE PROTECTED FROM THE NEGATIVE EFFECTS OF POLLUTION DRUG AND ALCOHOL ABUSE AND ILLNESS THEY HAVE CONFIDENCE IN AND ACCESS TO HEALTH CARE PROVIDED IN OUR REGION
852	WAIROA DISTRICT COUNCIL	A SAFE AND INTEGRATED TRANSPORT SYSTEM	A SAFE AND AFFORDABLE TRANSPORT SYSTEM THAT MEETS THE NEEDS OF THE PEOPLE IN OUR REGION
853	WAIROA DISTRICT COUNCIL	A SAFE AND SECURE COMMUNITY	CENTRAL GOVERNMENT LOCAL GOVERNMENT AND THE COMMUNITY WORKING TOGETHER TO CREATE AN ENVIRONMENT WHICH IS SAFE FOR ALL PEOPLE IN OUR REGION

Appendix B: Community Well-being Statements by Councils

854	WAIROA DISTRICT COUNCIL	A STRONG PROSPEROUS AND THRIVING ECONOMY	CENTRAL GOVERNMENT LOCAL GOVERNMENT AND INDIVIDUALS WORKING MORE EFFECTIVELY TO CREATE CONDITIONS THAT PROMOTE ECONOMIC GROWTH
855	WAIROA DISTRICT COUNCIL	AN ENVIRONMENT THAT IS APPRECIATED PROTECTED AND SUSTAINED FOR FUTURE GENERATIONS	COMMUNITIES RESPECTING THE IMPORTANCE OF OUR NATURAL ENVIRONMENT AND WORKING TOWARDS SUSTAINING THIS FOR THE WELLBEING OF FUTURE GENERATIONS
856	WAIROA DISTRICT COUNCIL	SAFE AND ACCESSIBLE RECREATIONAL FACILITIES	A COORDINATED APPROACH WHERE ALL PEOPLE ARE ABLE TO ACCESS SAFE RECREATIONAL FACILITIES
857	WAIROA DISTRICT COUNCIL	STRONG DISTRICT LEADERSHIP AND A SENSE OF BELONGING	COORDINATED LEADERSHIP TO ACHIEVE ECONOMIC SOCIAL CULTURAL AND ENVIRONMENTAL WELLBEING OF OUR COMMUNITIES A DEMOCRATIC ENVIRONMENT WHERE ALL PEOPLE ARE ABLE TO PARTICIPATE IN THE LIFE OF THEIR COMMUNITIES AND ACHIEVE A SENSE OF BELONGING
858	WAIROA DISTRICT COUNCIL	SUPPORTIVE CARING AND VALUED COMMUNITIES	CARING COMMUNITIES WHERE PEOPLE FEEL RESPECTED AND VALUED AS IMPORTANT MEMBERS OF OUR DISTRICT THEY ARE ABLE TO ACCESS RESOURCES TO REACH THEIR FULL POTENTIAL IN LIFE AND PARTICIPATE TOWARDS ACHIEVING STRONG COMMUNITIES
859	WAITAKI DISTRICT COUNCIL	WAITAKI HAS A DIVERSE SUSTAINABLE AND GROWING ECONOMY	OUR CULTURAL AND NATURAL HERITAGE AND LANDSCAPES CONTRIBUTE SIGNIFICANTLY TO ECONOMIC DIVERSITY AND SUCCESS
860	WAITAKI DISTRICT COUNCIL	WAITAKI HAS A DIVERSE SUSTAINABLE AND GROWING ECONOMY	OUR ECONOMIC DEVELOPMENT IS IN BALANCE WITH SOCIAL CULTURAL ENVIRONMENTAL AND MANA WHENUA ASPIRATIONS
861	WAITAKI DISTRICT COUNCIL	WAITAKI HAS A DIVERSE SUSTAINABLE AND GROWING ECONOMY	OUR INFRASTRUCTURE ENABLES AND RESPONDS TO ECONOMIC GROWTH
862	WAITAKI DISTRICT COUNCIL	WAITAKI HAS A DIVERSE SUSTAINABLE AND GROWING ECONOMY	SUSTAINABLE WELLPAYED EMPLOYMENT PROVIDES WHANAU WITH A GREATER DEGREE OF SELFDETERMINATION
863	WAITAKI DISTRICT COUNCIL	WAITAKI HAS A DIVERSE SUSTAINABLE AND GROWING ECONOMY	WE HAVE LOW COMPLIANCE COSTS FOR BUSINESSES
864	WAITAKI DISTRICT COUNCIL	WAITAKI HAS A DIVERSE SUSTAINABLE AND GROWING ECONOMY	WE PROVIDE SUPPORT AND ADVICE FOR NEW AND EXISTING ENTERPRISES ESPECIALLY SMALL AND MEDIUMSIZED BUSINESSES
865	WAITAKI DISTRICT COUNCIL	WAITAKI HAS ESSENTIAL TRANSPORT NETWORKS AND SERVICES	REGULAR AIR SERVICES ARE AVAILABLE AT OAMARU AIRPORT
866	WAITAKI DISTRICT COUNCIL	WAITAKI HAS ESSENTIAL TRANSPORT NETWORKS AND SERVICES	WE HAVE A SAFE AND AFFORDABLE ROADING NETWORK
867	WAITAKI DISTRICT COUNCIL	WAITAKI HAS ESSENTIAL TRANSPORT NETWORKS AND SERVICES	WE HAVE AFFORDABLE RELIABLE AND EFFECTIVE TRANSPORT SERVICES THAT MEET THE NEEDS OF THE COMMUNITY
868	WAITAKI DISTRICT COUNCIL	WAITAKI HAS ESSENTIAL TRANSPORT NETWORKS AND SERVICES	WE RESPECT CULTURAL HERITAGE AND LANDSCAPE VALUES IN OUR CONSTRUCTION AND MAINTENANCE OF TRANSPORT NETWORKS
869	WAITAKI DISTRICT COUNCIL	WAITAKI HAS STRONG AND PROUD COMMUNITIES	NEW RESIDENTS ARE ATTRACTED AND WELCOMED TO THE DISTRICT

Appendix B: Community Well-being Statements by Councils

870	WAITAKI DISTRICT COUNCIL	WAITAKI HAS STRONG AND PROUD COMMUNITIES	WE ENSURE THAT OUR COMMUNITIES VALUES INCLUDING MANA WHENUA VALUES ARE RECOGNIZED AND CATERED FOR
871	WAITAKI DISTRICT COUNCIL	WAITAKI HAS STRONG AND PROUD COMMUNITIES	WE HAVE STRONG WELLSUPPORTED COMMUNITY GROUPS AND RECOGNIZE AND VALUE OUR VOLUNTEERS
872	WAITAKI DISTRICT COUNCIL	WAITAKI HAS STRONG AND PROUD COMMUNITIES	WE VALUE CULTURAL DIVERSITY
873	WAITAKI DISTRICT COUNCIL	WAITAKI HAS STRONG AND PROUD COMMUNITIES	WE VALUE PARENTING AND WHANAU AND ENCOURAGE STRONG HEALTHY RELATIONSHIPS
874	WAITAKI DISTRICT COUNCIL	WAITAKI IS SERVED BY RESPONSIVE AND EFFICIENT GOVERNMENT	CENTRAL GOVERNMENT ENABLES MORE FREEDOM FOR LOCAL DECISIONMAKING
875	WAITAKI DISTRICT COUNCIL	WAITAKI IS SERVED BY RESPONSIVE AND EFFICIENT GOVERNMENT	OUR LOCAL AND CENTRAL GOVERNMENTS DEMONSTRATE EFFICIENT AND EFFECTIVE USE OF RESOURCES
876	WAITAKI DISTRICT COUNCIL	WAITAKI IS SERVED BY RESPONSIVE AND EFFICIENT GOVERNMENT	WE CAN BE INVOLVED IN DECISIONS THAT AFFECT US
877	WAITAKI DISTRICT COUNCIL	WAITAKI IS SERVED BY RESPONSIVE AND EFFICIENT GOVERNMENT	WE CONSIDER RATES TO BE FAIR
878	WAITAKI DISTRICT COUNCIL	WAITAKI IS SERVED BY RESPONSIVE AND EFFICIENT GOVERNMENT	WE ENSURE THAT OUR COMMUNITIES VALUES AND CULTURAL IMPERATIVES ARE RECOGNIZED AND CATERED FOR
879	WAITAKI DISTRICT COUNCIL	WAITAKI PEOPLE ARE SAFE AND HEALTHY	OUR EXISTING WAITAKI HOSPITAL SERVICES ARE RETAINED AND IMPROVED WHILE OUTOFDISTRICT HOSPITAL SERVICES ARE EASILY ACCESSED
880	WAITAKI DISTRICT COUNCIL	WAITAKI PEOPLE ARE SAFE AND HEALTHY	OUR PEOPLE HAVE EASY ACCESS TO SOCIAL SERVICES AND ADVICE IN TIMES OF NEED
881	WAITAKI DISTRICT COUNCIL	WAITAKI PEOPLE ARE SAFE AND HEALTHY	WE ENCOURAGE AND PROMOTE CYCLING AND WALKING FOR HEALTH AND COMMUTING PURPOSES BY PROVIDING SAFE CYCLEWAYS AND WALKWAYS
882	WAITAKI DISTRICT COUNCIL	WAITAKI PEOPLE ARE SAFE AND HEALTHY	WE ENJOY SECURE ACCESS TO PRIMARY HEALTH SERVICES
883	WAITAKI DISTRICT COUNCIL	WAITAKI PEOPLE ARE SAFE AND HEALTHY	WE FEEL SAFE IN OUR HOMES AND ON OUR STREETS
884	WAITAKI DISTRICT COUNCIL	WAITAKI PEOPLE ARE SAFE AND HEALTHY	WE HAVE ACTIVE HEALTHY LIFESTYLES SUPPORTED BY EASY ACCESS TO A WIDE VARIETY OF PHYSICAL RECREATION AND HEALTH EDUCATION
885	WAITAKI DISTRICT COUNCIL	WAITAKI PEOPLE ARE SAFE AND HEALTHY	WE PROMOTE HAUORA AND HOLISTIC WELLBEING FOR ALL OUR COMMUNITIES
886	WAITAKI DISTRICT COUNCIL	WAITAKI PEOPLE ARE SAFE AND HEALTHY	WE SUPPORT POLICING PARTICULARLY IN SMALL AND RURAL COMMUNITIES
887	WAITAKI DISTRICT COUNCIL	WAITAKI PEOPLE ARE SAFE AND HEALTHY	WE WORK TOGETHER TO PROTECT PEOPLE AND PROPERTY
888	WAITAKI DISTRICT COUNCIL	WAITAKI PEOPLE HAVE ACCESS TO LIFELONG LEARNING	OUR EDUCATION SYSTEM PROMOTES LEARNING OF MAORI CULTURE AND IDENTITY WITH THE SUPPORT AND GUIDANCE OF MANA WHENUA
889	WAITAKI DISTRICT COUNCIL	WAITAKI PEOPLE HAVE ACCESS TO LIFELONG LEARNING	OUR PRESCHOOL CHILDREN HAVE ACCESS TO A RANGE OF QUALITY EARLY CHILDHOOD EDUCATION AND CHILDCARE FACILITIES
890	WAITAKI DISTRICT COUNCIL	WAITAKI PEOPLE HAVE ACCESS TO LIFELONG LEARNING	OUR SECONDARY TERTIARY AND EMPLOYMENT TRAINING PROVIDERS ADDRESS THE SOCIAL CULTURAL AND ECONOMIC NEEDS OF THE DISTRICT

Appendix B: Community Well-being Statements by Councils

891	WAITAKI DISTRICT COUNCIL	WAITAKI PEOPLE HAVE ACCESS TO LIFELONG LEARNING	OUR SMALL AND RURAL COMMUNITIES CAN ACCESS INTERACTIVE DISTANCE LEARNING
892	WAITAKI DISTRICT COUNCIL	WAITAKI PEOPLE HAVE ACCESS TO LIFELONG LEARNING	SCHOOLS REMAIN AN INTEGRAL PART OF OUR COMMUNITIES
893	WAITAKI DISTRICT COUNCIL	WAITAKI PEOPLE HAVE ACCESS TO LIFELONG LEARNING	WE RETAIN A NETWORK OF QUALITY PRIMARY AND SECONDARY SCHOOLS ENABLING ACCESS FOR CHILDREN WITHIN REASONABLE TRAVELLING DISTANCES
894	WAITAKI DISTRICT COUNCIL	WAITAKI RIVERS AND WATER ARE MANAGED FOR THE FUTURE	WE HAVE QUALITY DRINKING WATER
895	WAITAKI DISTRICT COUNCIL	WAITAKI RIVERS AND WATER ARE MANAGED FOR THE FUTURE	WE HAVE RELIABLE WATER SUPPLY FOR HOMES FARMS AND INDUSTRIES
896	WAITAKI DISTRICT COUNCIL	WAITAKI RIVERS AND WATER ARE MANAGED FOR THE FUTURE	WE PROTECT OUR WATER SUPPLIES AND WATER BODIES FROM POLLUTION AND CONTAMINATION
897	WAITAKI DISTRICT COUNCIL	WAITAKI RIVERS AND WATER ARE MANAGED FOR THE FUTURE	WE RECOGNIZE MANA WHENUA VALUES ASSOCIATED WITH OUR WATERWAYS INCLUDING RESPECTING THE MAURI OF WATERWAYS AND ENSURING ACCESS TO MAHIKA KAI
898	WAITAKI DISTRICT COUNCIL	WAITAKI RIVERS AND WATER ARE MANAGED FOR THE FUTURE	WE RECOGNIZE THE SOCIAL AND RECREATIONAL VALUES ASSOCIATED WITH OUR WATERWAYS
899	WAITAKI DISTRICT COUNCIL	WAITAKI RIVERS AND WATER ARE MANAGED FOR THE FUTURE	WORKABLE PLANS FOR WAITAKI CATCHMENTS ARE IN PLACE
900	WAITAKI DISTRICT COUNCIL	WAITAKIS DISTINCTIVE NATURAL ENVIRONMENT IS VALUED AND PROTECTED	ALL LAND USE IS MANAGED SUSTAINABLY AND SENSITIVELY WITH PARTICULAR ATTENTION TO COASTAL AND OTHER AREAS OF ENVIRONMENTAL AND CULTURAL SIGNIFICANCE
901	WAITAKI DISTRICT COUNCIL	WAITAKIS DISTINCTIVE NATURAL ENVIRONMENT IS VALUED AND PROTECTED	WE ENJOY ACCESS TO OUR BEACHES LAKES AND RIVERS WHILE RESPECTING AND UPHOLDING THE RIGHTS OF PROPERTY OWNERS
902	WAITAKI DISTRICT COUNCIL	WAITAKIS DISTINCTIVE NATURAL ENVIRONMENT IS VALUED AND PROTECTED	WE MAINTAIN THE INTEGRITY OF OUR NATURAL AND CULTURAL LANDSCAPES INCLUDING WAAHI TAPU AND WAAHI TAOKA
903	WAITAKI DISTRICT COUNCIL	WAITAKIS DISTINCTIVE NATURAL ENVIRONMENT IS VALUED AND PROTECTED	WE MANAGE OUR WASTE STREAM TO MINIMIZE RESIDUAL WASTE TO LANDFILL
904	WAITAKI DISTRICT COUNCIL	WAITAKIS UNIQUE CULTURE AND HERITAGE ARE PRESERVED AND CELEBRATED	A RANGE OF EASILY ACCESSED FACILITIES AND EVENTS ENABLE PARTICIPATION AND ENJOYMENT OF SPORTING AND CULTURAL ACTIVITY BY ALL MEMBERS OF THE COMMUNITY
905	WAITAKI DISTRICT COUNCIL	WAITAKIS UNIQUE CULTURE AND HERITAGE ARE PRESERVED AND CELEBRATED	ALL OUR COMMUNITIES SHARE THEIR CULTURE AND HERITAGE WITH GROWING NUMBERS OF VISITORS
906	WAITAKI DISTRICT COUNCIL	WAITAKIS UNIQUE CULTURE AND HERITAGE ARE PRESERVED AND CELEBRATED	OUR DEVELOPMENT IN LOWER THAMES STREET AND THE OAMARU HARBOURSIDE AREA PROVIDES AN ATTRACTIVE PEDESTRIANFRIENDLY DESTINATION THAT IS SYMPATHETIC TO THE BUILT HERITAGE
907	WAITAKI DISTRICT COUNCIL	WAITAKIS UNIQUE CULTURE AND HERITAGE ARE PRESERVED AND CELEBRATED	WE CELEBRATE THE UNIQUE HERITAGE AND CULTURE OF THE MANA WHENUA

Appendix B: Community Well-being Statements by Councils

908	WAITOMO DISTRICT COUNCIL	COASTLINE PARKS AND RESERVES	TO PRESERVE THE NATURAL CHARACTER OF THE DISTRICTS COASTLINE AND RESERVES ENSURING PUBLIC ACCESS TO THE COASTLINE AND RESERVES
909	WAITOMO DISTRICT COUNCIL	COMMUNICATIONS AND INFORMATION	THE DISTRICT HAS A COMMUNICATION NETWORK EQUIVALENT TO THAT OF MAIN URBAN CENTRES AND A COMMUNITY THAT IS CONVERSANT IN THE USE OF MODERN COMMUNICATION TECHNOLOGY
910	WAITOMO DISTRICT COUNCIL	CULTURAL HERITAGE AND SOCIAL HARMONY	A DISTRICT THAT IS ENRICHED BY THE VALUES OF ALL ITS PEOPLE AND IN PARTICULAR MAORI HERITAGE CULTURE BELIEFS AND WAY OF LIFE ARE AN INHERENT AND VALUED PART OF COMMUNITY LIFE
911	WAITOMO DISTRICT COUNCIL	EDUCATION	TO BE A COMMUNITY WHERE THE LEVEL OF EDUCATION OF ALL RESIDENTS IS HIGH ENOUGH TO TAKE ADVANTAGE OF OPPORTUNITIES THAT IMPROVE THE QUALITY OF LIFE FOR THE COMMUNITY
912	WAITOMO DISTRICT COUNCIL	EMPLOYMENT	COLLABORATIVELY WORK TOWARDS CREATING A WIDE RANGE AND NUMBER OF EMPLOYMENT OPPORTUNITIES IN THE REGION
913	WAITOMO DISTRICT COUNCIL	ENERGY	MINIMISE ENERGY CONSUMPTION THROUGH EFFICIENT USE AND INVESTMENT IN ENERGY DEVELOPMENTCAPACITY IS CARRIED OUT IN A MANNER CONSISTENT WITH A SUSTAINABLE ENVIRONMENT
914	WAITOMO DISTRICT COUNCIL	GOVERNMENT SERVICES	TO ENSURE THE COMMUNITY HAS APPROPRIATE AND TIMELY ACCESS TO SERVICES PROVIDED BY CENTRAL GOVERNMENT
915	WAITOMO DISTRICT COUNCIL	HEALTH	TO PURSUE PERSONAL SOCIAL AND CULTURAL WELLBEING SUPPORTED BY LOCALLY AVAILABLE HEALTH SERVICES
916	WAITOMO DISTRICT COUNCIL	HOUSING AND ACCOMMODATION	AVAILABILITY OF CHOICE IN HOUSING AND VISITOR ACCOMMODATION TO MEET THE NEEDS OF ALL PEOPLE WHO WISH TO RESIDE OR VISIT THE DISTRICT IN A WAY THAT CONTRIBUTES TO THE DISTRICT APPEAL AND IMAGE
917	WAITOMO DISTRICT COUNCIL	IMAGE	WORK TOWARDS CREATING A READILY PROSPEROUS IDENTIFIABLE AND ATTRACTIVE IMAGE TO THE WORLD OUTSIDE WAITOMO BASED ON A STRONG INTERNAL SENSE OF PRIDE SELFIMAGE AND SELFESTEEM
918	WAITOMO DISTRICT COUNCIL	LAND USE FARMING FORESTRY AND MINING	PLANNED INTENSIFICATION AND DIVERSITY OF USE TO ACHIEVE THE BEST ECONOMIC BENEFIT OF LAND IN PRODUCTIVE USE
919	WAITOMO DISTRICT COUNCIL	MANUFACTURING PROCESS AND SERVICE INDUSTRIES	A DISTRICT THAT HAS PRIMARY SECTOR VALUEADDED BUSINESSES AND AN INFRASTRUCTURE OF COMMERCE THAT COMPETES IN THE GLOBAL MARKET AND PROVIDES LOCAL JOBS AND LOCAL WEALTH
920	WAITOMO DISTRICT COUNCIL	PRESERVING THE ENVIRONMENT	PRESERVE THE NATURAL ENVIRONMENT FOR FUTURE GENERATIONS ENSURING THAT NATURAL RESOURCES ARE USED IN A SUSTAINABLE MANNER
921	WAITOMO DISTRICT COUNCIL	RECREATION AND SOCIAL AMENITIES	A DISTRICT WHERE THE COMMUNITY IS ABLE TO ENJOY SOCIAL CULTURAL AND SPIRITUAL WELLBEING THROUGH COMMUNITY AMENITIES FACILITIES RECREATION SPORTS AND ARTS ACTIVITIES THAT PROVIDE FOR A FULL QUALITY OF LIFE AND CHOICE OF ENJOYMENT FOR ALL RESIDENTS

Appendix B: Community Well-being Statements by Councils

922	WAITOMO DISTRICT COUNCIL	RETAIL	TO BE SEEN AS A DESTINATION FOR SHOPPING OFFERING CHOICE AND CONVENIENCE
923	WAITOMO DISTRICT COUNCIL	TRANSPORT	MOVEMENT OF GOODS AND PEOPLE IS EFFICIENT SAFE COMPETITIVE AND CONVENIENT SO THAT COMMERCIAL AND COMMUNITY SOCIAL NEEDS ARE ABLE TO SUPPORT THE QUALITY OF LIFE EXPECTED OR CHOSEN BY THE COMMUNITY
924	WAITOMO DISTRICT COUNCIL	URBAN DEVELOPMENT	TO CREATE VIBRANT COMMUNITIES THAT ATTRACT PEOPLE AND INVESTMENT AND OFFER A QUALITY OF LIFE AND SOCIETY EXPECTED BY NEW ZEALANDERS IN THE 21ST CENTURY
925	WAITOMO DISTRICT COUNCIL	VISITORS AND TOURISM	THE IMAGE AND ATTRACTION VALUE OF TOURISM IS MAXIMISED TO AID IN BRINGING NEW BUSINESS AND NEW RESIDENTS TO WAITOMO
926	WAITOMO DISTRICT COUNCIL	WASTE	A DISTRICT THAT WORKS TOWARDS MINIMISING THE IMPACT OF WASTE ON THE ENVIRONMENT
927	WAITOMO DISTRICT COUNCIL	WASTEWATER AND SEWAGE	AVAILABILITY OF RELIABLE AND FUNCTIONAL SEWAGE SYSTEMS FOR URBAN COMMUNITIES GREATER THAN POPULATION
928	WAITOMO DISTRICT COUNCIL	WATER SUPPLIES	HIGH QUALITY WATER SUPPLY PROVISIONS IN ALL URBAN CENTRES GREATER THAN POPULATION
929	WELLINGTON CITY COUNCIL	CULTURAL WELLBEING	SHAPING WELLINGTONS UNIQUE IDENTITY
930	WELLINGTON CITY COUNCIL	ECONOMIC DEVELOPMENT	SUPPORTING GROWTH TO ENHANCE QUALITY OF LIFE
931	WELLINGTON CITY COUNCIL	ENVIRONMENT	PROTECTING AND ENHANCING WELLINGTONS ENVIRONMENT
932	WELLINGTON CITY COUNCIL	GOVERNANCE	DELIVERING TRUST AND CONFIDENCE IN CIVIC DECISIONMAKING
933	WELLINGTON CITY COUNCIL	SOCIAL AND RECREATION	SAFE RESILIENT HEALTHY COMMUNITIES
934	WELLINGTON CITY COUNCIL	TRANSPORT	CONNECTING PEOPLE AND PLACES
935	WELLINGTON CITY COUNCIL	URBAN DEVELOPMENT	A COMPACT VIBRANT ATTRACTIVE CITY
936	WELLINGTON REGIONAL COUNCIL	CONNECTED COMMUNITY	CONNECTED COMMUNITY
937	WELLINGTON REGIONAL COUNCIL	ENTREPRENEURIAL AND INNOVATIVE REGION	ENTREPRENEURIAL AND INNOVATIVE REGION
938	WELLINGTON REGIONAL COUNCIL	ESSENTIAL SERVICES	ESSENTIAL SERVICES
939	WELLINGTON REGIONAL COUNCIL	HEALTHY COMMUNITY	HEALTHY COMMUNITY
940	WELLINGTON REGIONAL COUNCIL	HEALTHY ENVIRONMENT	HEALTHY ENVIRONMENT
941	WELLINGTON REGIONAL COUNCIL	PREPARED COMMUNITY	PREPARED COMMUNITY
942	WELLINGTON REGIONAL COUNCIL	PROSPEROUS COMMUNITY	PROSPEROUS COMMUNITY

Appendix B: Community Well-being Statements by Councils

943	WELLINGTON REGIONAL COUNCIL	QUALITY LIFESTYLE	QUALITY LIFESTYLE
944	WELLINGTON REGIONAL COUNCIL	SENSE OF PLACE	SENSE OF PLACE
945	WELLINGTON REGIONAL COUNCIL	STRONG AND TOLERANT COMMUNITY	STRONG AND TOLERANT COMMUNITY
946	WEST COAST REGIONAL COUNCIL	ECONOMY OUTCOME	A THRIVING RESILIENT AND INNOVATIVE ECONOMY CREATING OPPORTUNITIES FOR GROWTH AND EMPLOYMENT
947	WEST COAST REGIONAL COUNCIL	EDUCATION OUTCOME	A REGION THAT VALUES AND SUPPORTS LEARNING WITH ACCESSIBLE RELEVANT EDUCATION AND TRAINING OPPORTUNITIES
948	WEST COAST REGIONAL COUNCIL	ENVIRONMENT OUTCOME	THE DISTINCTIVE CHARACTER OF THE ENVIRONMENT IS APPRECIATED AND RETAINED
949	WEST COAST REGIONAL COUNCIL	HEALTH OUTCOME	HEALTHY COMMUNITY WITH ACCESS TO QUALITY FACILITIES AND SERVICES
950	WEST COAST REGIONAL COUNCIL	IDENTITY OUTCOME	A HAPPENING REGION WITH A STRONG COMMUNITY SPIRIT AND DISTINCTIVE LIFESTYLE
951	WEST COAST REGIONAL COUNCIL	SAFETY OUTCOME	A REGION THAT IS A SAFE PLACE TO LIVE
952	WESTERN BAY OF PLENTY DISTRICT	LEADERS ARE EFFECTIVE INFORMED AND INCLUSIVE	WE ARE REPRESENTED BY RESPONSIBLE AND MOTIVATED PEOPLE WHO SUPPORT OUR PARTICIPATION IN DECISIONMAKING
953	WESTERN BAY OF PLENTY DISTRICT	OUR COMMUNITIES ARE VIBRANT AND WELCOMING	OUR COMMUNITIES CELEBRATE DIFFERENCES AND STRENGTHS WE HAVE PRIDE IN OUR COMMUNITIES
954	WESTERN BAY OF PLENTY DISTRICT	OUR ECONOMY IS THRIVING	A DIVERSE PRODUCTIVE AND COMPETITIVE LOCAL ECONOMY SUPPORTS LONGTERM SUSTAINABLE GROWTH
955	WESTERN BAY OF PLENTY DISTRICT	OUR ENVIRONMENT IS CLEAN GREEN AND VALUED	THE NATURAL ENVIRONMENT IS VALUED PROTECTED AND SUSTAINED FOR FUTURE GENERATIONS
956	WESTERN BAY OF PLENTY DISTRICT	WE CAN ALL ENJOY A HEALTHY AND SAFE LIFESTYLE	WE ALL HAVE THE OPPORTUNITY TO BE HEALTHY AND SAFE AND HAVE ACCESS TO SERVICES AND FACILITIES THAT SUPPORT THIS LIFESTYLE CHOICE
957	WESTLAND DISTRICT COUNCIL	ECONOMY	A THRIVING RESILIENT AND INNOVATIVE ECONOMY CREATING OPPORTUNITIES FOR GROWTH AND EMPLOYMENT
958	WESTLAND DISTRICT COUNCIL	EDUCATION	A DISTRICT THAT VALUES AND SUPPORTS LEARNING WITH ACCESSIBLE RELEVANT EDUCATION AND TRAINING OPPORTUNITIES
959	WESTLAND DISTRICT COUNCIL	ENVIRONMENT	THE DISTINCTIVE CHARACTER OF THE ENVIRONMENT APPRECIATED AND RETAINED
960	WESTLAND DISTRICT COUNCIL	HEALTH	HEALTHY COMMUNITIES WITH ACCESS TO QUALITY FACILITIES AND SERVICES
961	WESTLAND DISTRICT COUNCIL	IDENTITY	A HAPPENING REGION WITH A STRONG COMMUNITY SPIRIT AND DISTINCTIVE LIFESTYLE
962	WESTLAND DISTRICT COUNCIL	SAFETY	A DISTRICT THAT IS A SAFE PLACE TO LIVE

Appendix B: Community Well-being Statements by Councils

963	WHAKATANE DISTRICT COUNCIL	CLEAN PROTECTED ENVIRONMENT	CLEAN PROTECTED ENVIRONMENT
964	WHAKATANE DISTRICT COUNCIL	DIVERSE CREATIVE AND ACTIVE COMMUNITY	DIVERSE CREATIVE AND ACTIVE COMMUNITY
965	WHAKATANE DISTRICT COUNCIL	EDUCATION AND TRAINING OPPORTUNITIES FOR ALL	EDUCATION AND TRAINING OPPORTUNITIES FOR ALL
966	WHAKATANE DISTRICT COUNCIL	ENVIRONMENTALLY RESPONSIBLE DEVELOPMENT	ENVIRONMENTALLY RESPONSIBLE DEVELOPMENT
967	WHAKATANE DISTRICT COUNCIL	HEALTHY PEOPLE AND QUALITY HOUSING	HEALTHY PEOPLE AND QUALITY HOUSING
968	WHAKATANE DISTRICT COUNCIL	HIGHQUALITY AFFORDABLE INFRASTRUCTURE	HIGHQUALITY AFFORDABLE INFRASTRUCTURE
969	WHAKATANE DISTRICT COUNCIL	PROSPEROUS ECONOMY	PROSPEROUS ECONOMY
970	WHAKATANE DISTRICT COUNCIL	SAFE CARING COMMUNITY	SAFE CARING COMMUNITY
971	WHAKATANE DISTRICT COUNCIL	STRONG TRANSPARENT AND OPEN LEADERSHIP	STRONG TRANSPARENT AND OPEN LEADERSHIP
972	WHANGANUI DISTRICT COUNCIL	A COMMUNITY WHERE PEOPLE WORK TOGETHER	A COMMUNITY WHERE PEOPLE WORK TOGETHER
973	WHANGANUI DISTRICT COUNCIL	A COMMUNITY WITH IDENTITY	A COMMUNITY WITH IDENTITY
974	WHANGANUI DISTRICT COUNCIL	A COMMUNITY WITH QUALITY EDUCATION	A COMMUNITY WITH QUALITY EDUCATION
975	WHANGANUI DISTRICT COUNCIL	A COMMUNITY WITH WELL DEVELOPED AMENITIES AND RECREATIONAL OPPORTUNITIES	A COMMUNITY WITH WELL DEVELOPED AMENITIES AND RECREATIONAL OPPORTUNITIES
976	WHANGANUI DISTRICT COUNCIL	A HEALTHY COMMUNITY	A HEALTHY COMMUNITY
977	WHANGANUI DISTRICT COUNCIL	A PROSPEROUS COMMUNITY	A PROSPEROUS COMMUNITY
978	WHANGANUI DISTRICT COUNCIL	A SAFE COMMUNITY	A SAFE COMMUNITY
979	WHANGANUI DISTRICT COUNCIL	A WELL CONNECTED COMMUNITY	A WELL CONNECTED COMMUNITY
980	WHANGANUI DISTRICT COUNCIL	AN ENVIRONMENTALLY SUSTAINABLE COMMUNITY	AN ENVIRONMENTALLY SUSTAINABLE COMMUNITY
981	WHANGAREI DISTRICT COUNCIL	COMMUNITY	A DISTRICT WITH COMMUNITY PROGRAMMES AND FACILITIES FOR ALL
982	WHANGAREI DISTRICT COUNCIL	CULTURE HERITAGE	A COMMUNITY WHICH VALUES ITS CULTURE AND HERITAGE
983	WHANGAREI DISTRICT COUNCIL	ECONOMY	A VIBRANT AND GROWING LOCAL ECONOMY
984	WHANGAREI DISTRICT COUNCIL	ENVIRONMENT	A SUSTAINABLE ENVIRONMENTALLY RESPONSIBLE DISTRICT WHICH VALUES ITS NATURAL UNIQUENESS
985	WHANGAREI DISTRICT COUNCIL	HEALTHY EDUCATED	A COMMUNITY WHICH IS HEALTHY AND EDUCATED
986	WHANGAREI DISTRICT COUNCIL	SAFE	A DISTRICT WHICH IS SAFE AND CRIME FREE

Appendix C: Coverage of Community Well-being Measures in Living Standard Framework

S.NO	HEADING	SUB HEADING	DOMAIN	INDICATOR	UNITS	AVAILABLE IN LTP	ALTERNATE DATA
1	OUR COUNTRY	INDICATOR OVERVIEW	CIVIC ENGAGEMENT AND GOVERNANCE	PERCEIVED CORRUPTION	CORRUPTION PERCEPTION INDEX SCORE ON A SCALE FROM 0 (HIGH CORRUPT) TO 100 (VERY CLEAN)	NO	
2	OUR COUNTRY	INDICATOR OVERVIEW	CIVIC ENGAGEMENT AND GOVERNANCE	TRUST IN GOVERNMENT INSTITUTES	PERCENTAGE OF ADULTS WHO, OVERALL, TRUST THE PUBLIC SERVE	NO	
3	OUR COUNTRY	INDICATOR OVERVIEW	CIVIC ENGAGEMENT AND GOVERNANCE	VOTER TURNOUT	PERCENTAGE OF ENROLLED ELECTTORS WHO VOTED IN THE GENERAL ELECTION	YES	
4	OUR COUNTRY	INDICATOR OVERVIEW	CULTURAL IDENTITY	ABILITY TO EXPRESS IDENTITY	PERCENTAGE OF ADULTS WHO SAID OT WAS EASY OR VERY EASY TO EXPRESS THEIR IDENTITY IN NEW ZEALAND	YES	
5	OUR COUNTRY	INDICATOR OVERVIEW	CULTURAL IDENTITY	TE REO MAORI SPEAKERS	PERCENTAGE OF PEOPLE WHO CAN COVERS ABOUT A LOT OF EVERYDAY THINGS IN TE REO MAORI	YES	
6	OUR COUNTRY	INDICATOR OVERVIEW	ENVIROMENT	ACCESS TO THE NATURAL ENVIROMENT	PERCENTAGE OF PEOPLE WH SAID IT WAS VER EASY TO GET TO THEIR NEAREST PARK OR GREEN SPACE	YES	
7	OUR COUNTRY	INDICATOR OVERVIEW	ENVIROMENT	AIR QUALITY	NATIONAL ANNUAL AVERAGE PM10 CONCENTRATION	YES	
8	OUR COUNTRY	INDICATOR OVERVIEW	ENVIROMENT	PERCEIVED ENVIROMENT QUALITY	PERCENTAGE OF PEOPLE WHO RATE THE "OVERALL STATE OF THE NATURAL ENVIROMENT IN NEW ZEALAND" AS VERY GOOD OR GOOD	YES	
9	OUR COUNTRY	INDICATOR OVERVIEW	ENVIROMENT	WATER QUALITY (SWIMMABILITY)	PERCENTAGE OF TESTED RIVER SITES THAT ARE SAFE TO SWIM IN UNDER NORMAL CONDITIONS	YES	
10	OUR COUNTRY	INDICATOR OVERVIEW	HEALTH	HEALTH STATUS	PERCENTAGE OF ADULTS REPORTING GOOD OR VERY GOOD HEALTH	YES	
11	OUR COUNTRY	INDICATOR OVERVIEW	HEALTH	HEALTHY LIFE EXPECTANCY	NUMBER OF YEARS AN INFANT UNDER 1 YEAR OLD CAN EXPECT TO LIVE IN GOOD HEALTH	YES	
12	OUR COUNTRY	INDICATOR OVERVIEW	HEALTH	MENTAL HEALTH	PERCENTAGE OF ADULTS WITH HIGH LEVELS OF PSYCHOLOGICAL DISTRESS	YES	
13	OUR COUNTRY	INDICATOR OVERVIEW	HEALTH	SUICIDE RATE	DEATHS CAUSED BY INTENTIONAL SELF-HARM, AGE-STANDARDISED RATE PER 100,000 PEOPLE	YES	
14	OUR COUNTRY	INDICATOR OVERVIEW	HOUSING	HOUSEHOLD CROWDING	PERCENTAGE OF PEOPLE LIVING IN A CROWDED HOUSE	YES	
15	OUR COUNTRY	INDICATOR OVERVIEW	HOUSING	HOUSING COST	PERCENTAGE OF HOUSEHOLDS WITH HOUSING COSTS GREATER THAN 30% OF INCOME	YES	
16	OUR COUNTRY	INDICATOR OVERVIEW	HOUSING	HOUSING QUALITY	PERCENTAGE OF PEOPLE REPORTING MAJOR REPAIRS NEEDED	YES	
17	OUR COUNTRY	INDICATOR OVERVIEW	INCOME AND CONSUMPTION	CHILD POVERTY - MATERIAL HARDSHIP	PERCENTAGE OF CHILDREN LIVING IN HOUSEHOLDS EXPERIENCING MATERIAL HARDSHIP	MAYBE	FAMILY INCOME
18	OUR COUNTRY	INDICATOR OVERVIEW	INCOME AND CONSUMPTION	CONSUMPTION	AVERAGE REAL WEEKLY HOUSEHOLD EXPENDITURE	YES	
19	OUR COUNTRY	INDICATOR OVERVIEW	INCOME AND CONSUMPTION	DISPOSABLE INCOME	MEDIAN REAL EQUIVALISED HOUSEHOLD INCOME AFTER TAXES AND TRANSFERS, AND BEFORE HOUSING COSTS	YES	
20	OUR COUNTRY	INDICATOR OVERVIEW	INCOME AND CONSUMPTION	FINANCIAL WELLBEING	PERCENTAGE OF ADULTS WHO REPORT THEY DO NOT HAVE ENOUGH MONEY TO MEET EVERYDAY NEEDS	YES	
21	OUR COUNTRY	INDICATOR OVERVIEW	INCOME AND CONSUMPTION	HOUSEHOLD NET WORTH	AVERAGE HOUSEHOLD NET WORTH	MAYBE	FAMILY INCOME
22	OUR COUNTRY	INDICATOR OVERVIEW	JOBS AND EARNINGS	EMPLOYMENT RATE	PERCENTAGE OF ADULTS WHO ARE EMPLOYED	YES	
23	OUR COUNTRY	INDICATOR OVERVIEW	JOBS AND EARNINGS	HOURLY EARNINGS	MEDIAN HOURLY EARNINGS FOR WAGE AND SALARY EMPLOYEES (AGED 15+)	YES	
24	OUR COUNTRY	INDICATOR OVERVIEW	JOBS AND EARNINGS	UNEMPLOYMENT RATE	PERCENTAGE OF LABOUR FORCE WHO ARE UNEMPLOYED	YES	
25	OUR COUNTRY	INDICATOR OVERVIEW	JOBS AND EARNINGS	YOUTH NEET RATE	PERCENTAGE OF YOUNG PEOPLE AGED 15-24 YEARS WHO ARE NOT IN EMPLOYMENT, EDUCATION OR TRAINING (NEET)	YES	

Appendix C: Coverage of Community Well-being Measures in Living Standard Framework

S.NO	HEADING	SUB HEADING	DOMAIN	INDICATOR	UNITS	AVAILABLE IN LTP	ALTERNATE DATA
26	OUR COUNTRY	INDICATOR OVERVIEW	KNOWLEDGE AND SKILLS	COGNITIVE SKILLS AT AGE 15	PROGRAMME FOR INTERNATIONAL STUDENT ASSESSMENT (PISA) MEAN SCORE FOR READING,MATHEMATICS AND SCIENCE	MAYBE	NUMERACY AND LITERACY CREDITS AT NCEA LEVEL 1
27	OUR COUNTRY	INDICATOR OVERVIEW	KNOWLEDGE AND SKILLS	EDUCATIONAL ATTAINMENT OF THE ADULT POPULATION (TERTIARY)	PERCENTAGE OF ADULTS AGED 25-64 WITH A BACHELOR'S DEGREE OR HIGHER QUALIFICATION	YES	
28	OUR COUNTRY	INDICATOR OVERVIEW	KNOWLEDGE AND SKILLS	EDUCATIONAL ATTAINMENT OF THE ADULT POPULATION (UPPER SECONDARY)	PERCENTAGE OF ADULTS AGED 25-64 WITH AT LEAST AN UPPER SECONDARY EDUCATION(EQUIVALENT TO NCEA LEVEL 2)	YES	
29	OUR COUNTRY	INDICATOR OVERVIEW	SAFETY	DOMESTIC VIOLENCE	PERCENTAGE OF ADULTS WHO WERE VICTIMS OF FAMILY VIOLENCE IN THE PAST YEAR	YES	
30	OUR COUNTRY	INDICATOR OVERVIEW	SAFETY	FEELING SAFE	PERCENTAGE OF ADULTS WHO FEEL SAFE WHEN WALKING ALONE IN THEIR NEIGHBOURHOOD AFTER DARK	YES	
31	OUR COUNTRY	INDICATOR OVERVIEW	SAFETY	INTENTIONAL HOMICIDE RATE	DEATHS CAUSED BY ASSAULT, AGE-STANDARDISED RATES PER 100,000 PEOPLE	MAYBE	CRIME RATE
32	OUR COUNTRY	INDICATOR OVERVIEW	SAFETY	WORKPLACE ACCIDENT RATE	NUMBER OF WORK-RELATED INJURY CLAIMS PER1,000 FULL-TIME EQUIVALENT EMPLOYEES (FTES)	YES	
33	OUR COUNTRY	INDICATOR OVERVIEW	SOCIAL CONNECTIONS	DISCRIMINATION	PERCENTAGE OF ADULTS HOW EXPERIENCED DISCRIMINATION IN THE PAST 12 MONTHS IN NEW ZEALAND	YES	
34	OUR COUNTRY	INDICATOR OVERVIEW	SOCIAL CONNECTIONS	LONELINESS	PERCENTAGE OF ADULTS WHO FELT LONELY AT LEAST SOME OF THE TIME IN THE LAST FOUR WEEKS	MAYBE	MENTAL HEALTH
35	OUR COUNTRY	INDICATOR OVERVIEW	SOCIAL CONNECTIONS	MĀORI CONNECTION TO MARAE	PERCENTAGE OF MĀORI ADULTS WHO FEEL STRONGLY CONNECTED WITH THEIR ANCESTRAL MARAE	MAYBE	VOLUNTEER WORK IN MARAE
36	OUR COUNTRY	INDICATOR OVERVIEW	SOCIAL CONNECTIONS	SOCIAL NETWORK SUPPORT	PERCENTAGE OF ADULTS WHO HAD FACE TO FACE CONTACT WITH FRIENDS WHO DO NOT LIVE WITH THEM AT LEAST ONCE A WEEK	MAYBE	SOCIAL NETWORKING
37	OUR COUNTRY	INDICATOR OVERVIEW	SUBJECTIVE WELLBEING	FAMILY WELLBEING	PERCENTAGE OF PEOPLE WITH A SCORE OF 7/10 OR HIGHER FOR FAMILY WELLBEING	MAYBE	GREAT PLACE TO LIVE
38	OUR COUNTRY	INDICATOR OVERVIEW	SUBJECTIVE WELLBEING	GENERAL LIFE SATISFACTION	PERCENTAGE OF PEOPLE WITH A SCORE OF 7/10 OR HIGHER FOR LIFE SATISFACTION	MAYBE	GREAT PLACE TO LIVE
39	OUR COUNTRY	INDICATOR OVERVIEW	SUBJECTIVE WELLBEING	SENSE OF PURPOSE IN ONE'S LIFE	PERCENTAGE OF PEOPLE WITH A SCORE OF 7/10 OR HIGHER FOR FEELING THAT LIFE IS WORTHWHILE	MAYBE	MENTAL HEALTH
40	OUR COUNTRY	INDICATOR OVERVIEW	TIME USE	LEISURE AND PERSONAL CARE	AVERAGE HOURS PER DAY DEVOTED TO FREE TIME AND PERSONAL CARE (E.G. SLEEPING, EATING,PERSONAL HYGIENE) BY PEOPLE AGED 12 AND OVER	YES	
41	OUR COUNTRY	INDICATOR OVERVIEW	TIME USE	PAID WORK	AVERAGE ACTUAL WEEKLY HOURS WORKED BY EMPLOYED ADULTS	YES	
42	OUR COUNTRY	INDICATOR OVERVIEW	TIME USE	SATISFACTION WITH WORK-LIFE BALANCE	PERCENTAGE OF PEOPLE WHO ARE "VERYSATISFIED" OR "SATISFIED WITH THEIR WORK-LIFE BALANCE	YES	
43	OUR COUNTRY	INDICATOR OVERVIEW	TIME USE	UNPAID WORK	AVERAGE HOURS PER DAY SPENT DOING UNPAID WORK (FOR OWN HOUSEHOLD, OTHER HOUSEHOLD OR AN ORGANISATION)	YES	
44	OUR FUTURE	NATURAL CAPITAL	NATURAL CAPITAL	BIODIVERSITY AND GENETIC RESUORCES	PERCENTAGE OF ASSESSED INDIGENOUS SPECIES CLASSFIED AS THERATENED WITH OR AT RISK OF EXTINCTION	MAYBE	PEST CONTROL
45	OUR FUTURE	NATURAL CAPITAL	NATURAL CAPITAL	CLIMATE REGULATION	CARBON STORED IN FOREST BIOMASS	NO	
46	OUR FUTURE	NATURAL CAPITAL	NATURAL CAPITAL	DRINKING WATER	PERCERNTAGE OF PEOPLE SERVED WITH DRINKING WATER THAT MET ALL STANDARDS	YES	
47	OUR FUTURE	NATURAL CAPITAL	NATURAL CAPITAL	NET GREEN HOUSE GAS EMISSIONS	NET GREENHOUSE GAS EMISSIONS IN KILOTONNES OF CO2 EQUIVALENT	YES	
48	OUR FUTURE	NATURAL CAPITAL	NATURAL CAPITAL	RENEWABLE ENERGY	RENEWABLE ENERGY AS A PERCENT OF TOTAL PRIMARY ENERGY SUPPLY	MAYBE	ENERGY USAGE
49	OUR FUTURE	NATURAL CAPITAL	NATURAL CAPITAL	SUSTAINABLE FOOD PRODUCTION	PERCENTAGE OF TESTED SITES WITHIN TARGETS FOR AT LEAST SIX OF THE SEVEN TYPES OF SOIL TEST	MAYBE	SOIL QUALITY
50	OUR FUTURE	NATURAL CAPITAL	NATURAL CAPITAL	WASTE MANAGEMENT	KILOGRAMS OF WASTE PER CAPITA	YES	

Appendix C: Coverage of Community Well-being Measures in Living Standard Framework

S.NO	HEADING	SUB HEADING	DOMAIN	INDICATOR	UNITS	AVAILABLE IN LTP	ALTERNATE DATA
51	OUR FUTURE	SOCIAL CAPITAL	SOCIAL CAPITAL	DISCRIMINATION	PERCENTAGE OF ADULTS WHO EXPERIENCED DISCRIMINATION IN THE PAST 12 MONTHS IN NEW ZEALAND	YES	
52	OUR FUTURE	SOCIAL CAPITAL	SOCIAL CAPITAL	PERCEIVED CORRUPTION	CORRUPTION PERCEPTION INDEX SCORE ON A SCALE FROM 0 (HIGH CORRUPT) TO 100 (VERY CLEAN)	NO	
53	OUR FUTURE	SOCIAL CAPITAL	SOCIAL CAPITAL	SENSE OF BELONGING	PERCENTAGE OF PEOPLE WITH A SCORE OF 7/10 OR HIGHER FOR SENSE OF BELONGING TO NZ	YES	
54	OUR FUTURE	SOCIAL CAPITAL	SOCIAL CAPITAL	TRUST HELD IN OTHERS	PERCENTAGE OF PEOPLE WITH A SCORE OF 7/10 OR HIGHER FOR TRUST IN OTHER PEOPLE IN NZ	MAYBE	COMMUNITY DEVELOPMENT
55	OUR FUTURE	SOCIAL CAPITAL	SOCIAL CAPITAL	TRUST IN GOVERNMENT INSTITUTIONS	PERCENTAGE OF ADULTS AGED 18 AND OVER WHO, OVERALL, TRUST THE PUBLIC SERVICE	NO	
56	OUR FUTURE	HUMAN CAPITAL	HUMAN CAPITAL	COGNITIVE SKILLS AT AGE 15	PROGRAMME FOR INTERNATIONAL STUDENT ASSESSMENT (PISA) MEAN SCORE FOR READING, MATHEMATICS AND SCIENCE	MAYBE	NUMERACY AND LITERACY CREDITS AT NCEA LEVEL 1
57	OUR FUTURE	HUMAN CAPITAL	HUMAN CAPITAL	EDUCATIONAL ATTAINMENT OF THE ADULT POPLUTION (UPPER SECONDARY)	PERCENTAGE OF ADULTS AGED 25-24 WITH AT LEAST AN UPPER SECONDARY EDUCATION	YES	
58	OUR FUTURE	HUMAN CAPITAL	HUMAN CAPITAL	LIFE EXPERCTANCY	LIFE EXPERCTANCY AT BIRTH	YES	
59	OUR FUTURE	HUMAN CAPITAL	HUMAN CAPITAL	NON-COMMUNICABLE	HEALTH LOSS CAUSED BY NON-COMMUNICABLE DISEASES, MEASURED IN DISABLIY-ADJUSTED LIFE YEARS (DALYS)PER 100,000 PEOPLE	NO	
60	OUR FUTURE	FINANCIAL AND PHYSICAL CAPITAL	FINANCIAL AND PHYSICAL CAPITAL	INVESTMENT IN R&D	INVESMENT IN RESEARCH AND DEVELOPMENT (R&D) AS A PERCENTAGE OF GDP	YES	
61	OUR FUTURE	FINANCIAL AND PHYSICAL CAPITAL	FINANCIAL AND PHYSICAL CAPITAL	MULTI-FACTOR PRODUCTIVTY (MFP)	ANNUAL PERCENTAGE GROWTH IN MULTIFACTOR PRODUCTIVITY (MFP)	NO	
62	OUR FUTURE	FINANCIAL AND PHYSICAL CAPITAL	FINANCIAL AND PHYSICAL CAPITAL	NET INTANGIBLE FIXED ASSETS	NET INTANGIBLE FIXED ASSETS PER CAPITA	MAYBE	ASSET MANAGEMENT
63	OUR FUTURE	FINANCIAL AND PHYSICAL CAPITAL	FINANCIAL AND PHYSICAL CAPITAL	NET INTERNATIONAL INVESTMENT POSITION	NET INTERNATIONAL INVESTMENT POSITION AS A PERCENTAGE OF GDP	NO	
64	OUR FUTURE	FINANCIAL AND PHYSICAL CAPITAL	FINANCIAL AND PHYSICAL CAPITAL	TOTAL CROWN NET WORTH	TOTAL CROWN NET WORTH AS A PERCENTAGE OF GDP	NO	
65	OUR FUTURE	FINANCIAL AND PHYSICAL CAPITAL	FINANCIAL AND PHYSICAL CAPITAL	TOTAL NET FIXED ASSETS	NET FIXED ASSETS PER CAPITA	MAYBE	ASSET MANAGEMENT

Appendix D: Coverage of Community Well-being Measures in Indicators Aotearoa New Zealand

S.NO.	TYPE	TOPIC	INDICATOR	DEFINITION	AVAILABLE IN LTP	ALTERNATE DATA
1	WELLBEING INDICATOR	SUBJECTIVE WELLBEING	ABILITY TO BE YOURSELF	THIS INDICATOR IS ABOUT THE EXTENT TO WHICH PEOPLE FEEL ABLE TO EXPRESS THEIR IDENTITY. IT SHOWS THE PERCENTAGE OF PEOPLE AGED 15 YEARS AND OVER WHO REPORTED THAT IT WAS EASY OR VERY EASY	YES	
2	WELLBEING INDICATOR	CITIES AND SETTLEMENTS	ACCESS TO NATURAL SPACES	THIS INDICATOR WILL SHOW HOW SATISFIED NEW ZEALANDERS ARE WITH THEIR ABILITY TO ACCESS NATURAL SPACES IN AOTEAROA NEW ZEALAND. THE TERM 'NATURAL SPACES' COVERS AREAS SUCH AS WATERFRONTS, PUBLIC PARKS AND RESERVES, AND OTHER GREEN SPACES.	YES	
3	WELLBEING INDICATOR	LAND	ACTIVE STEWARDSHIP OF LAND	THIS INDICATOR WILL SHOW HOW NEW ZEALAND LAND AND THE RESOURCES OF THAT LAND ARE MANAGED	YES	
4	WELLBEING INDICATOR	HEALTH	AMENABLE MORTALITY	AMENABLE MORTALITY IS DEFINED AS PREMATURE DEATHS (DEATHS UNDER AGE 75) THAT COULD POTENTIALLY BE AVOIDED GIVEN EFFECTIVE AND TIMELY HEALTHCARE. THAT IS, EARLY DEATHS FROM CAUSES (DISEASES OR INJURIES) FOR WHICH EFFECTIVE HEALTH INTERVENTIONS EXIST AND ARE ACCESSIBLE TO EVERYONE IN NEED (IN NEW ZEALAND). THE LIST OF AMENABLE CAUSES OF DEATH COMPRISES 35 CONDITIONS, GROUPED INTO SIX CATEGORIES: INFECTIONS, MATERNAL AND INFANT CONDITIONS, INJURIES, CANCERS, CARDIOVASCULAR DISEASES AND DIABETES, OTHER CHRONIC DISEASES. THIS INDICATOR SHOWS THE AGE-STANDARDISED RATE OF NEW ZEALANDERS, UNDER 75 YEARS OF AGE, WHO DIED	MAYBE	DEATH RATE
5	WELLBEING INDICATOR	ECOSYSTEMS	BIODIVERSITY / NATIVE SPECIES	THIS INDICATOR WILL SHOW THE STATE OF OUR NATIVE SPECIES POPULATIONS.	MAYBE	BIODIVERSITY
6	WELLBEING INDICATOR	ECONOMIC STANDARD OF LIVING	CHILD POVERTY: MATERIAL HARDSHIP	PLEASE BE AWARE THE DATA CURRENTLY AVAILABLE FOR THIS INDICATOR HAS SOME LIMITATIONS. IT WILL BE UPDATED IN 2020. FOR MORE INFORMATION, SEE CHILD POVERTY STATISTICS RELEASED. THIS INDICATOR SHOWS THE PERCENTAGE OF NEW ZEALAND CHILDREN LIVING IN HOUSEHOLDS THAT EXPERIENCE MATERIAL HARDSHIP. THE TERM 'MATERIAL HARDSHIP' MEANS THAT THE HOUSEHOLD IS MISSING OUT ON A HANDFUL OF THINGS THAT COULD BE EXPECTED IN A TYPICAL HOUSEHOLD, FOR EXAMPLE: DOING WITHOUT OR CUTTING BACK ON TRIPS TO THE SHOPS OR OTHER LOCAL PLACES, EATING FRESH FRUIT OR VEGETABLES. ALSO SEE CHILD POVERTY: LOW INCOME.	MAYBE	HOUSEHOLD INCOME
7	WELLBEING INDICATOR	ECONOMIC STANDARD OF LIVING	CHILD POVERTY: LOW INCOME	PLEASE BE AWARE THE DATA CURRENTLY AVAILABLE FOR THIS INDICATOR HAS SOME LIMITATIONS. IT WILL BE UPDATED IN 2020. FOR MORE INFORMATION, SEE CHILD POVERTY STATISTICS RELEASED. THIS INDICATOR SHOWS THE PERCENTAGE OF NEW ZEALAND CHILDREN LIVING IN HOUSEHOLDS THAT EXPERIENCE LOW INCOME. THE TERM 'LOW INCOME' MEANS THE HOUSEHOLD HAS AN EQUIVALISED DISPOSABLE INCOME, AFTER HOUSING COSTS, BELOW HALF OF THE NEW ZEALAND MEDIAN INCOME. ALSO SEE CHILD POVERTY: MATERIAL HARDSHIP.	MAYBE	HOUSEHOLD INCOME
8	WELLBEING INDICATOR	CITIES AND SETTLEMENTS	COMMUTING TIME TO WORK	THIS INDICATOR WILL SHOW THE AVERAGE TIME NEW ZEALANDERS TAKE TO COMMUTE TO WORK, BY DIFFERENT FORMS OF TRANSPORT.	YES	
9	WELLBEING INDICATOR	NATURAL CAPITAL	QUALITY OF WATER RESOURCES	THIS INDICATOR WILL SHOW THE QUALITY OF NEW ZEALAND'S WATER RESOURCES BY TYPE OF RESOURCE. THE TERM 'WATER RESOURCES' MEANS SOURCES OF FRESH OR BRACKISH WATER IN INLAND WATER BODIES THAT ARE, OR COULD BE, USEFUL FOR HUMANS. THEY INCLUDE GROUND WATER AND SOIL WATER. THE TERM 'BRACKISH WATER' MEANS WATER THAT HAS SOME SALT CONCENTRATIONS, MAKING IT HAVE A STATE BETWEEN FRESH AND SEA WATER. SUCH WATER RESOURCES ARE USEFUL FOR: AGRICULTURE, INDUSTRY, HOUSEHOLD ACTIVITIES	YES	
10	WELLBEING INDICATOR	CLIMATE	CONSUMPTION-BASED GREENHOUSE GAS EMISSIONS	THIS INDICATOR ATTEMPTS TO ESTIMATE THE EMISSIONS RESULTING FROM THE ECONOMIC ACTIVITY (BOTH FOREIGN AND DOMESTIC) REQUIRED TO MEET A NATION'S DEMAND FOR GOODS AND SERVICES, REFLECTING THE IMPLICATIONS OF A NATION'S CONSUMPTION AND LIFESTYLE CHOICES. CONSUMPTION-BASED EMISSIONS ARE OFTEN REFERRED TO AS A NATION'S CARBON FOOTPRINT. CONSUMPTION-BASED EMISSIONS ARE DESIGNED TO PROVIDE A COMPLEMENTARY PERSPECTIVE ON NEW ZEALAND'S EMISSIONS PROFILE BY SHIFTING THE LENS FROM PRODUCER TO CONSUMER. CONSUMPTION-BASED GREENHOUSE GAS EMISSIONS ARE MEASURED IN KILOTONNES OF CARBON DIOXIDE EQUIVALENT (KT CO ₂ -E), WHILE THE CARBON FOOTPRINT IS MEASURED IN TONNES CO ₂ -E PER CAPITA.	YES	
11	WELLBEING INDICATOR	SOCIAL CONNECTIONS	CONTACT WITH FAMILY/WHĀNAU AND FRIENDS	THIS INDICATOR WILL SHOW THE EXTENT TO WHICH NEW ZEALANDERS HAVE CONTACT WITH FRIENDS AND FAMILY/WHĀNAU AND THE QUALITY OF THAT CONTACT.	MAYBE	COMMUNITY DEVELOPMENT
12	WELLBEING INDICATOR	KNOWLEDGE AND SKILLS	CORE COMPETENCIES (NON-COGNITIVE SKILLS)	THIS INDICATOR WILL SHOW THE EXTENT TO WHICH NEW ZEALANDERS POSSESS BASIC ABILITIES / LIFE SKILLS. EXAMPLES OF SUCH COMPETENCIES INCLUDE THE ABILITY TO: COMMUNICATE CLEARLY MAKE	NO	

Appendix D: Coverage of Community Well-being Measures in Indicators Aotearoa New Zealand

S.NO.	TYPE	TOPIC	INDICATOR	DEFINITION	AVAILABLE IN LTP	ALTERNATE DATA
13	WELLBEING INDICATOR	GOVERNANCE	CORRUPTION	THIS INDICATOR SHOWS THE PERCEIVED LEVEL OF CORRUPTION IN NEW ZEALAND'S PUBLIC SECTOR. IT SHOWS THE CORRUPTION LEVEL ON A SCALE OF 0 TO 100, WHERE 0 IS HIGHLY CORRUPT AND 100 IS VERY CLEAN. THE CORRUPTION PERCEPTIONS INDEX (CPI) RANKS COUNTRIES BY THEIR PERCEIVED LEVELS OF CORRUPTION, AS DETERMINED BY EXPERT ASSESSMENTS AND OPINION SURVEYS.	NO	
14	WELLBEING INDICATOR	CLIMATE	COSTS OF EXTREME WEATHER EVENTS	THIS INDICATOR WILL SHOW THE FINANCIAL COSTS OF EXTREME WEATHER EVENTS ON NEW ZEALANDERS.	NO	
15	WELLBEING INDICATOR	NATURAL CAPITAL	CULTURAL ECOSYSTEM SERVICES	THIS INDICATOR WILL SHOW HOW MUCH NON-MONETARY BENEFIT NEW ZEALANDERS GET FROM OUR WELL-FUNCTIONING NATURAL ECOSYSTEMS. SUCH BENEFITS COULD BE PHYSICAL, EMOTIONAL, OR MENTAL. EXAMPLES OF BENEFITS COULD INCLUDE: SPIRITUAL (INCLUDING UPHOLDING NATURE IN RELIGIOUS VALUES) COGNITIVE DEVELOPMENT (INCLUDING SCIENTIFIC DISCOVERIES OR SCHOOL TRIPS TO EXPLORE NATURAL SYSTEMS) RECREATIONAL (INCLUDING ECOTOURISM AND OUTDOOR SPORTS AND RECREATION)CUSTOMARY (FOR EXAMPLE, MĀORI HARVESTING OF TĪTĪ (MUTTONBIRD)).	NO	
16	WELLBEING INDICATOR	GOVERNANCE	DEMOCRATIC PARTICIPATION	THIS INDICATOR WILL SHOW PEOPLE'S CONFIDENCE IN DEMOCRATIC PROCESSES, THE IMPORTANCE THEY ATTACH TO THEM, AND WHETHER THEY FEEL THEIR PARTICIPATION CAN MAKE A DIFFERENCE. THIS MEASURE STILL NEEDS TO BE DEVELOPED. AS A PROXY, THIS MEASURE SHOWS THE PERCENTAGE OF PEOPLE	YES	
17	WELLBEING INDICATOR	POPULATION	DISABILITY STATUS	THIS INDICATOR SHOWS THE PERCENTAGE OF DISABLED NEW ZEALANDERS BY AGE GROUP. A DISABLED PERSON IS SOMEONE WHO EXPERIENCES ACTIVITY LIMITATIONS BECAUSE OF A FUNCTIONAL DIFFICULTY.	YES	
18	WELLBEING INDICATOR	SAFETY	DOMESTIC VIOLENCE	THIS INDICATOR SHOWS THE PERCENTAGE OF NEW ZEALANDERS AGED 15 YEARS AND OLDER WHO SAID THEY WERE VICTIMS OF FAMILY VIOLENCE IN THE LAST 12 MONTHS, WHETHER THIS WAS REPORTED TO POLICE OR NOT. THE TERM 'FAMILY VIOLENCE' (OFTEN REFERRED TO AS DOMESTIC VIOLENCE) IS DEFINED AS VIOLENCE OR ABUSE OF ANY TYPE BY ONE FAMILY MEMBER AGAINST ANOTHER FAMILY MEMBER. IT COVERS A BROAD RANGE OF CONTROLLING BEHAVIOURS, COMMONLY OF A PHYSICAL, SEXUAL, AND/OR PSYCHOLOGICAL NATURE. IT INCLUDES: CHILD ABUSE/NEGLECT, PARTNER ABUSE/NEGLECT, ELDER ABUSE/NEGLECT, PARENTAL ABUSE, SIBLING ABUSE. THIS DATA RELATES TO PEOPLE AGED 15 YEARS AND OVER, SO DOES NOT CONTAIN ANY RESPONSES FROM CHILDREN IN RELATION TO FAMILY VIOLENCE.	YES	
19	WELLBEING INDICATOR	WATER AND SANITATION	DRINKING-WATER QUALITY	THIS INDICATOR SHOWS THE PROPORTION OF NEW ZEALAND'S POPULATION THAT HAS DRINKING-WATER THAT MEETS THE REQUIRED STANDARDS OF CLEANLINESS. THIS DATA IS BASED ON ALL REGISTERED-WATER SUPPLIES THAT SERVED POPULATIONS OF MORE THAN 100 PEOPLE.	YES	
20	WELLBEING INDICATOR	KNOWLEDGE AND SKILLS	EARLY CHILDHOOD EDUCATION PARTICIPATION	THIS INDICATOR WILL AIM TO MEASURE THE EXTENT OF PARTICIPATION IN, AND QUALITY OF, EARLY CHILDHOOD EDUCATION (ECE) IN NEW ZEALAND. THIS IS ASSOCIATED WITH POSITIVE OUTCOMES IN THE SHORT AND LONG TERM. THIS MEASURE STILL NEEDS TO BE DEVELOPED. AS A PROXY, WE HAVE INFORMATION ON THE PERCENTAGE OF CHILDREN IN THEIR FIRST YEAR OF SCHOOL WHO HAVE REGULARLY	YES	
21	WELLBEING INDICATOR	NATURAL CAPITAL	ECOLOGICAL INTEGRITY	THIS INDICATOR WILL SHOW HOW WELL WE ARE MAINTAINING COMMUNITIES OF DIFFERENT TYPES OF	MAYBE	BIODIVERSITY
22	WELLBEING INDICATOR	KNOWLEDGE AND SKILLS	EDUCATION EQUITY	THIS INDICATOR WILL SHOW THE SPREAD OF EDUCATIONAL OUTCOMES ACROSS THE NEW ZEALAND POPULATION. IT WILL SHOW THE GAP BETWEEN HIGH AND LOW EDUCATIONAL ACHIEVEMENTS.	YES	
23	WELLBEING INDICATOR	KNOWLEDGE AND SKILLS	EDUCATIONAL ATTAINMENT	THIS INDICATOR SHOWS THE PERCENTAGE OF THE POPULATION AGED 25 YEARS AND OLDER WITH AT LEAST AN UPPER SECONDARY SCHOOL QUALIFICATION. THIS INCLUDES EVERYONE WITH AN EDUCATIONAL ATTAINMENT OF AT LEAST NCEA LEVEL 2, OR AN EQUIVALENT LEVEL OF EDUCATION. NOTE: DUE TO A SURVEY REDEVELOPMENT IN THE JUNE 2016 QUARTER, ONLY DATA FROM THIS QUARTER ONWARDS IS DISPLAYED ON THIS PAGE. REFER TO THE DOWNLOADABLE DATA FILE AND METADATA FOR INFORMATION	YES	
24	WELLBEING INDICATOR	NATURAL CAPITAL	EFFICIENCY OF LAND USE	THIS INDICATOR WILL SHOW THE EXTENT TO WHICH LAND AROUND NEW ZEALAND IS BEING USED FOR ITS OPTIMAL OR MAIN PURPOSE.	YES	
25	WELLBEING INDICATOR	WORK	EMPLOYMENT RATE	THIS INDICATOR SHOWS THE SEASONALLY ADJUSTED PERCENTAGE OF NON-INSTITUTIONALISED NEW ZEALANDERS AGED 15 YEARS AND OLDER WHO WERE EMPLOYED.	YES	

Appendix D: Coverage of Community Well-being Measures in Indicators Aotearoa New Zealand

S.NO.	TYPE	TOPIC	INDICATOR	DEFINITION	AVAILABLE IN LTP	ALTERNATE DATA
26	WELLBEING INDICATOR	NATURAL CAPITAL	ENERGY CONSUMPTION	THIS INDICATOR SHOWS HOW MUCH ENERGY IS BEING USED IN NEW ZEALAND. IT COVERS ENERGY (IN GROSS TERAJOULES (TJ)) USED BY THREE SECTORS OF THE NEW ZEALAND ECONOMY: PRIMARY, INDUSTRY	YES	
27	WELLBEING INDICATOR	NATURAL CAPITAL	ENERGY INTENSITY	THIS INDICATOR SHOWS THE AMOUNT OF ENERGY THAT IS NEEDED TO PRODUCE A MONETARY UNIT OF NEW ZEALAND'S GROSS DOMESTIC PRODUCT (GDP). ENERGY INTENSITY PROVIDES AN INDICATION OF THE RELATIONSHIP BETWEEN ENERGY USE AND ECONOMIC GROWTH. IT IS CALCULATED AS ENERGY USE DIVIDED BY GROSS DOMESTIC PRODUCT (GDP) AND TELLS US THE AMOUNT OF ENERGY REQUIRED TO PRODUCE EACH DOLLAR OF GDP. A FALL IN THE INDICATOR, WHERE LESS ENERGY IS REQUIRED TO PRODUCE EACH DOLLAR OF GDP, IS VIEWED AS AN IMPROVEMENT.	MAYBE	SUSTAINABLE ENERGY USE
28	WELLBEING INDICATOR	NATURAL CAPITAL	ENERGY RESOURCES	THIS INDICATOR WILL SHOW THE STOCK OF RESOURCES AVAILABLE IN NEW ZEALAND TO GENERATE ENERGY. FOR EXAMPLE, THE STOCK INCLUDES HYDRO, WIND, GEOTHERMAL, OIL, GAS, AND COAL.	NO	
29	WELLBEING INDICATOR	CULTURE	ENGAGEMENT IN CULTURAL ACTIVITIES	THIS INDICATOR WILL SHOW HOW MUCH TIME PEOPLE AGED 15 YEARS AND OLDER SPEND PARTICIPATING IN TRADITIONAL CULTURAL EXPERIENCES, SUCH AS CELEBRATIONS OR ACTIVITIES. THIS MEASURE STILL NEEDS TO BE DEVELOPED. AS A PROXY, WE HAVE INFORMATION ON THE PERCENTAGE OF PEOPLE AGED 15 YEARS AND OLDER WHO DID AT LEAST ONE OF THE FOLLOWING IN THE PREVIOUS 12 MONTHS: USED TE REO MĀORI PHRASES OR WORDS WATCHED A MĀORI TELEVISION PROGRAMME SUCH AS TE KARERE OR CODE , PARTICIPATED IN KAPA HAKA, SANG A MĀORI SONG, PERFORMED A HAKA, GAVE A MIHI OR SPEECH, OR TOOK PART IN MĀORI PERFORMING ARTS OR CRAFTS, ATTENDED A MARAE.	YES	
30	WELLBEING INDICATOR	SAFETY	EXPERIENCE OF DISCRIMINATION	THIS INDICATOR SHOWS THE PERCENTAGE OF PEOPLE AGED 15 YEARS AND OVER WHO REPORTED BEING SUBJECTED TO SOME FORM OF DISCRIMINATION IN THE LAST 12 MONTHS. REASONS FOR DISCRIMINATION	YES	
31	WELLBEING INDICATOR	SUBJECTIVE WELLBEING	EXPERIENCED WELLBEING	THIS INDICATOR WILL SHOW NEW ZEALANDERS' EMOTIONAL STATE OR FEELINGS AT A GIVEN POINT IN TIME. IT WILL INCLUDE PEOPLE'S FEELINGS OF JOY AND SADNESS, CONTENTMENT AND FEAR, AND CONFIDENCE AND ANXIETY.	MAYBE	MENTAL HEALTH
32	WELLBEING INDICATOR	WASTE	EXPORT OF WASTE (NET AND GROSS)	THIS INDICATOR WILL SHOW HOW MUCH OF THE WASTE PRODUCED IN NEW ZEALAND IS EXPORTED FOR DISPOSAL. AS A PROXY, WE HAVE INFORMATION ON NET EXPORTS OF WASTE BY TYPE. 11 DECEMBER 2019: WE UPDATED THE NET WASTE VALUES FOR SLAG AND WOOL WASTE. PREVIOUSLY THESE WERE SHOWN IN	MAYBE	WASTE GENERATED
33	WELLBEING INDICATOR	SUBJECTIVE WELLBEING	FAMILY WELLBEING	THIS IS ONE OF TWO MEASURES USED FOR THE INDICATOR FAMILY/WHĀNAU WELLBEING. THIS MEASURE SHOWS THE PERCENTAGE OF PEOPLE 15 YEARS AND OVER WHO RATED HOW WELL THEIR FAMILY WAS DOING AS 7 OR HIGHER ON A SCALE OF 0 TO 10, WHERE 0 IS EXTREMELY BADLY AND 10 IS EXTREMELY WELL. THE CONCEPT OF FAMILY IN THIS MEASURE IS NOT NECESSARILY THE SAME AS THE CONCEPT OF WHĀNAU. THE WHĀNAU WELLBEING MEASURE IS STILL BEING DEVELOPED IN PARTNERSHIP WITH MĀORI.	MAYBE	GREAT PLACE TO LIVE
34	WELLBEING INDICATOR	NATURAL CAPITAL	FISH STOCKS	THIS INDICATOR WILL AIM TO SHOW THE TOTAL FISH STOCKS THAT EXIST WITHIN NEW ZEALAND'S EXCLUSIVE ECONOMIC ZONE (EEZ). THIS HELPS US TO UNDERSTAND THE HEALTH OF OUR MARINE ENVIRONMENT AND HOW WE CAN SUSTAINABLY USE THE OCEAN AS A RESOURCE. THIS MEASURE STILL NEEDS TO BE DEVELOPED. AS A PROXY, WE HAVE DATA ON TOTAL ALLOWABLE CATCH, WHICH INCLUDES TOTAL ALLOWABLE COMMERCIAL CATCH (TACC), CUSTOMARY FISHING, AND RECREATIONAL FISHING. THIS DATA IS LIMITED AS A PROXY AS IT REPRESENTS THE TOTAL AMOUNT THAT CAN BE TAKEN FROM EACH FISH STOCK MANAGED UNDER NEW ZEALAND'S QUOTA MANAGEMENT SYSTEM, RATHER THAN A MEASURE OF THE FISH STOCK ITSELF. THE DATA ONLY REPRESENTS THE SUBSET OF FISH SPECIES THAT ARE AVAILABLE FOR COMMERCIAL, CUSTOMARY, AND RECREATIONAL FISHING.	NO	
35	WELLBEING INDICATOR	FINANCIAL AND PHYSICAL CAPITAL	FOREIGN DIRECT INVESTMENT	THIS INDICATOR SHOWS THE VALUE OF NEW ZEALAND'S OVERSEAS DIRECT INVESTMENT (ODI) AND FOREIGN DIRECT INVESTMENT IN NEW ZEALAND (FDI).	NO	
36	WELLBEING INDICATOR	SOCIAL CAPITAL	GENERALISED TRUST	THIS INDICATOR SHOWS THE PERCENTAGE OF PEOPLE AGED 15 YEARS AND OVER WHO RATED THEIR TRUST IN MOST OTHER NEW ZEALANDERS AT 7 OR HIGHER ON A SCALE OF 0 TO 10, WHERE 0 IS NOT TRUSTED AT	MAYBE	COMMUNITY DEVELOPMENT
37	WELLBEING INDICATOR	NATURAL CAPITAL	GLOBAL CARBON DIOXIDE CONCENTRATIONS	THIS INDICATOR SHOWS THE GLOBAL CONCENTRATIONS OF CARBON DIOXIDE (CO2) IN THE ATMOSPHERE. THESE ARE EXPRESSED IN PARTS PER MILLION (PPM), WHICH IS THE NUMBER OF CO2 MOLECULES IN EVERY	NO	

Appendix D: Coverage of Community Well-being Measures in Indicators Aotearoa New Zealand

S.NO.	TYPE	TOPIC	INDICATOR	DEFINITION	AVAILABLE IN LTP	ALTERNATE DATA
38	WELLBEING INDICATOR	NATURAL CAPITAL	GROSS GREENHOUSE GAS EMISSIONS	THIS INDICATOR SHOWS NEW ZEALAND'S TOTAL GROSS GREENHOUSE GAS (GHG) EMISSIONS, IN KILOTONNES OF CARBON DIOXIDE EQUIVALENT (KT CO ₂ -E). GROSS GHG EMISSIONS ARE THE TOTAL EMISSIONS FROM AGRICULTURE, ENERGY, INDUSTRIAL PROCESSES AND PRODUCT USE, AND WASTE. GROSS GHG EMISSIONS DO NOT INCLUDE THE LAND USE, LAND-USE CHANGE AND FORESTRY (LULUCF) SECTOR. GROSS GHG EMISSIONS ARE REPORTED IN 'CO ₂ EQUIVALENTS' SO THAT DIFFERENT GHGS CAN BE CONSISTENTLY COMPARED WITH EACH OTHER AND ADDED TOGETHER.	YES	
39	WELLBEING INDICATOR	SAFETY	HARM AGAINST CHILDREN	THIS INDICATOR WILL SHOW THE EXTENT TO WHICH CHILDREN ARE MALTREATED IN NEW ZEALAND. THE TERM 'MALTREATED' INCLUDES PHYSICAL, SEXUAL, EMOTIONAL, AND PSYCHOLOGICAL ABUSE, AS WELL AS NEGLECT.	YES	
40	WELLBEING INDICATOR	HEALTH	HEALTH EQUITY	THIS INDICATOR WILL SHOW THE SPREAD OF HEALTH OUTCOMES ACROSS THE NEW ZEALAND POPULATION. IT WILL SHOW THE GAP BETWEEN HIGH AND LOW HEALTH OUTCOMES.	MAYBE	HEALTH
41	WELLBEING INDICATOR	HEALTH	HEALTH EXPECTANCY	THIS INDICATOR SHOWS THE AVERAGE NUMBER OF YEARS FROM BIRTH A PERSON CAN EXPECT TO LIVE WITHOUT REQUIRING ASSISTANCE WITH EVERYDAY ACTIVITIES. THE GLOBAL BURDEN OF DISEASE STUDY (GBD) IS A COMPREHENSIVE REGIONAL AND GLOBAL RESEARCH PROGRAM OF DISEASE BURDEN THAT ASSESSES MORTALITY AND DISABILITY FROM MAJOR DISEASES, INJURIES, AND RISK FACTORS. THE BURDEN OF DISEASE CAN BE VIEWED AS THE GAP BETWEEN CURRENT HEALTH STATUS AND AN IDEAL SITUATION IN	NO	
42	WELLBEING INDICATOR	FINANCIAL AND PHYSICAL CAPITAL	HERITAGE ASSETS	THIS INDICATOR WILL SHOW THE NUMBER OF HERITAGE ASSETS IN NEW ZEALAND. THE TERM 'HERITAGE ASSET' MEANS ANY CULTURAL RESOURCE THAT CONTRIBUTES TO NATIONAL IDENTITY AND WELLBEING. THESE COULD BE RESOURCES RECOGNISED IN DISTRICT PLANS AS PLACES WITH HERITAGE VALUE, OR ACTIVELY MANAGED HISTORIC SITES, OR THEY COULD HAVE A RECOGNISED CULTURAL OR SPIRITUAL SIGNIFICANCE TO LOCAL COMMUNITIES. THIS MEASURE STILL NEEDS TO BE DEVELOPED. AS A PROXY, WE HAVE INFORMATION ON REGISTERED HISTORIC PLACES.	YES	
43	WELLBEING INDICATOR	CITIES AND SETTLEMENTS	HOMELESSNESS	THIS INDICATOR WILL SHOW THE STABILITY AND SECURITY OF NEW ZEALANDERS' ACCOMMODATION. IT WILL FOCUS ON THE NUMBER OF PEOPLE IN NEW ZEALAND WHO DO NOT HAVE SAFE AND SECURE ACCOMMODATION.	YES	
44	WELLBEING INDICATOR	SUBJECTIVE WELLBEING	HOPE FOR THE FUTURE	THIS INDICATOR WILL SHOW NEW ZEALANDERS' EXPECTATIONS FOR THEIR FUTURE WELLBEING.	MAYBE	SUSTAINABLE DEVELOPMENT
45	WELLBEING INDICATOR	WORK	HOURLY EARNINGS	THIS INDICATOR SHOWS THE MEDIAN HOURLY EARNINGS FOR WAGE AND SALARY EMPLOYEES AGED 15 YEARS AND OVER IN NEW ZEALAND.	YES	
46	WELLBEING INDICATOR	CITIES AND SETTLEMENTS	HOUSING AFFORDABILITY	THIS INDICATOR SHOWS HOW AFFORDABLE NEW ZEALANDERS' ACCOMMODATION IS, BASED ON THE PROPORTION OF HOUSEHOLDS SPENDING MORE THAN 30 PERCENT OF THEIR TOTAL HOUSEHOLD DISPOSABLE (AFTER TAX) INCOME ON HOUSING COSTS. DISPOSABLE INCOME IS CONSIDERED A BETTER INCOME MEASURE THAN GROSS (BEFORE TAX) INCOME TO REPRESENT THE ECONOMIC RESOURCES AVAILABLE TO MEET THE NEEDS OF HOUSEHOLDS.	YES	
47	WELLBEING INDICATOR	CITIES AND SETTLEMENTS	HOUSING QUALITY	THIS INDICATOR WILL SHOW THE PHYSICAL CONDITION OF ACCOMMODATION IN NEW ZEALAND. IT WILL INCLUDE HOW HABITABLE THE ACCOMMODATION IS.	YES	
48	WELLBEING INDICATOR	NATURAL CAPITAL	ILLNESS ATTRIBUTABLE TO AIR QUALITY	THIS INDICATOR SHOWS THE HEALTH IMPACTS ON NEW ZEALANDERS FROM EXPOSURE TO AIR POLLUTANTS. THE INDICATOR FOCUSES ON HOSPITAL ADMISSIONS THAT ARE THE RESULT OF EXPOSURE TO FINE PARTICLES (IE PARTICLES LESS THAN 2.5 MICROMETRES IN DIAMETER, PM _{2.5}) FROM HUMAN-GENERATED SOURCES, FOR EXAMPLE, BURNING WOOD FOR HOME HEATING. THIS MEASURE STILL NEEDS TO BE DEVELOPED. CURRENTLY WE ARE USING A PROXY MEASURE THAT MODELS THE HEALTH IMPACTS OF PM ₁₀ .	MAYBE	AIR QUALITY
49	WELLBEING INDICATOR	ECONOMIC STANDARD OF LIVING	INCOME	THIS INDICATOR SHOWS NEW ZEALAND'S MEDIAN REAL EQUIVALISED HOUSEHOLD DISPOSABLE INCOME BEFORE HOUSING COSTS. DISPOSABLE INCOME IS WHAT IS LEFT OF A HOUSEHOLD'S TOTAL INCOME, AFTER TAX, THAT IS AVAILABLE FOR SPENDING OR SAVING. DISPOSABLE INCOME IS CONSIDERED A BETTER INCOME MEASURE THAN GROSS (BEFORE TAX) INCOME TO REPRESENT THE ECONOMIC RESOURCES AVAILABLE TO MEET THE NEEDS OF HOUSEHOLDS.	YES	

Appendix D: Coverage of Community Well-being Measures in Indicators Aotearoa New Zealand

S.NO.	TYPE	TOPIC	INDICATOR	DEFINITION	AVAILABLE IN LTP	ALTERNATE DATA
50	WELLBEING INDICATOR	ECONOMIC STANDARD OF LIVING	INCOME ADEQUACY	THIS INDICATOR SHOWS THE PERCENTAGE OF NEW ZEALAND HOUSEHOLDS THAT REPORTED THEIR HOUSEHOLD INCOME IS ENOUGH OR MORE THAN ENOUGH TO MEET THEIR EVERYDAY NEEDS. EVERYDAY NEEDS RELATE TO ACCOMMODATION, FOOD, CLOTHING AND OTHER NECESSITIES.	YES	
51	WELLBEING INDICATOR	ECONOMIC STANDARD OF LIVING	INCOME INEQUALITY	THIS INDICATOR SHOWS THE RATIO OF HIGH HOUSEHOLD INCOMES (IN THE 80TH PERCENTILE) TO LOW HOUSEHOLD INCOMES (IN THE 20TH PERCENTILE) BASED ON THE HOUSEHOLD EQUIVALISED DISPOSABLE INCOME OF NEW ZEALANDERS. THE HIGHER THIS RATIO, THE GREATER THE LEVEL OF INEQUALITY. THE DEGREE OF INCOME INEQUALITY IS OFTEN REGARDED AS AN IMPORTANT ASPECT OF THE FAIRNESS OF THE	NO	
52	WELLBEING INDICATOR	FINANCIAL AND PHYSICAL CAPITAL	INFRASTRUCTURE	THIS INDICATOR SHOWS THE QUANTITY AND QUALITY OF NEW ZEALAND'S PHYSICAL INFRASTRUCTURE. PHYSICAL INFRASTRUCTURE RELATES TO THE FUNDAMENTAL STRUCTURES THAT ARE NECESSARY FOR AN ECONOMY TO FUNCTION. THIS INCLUDES: TRANSPORT NETWORKS (INCLUDING ROAD, RAIL, AND AIR OPTIONS), THE NATION'S POWER GRID, SEWERAGE AND WASTE DISPOSAL SYSTEMS, NATIONAL COMMUNICATION SYSTEMS.	YES	
53	WELLBEING INDICATOR	SAFETY	INJURY PREVALENCE	THIS INDICATOR SHOWS THE PREVALENCE OF SERIOUS INJURIES IN NEW ZEALAND PER 100, 000 PEOPLE. THE TERM 'SERIOUS INJURIES' INCLUDES FATAL AND NON-FATAL INJURIES. THE TERM 'SERIOUS NON-FATAL' REFERS TO PEOPLE WHO ARE ADMITTED TO HOSPITAL WITH A 6. 9% OR GREATER PROBABILITY OF DEATH.	YES	
54	WELLBEING INDICATOR	GOVERNANCE	INSTITUTIONAL TRUST: PARLIAMENT	THIS IS ONE OF TWO MEASURES USED FOR THE INDICATOR INSTITUTIONAL TRUST. THIS MEASURE SHOWS THE PERCENTAGE OF PEOPLE AGED 15 YEARS AND OVER WHO RATED THEIR TRUST IN NEW ZEALAND'S PARLIAMENT AT 7 OR HIGHER ON A SCALE OF 0 TO 10, WHERE 0 IS NO TRUST AND 10 IS COMPLETE TRUST. SEE THE OTHER MEASURE INSTITUTIONAL TRUST: POLICE.	NO	
55	WELLBEING INDICATOR	GOVERNANCE	INSTITUTIONAL TRUST: POLICE	THIS IS ONE OF TWO MEASURES USED FOR THE INDICATOR INSTITUTIONAL TRUST. THIS MEASURE SHOWS THE PERCENTAGE OF PEOPLE AGED 15 YEARS AND OVER WHO RATED THEIR TRUST IN THE POLICE AT 7 OR HIGHER ON A SCALE OF 0 TO 10, WHERE 0 IS NO TRUST AND 10 IS COMPLETE TRUST. SEE THE OTHER	NO	
56	WELLBEING INDICATOR	CULTURE	INTERGENERATIONAL TRANSFER OF KNOWLEDGE	THIS INDICATOR WILL SHOW THE EXTENT TO WHICH CULTURAL KNOWLEDGE IS TRANSFERRED BETWEEN GENERATIONS OF NEW ZEALANDERS. CULTURAL KNOWLEDGE RELATES TO EVERYTHING WE KNOW THAT CHARACTERISES A PARTICULAR CULTURE. FOR EXAMPLE, IT CAN INCLUDE INFORMATION THAT EXPLAINS WHY PEOPLE FROM A PARTICULAR CULTURE FOLLOW PARTICULAR CUSTOMS OR HABITS. IT CAN COVER	MAYBE	ARTS, CULTURE AND EVENTS
57	WELLBEING INDICATOR	FINANCIAL AND PHYSICAL CAPITAL	NET INTERNATIONAL INVESTMENT POSITION	THIS INDICATOR SHOWS THE LEVEL OF NEW ZEALAND'S FINANCIAL INTERACTION WITH THE REST OF THE WORLD AT A PARTICULAR POINT IN TIME THROUGH FINANCIAL ASSETS AND LIABILITIES	NO	
58	WELLBEING INDICATOR	WORK	JOB SATISFACTION	THIS INDICATOR SHOWS THE PERCENTAGE OF EMPLOYED PEOPLE AGED 15 YEARS AND OVER WHO FELT SATISFIED OR VERY SATISFIED WITH THEIR MAIN JOB IN THE LAST FOUR WEEKS.	YES	
59	WELLBEING INDICATOR	WORK	JOB STRAIN	THIS INDICATOR WILL SHOW THE PROPORTION OF WORKERS WHO FEEL THAT THEIR JOBS CREATE STRESSES THAT CAN BE DETRIMENTAL TO THEIR PHYSICAL AND MENTAL HEALTH AND WELLBEING. THESE STRESSES ARE THE RESULT OF THE WORKERS NOT HAVING ENOUGH RESOURCES TO MEET THE DEMANDS OF THEIR	YES	
60	WELLBEING INDICATOR	GOVERNANCE	JUSTICE EQUITY	THIS INDICATOR WILL SHOW THE EXTENT TO WHICH NEW ZEALANDERS FEEL THEY ARE ABLE TO ACCESS FAIR AND IMPARTIAL JUSTICE IN THEIR COMMUNITY.	NO	
61	WELLBEING INDICATOR	NATURAL CAPITAL	LAND ASSETS	THIS INDICATOR WILL SHOW THE AMOUNT OF LAND IN NEW ZEALAND THAT IS COVERED IN NATIVE	YES	
62	WELLBEING INDICATOR	IDENTITY	LANGUAGE DEVELOPMENT AND RETENTION	THIS INDICATOR WILL SHOW NEW ZEALANDERS' ABILITY TO SPEAK THE FIRST LANGUAGE OF THEIR ETHNIC GROUP.	YES	
63	WELLBEING INDICATOR	LEISURE	LEISURE AND PERSONAL TIME	THIS INDICATOR WILL SHOW THE AVERAGE NUMBER OF HOURS NEW ZEALANDERS HAVE AVAILABLE EACH DAY AS FREE TIME AND FOR PERSONAL CARE.	MAYBE	RECREATIONAL ACTIVITIES
64	WELLBEING INDICATOR	NATURAL CAPITAL	LEVELS OF POLLUTANTS: NO ₂	THIS INDICATOR SHOWS THE OBSERVED CONCENTRATIONS OF NITROGEN DIOXIDE (NO ₂) AT SELECTED NEW ZEALAND MONITORING SITES THAT EXCEED THE DAILY AIR QUALITY STANDARDS. NO ₂ IS A GAS THAT IS EMITTED PRIMARILY FROM BURNING FOSSIL FUELS, MAINLY BY MOTOR VEHICLES BUT ALSO IN INDUSTRIAL PROCESSES AND HOME HEATING. IT IS A POLLUTANT OF CONCERN BECAUSE IT CAN AFFECT HUMAN AND ECOSYSTEM HEALTH. IT CAN CAUSE RESPIRATORY PROBLEMS, PARTICULARLY ASTHMA	MAYBE	AIR QUALITY

Appendix D: Coverage of Community Well-being Measures in Indicators Aotearoa New Zealand

S.NO.	TYPE	TOPIC	INDICATOR	DEFINITION	AVAILABLE IN LTP	ALTERNATE DATA
65	WELLBEING INDICATOR	NATURAL CAPITAL	LEVELS OF POLLUTANTS: PM ₁₀	THIS INDICATOR WILL SHOW THE CONCENTRATIONS OF FINE PARTICLES (IE PARTICLES LESS THAN 2.5 MICROMETRES IN DIAMETER, PM _{2.5}) AT SELECTED NEW ZEALAND MONITORING SITES THAT EXCEED THE DAILY AIR QUALITY STANDARDS. THIS MEASURE STILL NEEDS TO BE DEVELOPED. CURRENTLY, WE ARE USING A PROXY MEASURE THAT SHOWS THE CONCENTRATIONS OF PM ₁₀ AT SELECTED NEW ZEALAND MONITORING SITES THAT EXCEED THE DAILY AIR QUALITY STANDARDS. PM ₁₀ IS A POLLUTANT OF CONCERN BECAUSE IT CAN CAUSE RESPIRATORY INFECTIONS, AND REDUCE LUNG DEVELOPMENT AND FUNCTIONING. PM ₁₀ IS OF PARTICULAR CONCERN BECAUSE IT IS FOUND IN HIGH CONCENTRATIONS IN SOME AREAS. THE MAIN SOURCES OF PM ₁₀ ARE BURNING WOOD OR COAL FOR HOME HEATING AND SEA SPRAY.	YES	
66	WELLBEING INDICATOR	SUBJECTIVE WELLBEING	LIFE SATISFACTION	THIS INDICATOR SHOWS THE PERCENTAGE OF PEOPLE AGED 15 YEARS AND OVER WHO RATED THEIR SATISFACTION WITH THEIR LIVES AT 7 OR HIGHER ON A SCALE OF 0 TO 10, WHERE 0 IS NOT AT ALL SATISFIED	MAYBE	GREAT PLACE TO LIVE
67	WELLBEING INDICATOR	KNOWLEDGE AND SKILLS	LITERACY, NUMERACY, AND SCIENCE SKILLS OF 15-YEAR-OLDS	THIS INDICATOR SHOWS THE LEVEL OF 15-YEAR-OLD NEW ZEALAND STUDENTS' KNOWLEDGE AND SKILLS IN READING, MATHS, AND SCIENCE. IT USES RESULTS FROM THE PROGRAMME FOR INTERNATIONAL STUDENT ASSESSMENT (PISA) THREE-YEAR TEST.	MAYBE	NUMERACY AND LITERACY CREDITS AT NCEA LEVEL 1
68	WELLBEING INDICATOR	SUBJECTIVE WELLBEING	LOCUS OF CONTROL	THIS INDICATOR WILL BE ABOUT THE EXTENT TO WHICH PEOPLE FEEL ABLE TO DIRECT THEIR OWN LIVES. IT WILL SHOW THE PERCENTAGE OF PEOPLE AGED 15 YEARS AND OLDER WHO RATED THEIR LEVEL OF CONTROL OVER THEIR LIVES AS 7 OR HIGHER ON A SCALE OF 0 TO 10, WHERE 0 IS NO CONTROL AND 10 IS COMPLETE CONTROL. PLEASE NOTE: FURTHER RESEARCH IS REQUIRED AROUND THIS INDICATOR.	NO	
69	WELLBEING INDICATOR	SOCIAL CONNECTIONS	LONELINESS	THIS INDICATOR SHOWS THE PERCENTAGE OF PEOPLE AGED 15 YEARS AND OVER WHO REPORTED FEELING LONELY SOME, MOST, OR ALL OF THE TIME IN THE LAST FOUR WEEKS.	MAYBE	MENTAL HEALTH
70	WELLBEING INDICATOR	ECONOMIC STANDARD OF LIVING	LOW INCOME	THIS INDICATOR SHOWS THE PERCENTAGE OF PEOPLE LIVING IN HOUSEHOLDS THAT HAVE AN EQUIVALISED DISPOSABLE INCOME (AFTER HOUSING COSTS) OF LESS THAN 50% OF MEDIAN HOUSEHOLD EQUIVALISED DISPOSABLE INCOME (AFTER HOUSING COSTS). DISPOSABLE INCOME IS WHAT IS LEFT OF A HOUSEHOLD'S TOTAL INCOME, AFTER TAX, THAT IS AVAILABLE FOR SPENDING OR SAVING.	YES	
71	WELLBEING INDICATOR	WASTE	MATERIAL INTENSITY (INCLUDING RECYCLING, LAND-FILL INFLOWS, SECOND-HAND ECONOMY)	THIS INDICATOR WILL AIM TO MEASURE WHAT MATERIALS WE USE TO PRODUCE THINGS, WHAT MATERIALS ARE LEFT OVER FROM THE PRODUCTION, AND WHAT WE DO WITH THE LEFTOVER MATERIALS (SUCH AS RECYCLING THEM, SENDING THEM TO LANDFILLS, OR REUSING THEM). THIS MEASURE STILL NEEDS TO BE DEVELOPED. AS A PROXY, WE EXPECT TO HAVE INFORMATION ON THE QUANTITY OF SOLID WASTE SENT TO	YES	
72	WELLBEING INDICATOR	ECONOMIC STANDARD OF LIVING	MATERIAL WELLBEING	THIS INDICATOR SHOWS NEW ZEALANDERS' ECONOMIC STANDARD OF LIVING USING A NON-MONETARY INDICATOR CALLED THE MATERIAL WELLBEING INDEX (MWI). THE MWI IS MADE UP OF 24 ITEMS THAT EACH GIVE INFORMATION ON THE DAY TO DAY LIVING CONDITIONS THAT HOUSEHOLDS EXPERIENCE. THEY ARE ABOUT THE BASICS SUCH AS FOOD, CLOTHES, ACCOMMODATION, ELECTRICITY, TRANSPORT, KEEPING WARM, MAINTAINING HOUSEHOLD APPLIANCES IN WORKING ORDER, AND SO ON, AND ALSO ABOUT THE FREEDOMS HOUSEHOLDS REPORT TO PURCHASE AND CONSUME NON-ESSENTIALS THAT ARE COMMONLY ASPIRED TO. THE MWI SCORE RANGES FROM 0–35 WITH HIGHER SCORES SHOWING HIGHER MATERIAL WELLBEING. THIS INDICATOR SHOWS THE PERCENTAGE OF PEOPLE LIVING IN HOUSEHOLDS THAT HAVE A MATERIAL WELLBEING INDEX SCORE OF 15 OR MORE.	NO	
73	WELLBEING INDICATOR	HEALTH	MENTAL HEALTH STATUS (PSYCHOLOGICAL DISTRESS)	THIS INDICATOR SHOWS THE PERCENTAGE OF PEOPLE 15 AND OVER WHO EXPERIENCED HIGH OR VERY HIGH LEVELS OF PSYCHOLOGICAL DISTRESS IN THE PAST FOUR WEEKS USING THE KESSLER PSYCHOLOGICAL DISTRESS SCALE (K10). THE K10 SCALE MEASURES HOW OFTEN A PERSON EXPERIENCES NON-SPECIFIC PSYCHOLOGICAL DISTRESS, SUCH AS FEELING NERVOUS, DEPRESSED OR HOPELESS IN THE PAST FOUR WEEKS. PEOPLE WHO RECEIVE A SCORE OF 12 OR MORE HAVE A HIGH PROBABILITY OF HAVING AN	YES	
74	WELLBEING INDICATOR	KNOWLEDGE AND SKILLS	MIGRATION BY SKILL TYPE	THIS INDICATOR WILL SHOW THE NET FLOWS OF MIGRANTS INTO AND OUT OF NEW ZEALAND BY SKILL TYPE. NET MIGRATION IS THE DIFFERENCE BETWEEN THE NUMBER OF PEOPLE WHO ARRIVE IN A COUNTRY TO LIVE THERE AND THE NUMBER OF PEOPLE WHO LEAVE THAT COUNTRY TO LIVE IN ANOTHER COUNTRY.	YES	

Appendix D: Coverage of Community Well-being Measures in Indicators Aotearoa New Zealand

S.NO.	TYPE	TOPIC	INDICATOR	DEFINITION	AVAILABLE IN LTP	ALTERNATE DATA
75	WELLBEING INDICATOR	NATURAL CAPITAL	MINERAL RESOURCES	THIS INDICATOR WILL AIM TO MEASURE WHAT MINERAL RESOURCES ARE AVAILABLE FOR USE IN NEW ZEALAND. THIS COVERS MINERAL (E. G. OIL, GAS, COAL), METALLIC (E. G. GOLD, SILVER), AND NON-METALLIC (E. G. LIMESTONE, AGGREGATE, IRONSAND, CLAYS) ENERGY RESOURCES.	MAYBE	RESOURCE MANAGEMENT ACT
76	WELLBEING INDICATOR	FINANCIAL AND PHYSICAL CAPITAL	MODIFIED LAND: FROM A NATURAL STATE	THIS INDICATOR WILL SHOW THE AREA OF LAND AROUND NEW ZEALAND THAT HAS BEEN CHANGED FROM ITS NATURAL STATE (FOR EXAMPLE, TO BE USED FOR PRODUCTION OR IN URBAN EXPANSION).	YES	
77	WELLBEING INDICATOR	FINANCIAL AND PHYSICAL CAPITAL	MODIFIED LAND: FROM A PRODUCTIVE STATE	THIS INDICATOR WILL SHOW THE AREA OF LAND AROUND NEW ZEALAND THAT HAS BEEN CHANGED FROM A PRODUCTIVE STATE TO ANOTHER STATE (FOR EXAMPLE, TO BE USED IN URBAN EXPANSION).	YES	
78	WELLBEING INDICATOR	FINANCIAL AND PHYSICAL CAPITAL	MULTIFACTOR PRODUCTIVITY	THIS INDICATOR SHOWS HOW EFFICIENTLY NEW ZEALAND'S PRODUCTION INPUTS ARE USED AFTER REMOVING THE EFFECTS OF LABOUR AND CAPITAL. GROWTH IN PRODUCTIVITY IS AN IMPORTANT FACTOR IN A NATION'S LONG-TERM MATERIAL STANDARD OF LIVING. MULTIFACTOR PRODUCTIVITY CAPTURES THE EFFECTS OF UNOBTAINABLE INPUTS, SUCH AS TECHNOLOGICAL PROGRESS, UNEXPECTED WEATHER EVENTS, EFFICIENCY GAINS, AND ECONOMIES OF SCALE.	NO	
79	WELLBEING INDICATOR	FINANCIAL AND PHYSICAL CAPITAL	NET FIXED ASSETS	THIS INDICATOR SHOWS THE VALUE OF NEW ZEALAND'S TANGIBLE AND INTANGIBLE FIXED ASSETS, TAKING INTO ACCOUNT DEPRECIATION AND OBSOLETE ASSETS. TANGIBLE FIXED ASSETS ARE ASSETS THAT HAVE A PHYSICAL FORM. THEY INCLUDE: BUILDINGS, VEHICLES, EQUIPMENT, MACHINERY, HYDRO-ELECTRIC CONSTRUCTION, ROADING, LAND, STOCKS AND BONDS. INTANGIBLE FIXED ASSETS ARE THE OPPOSITE OF TANGIBLE ASSETS. THEY HAVE NO PHYSICAL FORM BUT REPRESENT POTENTIAL REVENUE. THEY INCLUDE: INTELLECTUAL PROPERTY, OIL AND GAS EXPLORATION, COMPUTER SOFTWARE, RESEARCH AND DEVELOPMENT.	MAYBE	ASSET MANAGEMENT PLAN
80	WELLBEING INDICATOR	NATURAL CAPITAL	NET GREENHOUSE GAS EMISSIONS	THIS INDICATOR SHOWS NEW ZEALAND'S TOTAL NET GREENHOUSE GAS (GHG) EMISSIONS, IN KILOTONNES OF CARBON DIOXIDE EQUIVALENT (KT CO2-E). NET GHG EMISSIONS INCLUDE GROSS GHG EMISSIONS COMBINED WITH THE EMISSIONS AND REMOVALS FROM LAND USE, LAND-USE CHANGE AND THE FORESTRY (LULUCF) SECTOR. THERE IS A DISTINCTION BETWEEN GROSS GHG EMISSIONS AND NET GHG EMISSIONS BECAUSE SOME INDUSTRIES IN THE LULUCF SECTOR BOTH EMIT AND REMOVE GHGS. NET GHG EMISSIONS ARE REPORTED IN 'CO2 EQUIVALENTS' SO THAT DIFFERENT GREENHOUSE GASES CAN BE COMPARED WITH EACH OTHER AND ADDED TOGETHER.	NO	
81	WELLBEING INDICATOR	ECONOMIC STANDARD OF LIVING	NET WORTH	THIS INDICATOR SHOWS THE MEDIAN NET WORTH OF NEW ZEALAND HOUSEHOLDS. IT SHOWS HOW MUCH HOUSEHOLDS ARE WORTH, TAKING INTO ACCOUNT THE RESIDENTS' ASSETS (SUCH AS PROPERTY AND SUPERANNUATION SCHEMES) AND ANY DEBTS (SUCH AS MORTGAGES) THEY HAVE.	MAYBE	FAMILY INCOME
82	WELLBEING INDICATOR	WORK	NOT IN EMPLOYMENT, EDUCATION, OR TRAINING (NEET)	THIS INDICATOR SHOWS THE PERCENTAGE OF YOUNG PEOPLE AGED 15 TO 24 YEARS WHO ARE NOT IN EMPLOYMENT, EDUCATION, OR TRAINING.	YES	
83	WELLBEING INDICATOR	NATURAL CAPITAL	OCEAN ACIDIFICATION	THIS INDICATOR SHOWS THE LEVEL OF ACIDIFICATION OF NEW ZEALAND SUBANTARCTIC WATERS WITHIN ITS EXCLUSIVE ECONOMIC ZONE. THE INDICATOR MEASURES THE PH LEVELS OF THE SURFACE WATER. A DECREASING PH REPRESENTS INCREASING ACIDIFICATION OF THE OCEANS.	MAYBE	WATER QUALITY
84	WELLBEING INDICATOR	ECONOMIC STANDARD OF LIVING	OFFICIAL DEVELOPMENT ASSISTANCE	THIS INDICATOR WILL SHOW THE IMPACT OF OFFICIAL DEVELOPMENT ASSISTANCE FUNDING THAT NEW ZEALAND PROVIDES TO DEVELOPING COUNTRIES, BY PURPOSE OF AID AND COUNTRY BEING FUNDED. THIS MEASURE STILL NEEDS TO BE DEVELOPED. AS A PROXY, WE HAVE INFORMATION ON THE LEVEL OF OFFICIAL DEVELOPMENT ASSISTANCE IN MILLION US DOLLARS. OFFICIAL DEVELOPMENT ASSISTANCE (ODA) IS DEFINED AS GOVERNMENT AID DESIGNED TO PROMOTE THE ECONOMIC DEVELOPMENT AND WELFARE OF	NO	
85	WELLBEING INDICATOR	CITIES AND SETTLEMENTS	OVERCROWDING	THIS INDICATOR SHOWS HOW MANY NEW ZEALANDERS LIVE IN A CROWDED HOUSEHOLD. TYPICALLY MEASURES OF CROWDING INVOLVE A CALCULATION OF THE NUMBER OF ROOMS OR BEDROOMS AVAILABLE FOR THE NUMBER OF PEOPLE IN THE HOUSE. WE USE THE CANADIAN NATIONAL OCCUPANCY STANDARD (CNOS). USING THIS STANDARD, A PERSON IS LIVING IN A CROWDED HOUSE IF ONE OR MORE EXTRA	YES	
86	WELLBEING INDICATOR	SAFETY	FEELINGS OF SAFETY	THIS INDICATOR SHOWS THE PERCENTAGE OF NEW ZEALANDERS AGED 15 YEARS AND OVER WHO REPORTED FEELING SAFE OR VERY SAFE WALKING ALONE IN THEIR NEIGHBOURHOOD AFTER DARK.	YES	
87	WELLBEING INDICATOR	NATURAL CAPITAL	PRODUCTIVE LAND	THIS INDICATOR WILL SHOW THE AMOUNT OF PRODUCTIVE LAND IN NEW ZEALAND. THE TERM 'PRODUCTIVE LAND' CAN RELATE TO ANY LAND THAT IS USED AS PASTURE, CROP, OR FORESTRY.	YES	

Appendix D: Coverage of Community Well-being Measures in Indicators Aotearoa New Zealand

S.NO.	TYPE	TOPIC	INDICATOR	DEFINITION	AVAILABLE IN LTP	ALTERNATE DATA
88	WELLBEING INDICATOR	NATURAL CAPITAL	PROVISIONING ECOSYSTEM SERVICES	THIS INDICATOR WILL SHOW HOW MUCH MATERIAL BENEFIT NEW ZEALANDERS GET FROM OUR NATURAL WELL-FUNCTIONING ECOSYSTEMS. THIS INCLUDES ECOSYSTEMS IN FORESTS, FRESHWATER AND MARINE ENVIRONMENTS, GRASSLANDS, AND AGRICULTURAL ENVIRONMENTS. THE MATERIAL BENEFITS ARE THE PRODUCTS DIRECTLY OBTAINED FROM THE ECOSYSTEMS. FOR EXAMPLE, BENEFITS COULD BE: FOOD, FRESH WATER, FIBRE. MANY PROVISIONING SERVICES ARE TRADED, AND PEOPLE CAN MAKE THEIR LIVELIHOODS	NO	
89	WELLBEING INDICATOR	NATURAL CAPITAL	REGULATING ECOSYSTEM SERVICES	THIS INDICATOR WILL SHOW THE BENEFITS NEW ZEALANDERS GET FROM THE REGULATION OR CONTROL OF OUR NATURAL ECOSYSTEMS. THIS INCLUDES ECOSYSTEMS IN FORESTS, FRESHWATER AND MARINE ENVIRONMENTS, GRASSLANDS, AND AGRICULTURAL ENVIRONMENTS. FOR EXAMPLE, BENEFITS CAN RESULT FROM REGULATING: CLIMATE (EG TREES PROVIDE SHADE, AND FORESTS INFLUENCE RAINFALL AND WATER RETENTION, AND SEQUESTER CARBON), POPULATIONS (EG PREDATORS AND PARASITES HELP CONTROL POTENTIAL PREY POPULATIONS), WATER (EG WETLANDS FILTER EFFLUENTS AND TREAT WASTE, HELPING PURIFY WATER), AIR (EG TREES AND OTHER PLANTS PURIFY THE AIR BY REMOVING POLLUTANTS FROM THE	YES	
90	WELLBEING INDICATOR	ECONOMIC STANDARD OF LIVING	REMITTANCES TO OTHER COUNTRIES	THIS INDICATOR WILL SHOW HOW MUCH MONEY NEW ZEALANDERS SEND TO OTHER COUNTRIES, IN PARTICULAR PACIFIC ISLAND COUNTRIES. MANY PACIFIC PEOPLE WHO LIVE AND WORK IN NEW ZEALAND	NO	
91	WELLBEING INDICATOR	NATURAL CAPITAL	RENEWABLE ENERGY	THIS INDICATOR AIMS TO SHOW THE PROPORTION OF NEW ZEALAND'S ENERGY REQUIREMENTS (IN PETAJOULES (PJ)) THAT ARE BEING MET BY RENEWABLE RESOURCES. THESE RESOURCES ARE BOTH CLEANER AND SUSTAINABLE. THIS MEASURE STILL NEEDS TO BE DEVELOPED. AS A PROXY, WE ARE USING THE PROPORTION OF PRIMARY ENERGY SUPPLY OBTAINED FROM RENEWABLE SOURCES RATHER THAN THE PROPORTION OF TOTAL ENERGY AVAILABLE FOR USE FROM RENEWABLE SOURCES (EITHER DIRECTLY OR INDIRECTLY). PRIMARY ENERGY REPRESENTS THE SUPPLY OF ENERGY AVAILABLE TO THE NATIONAL ECONOMY AFTER ACCOUNTING FOR IMPORTS AND EXPORTS, BUT OFTEN REQUIRES TRANSFORMATION TO MEET THE REQUIREMENTS OF CONSUMERS (EG BEING TRANSFORMED FROM HYDRO TO ELECTRICITY).	YES	
92	WELLBEING INDICATOR	CITIES AND SETTLEMENTS	RESILIENCE OF INFRASTRUCTURE	THIS INDICATOR WILL SHOW HOW DURABLE NEW ZEALAND'S PHYSICAL INFRASTRUCTURE IS IN TERMS OF BEING ABLE TO WITHSTAND NATURAL AND MAN-MADE HAZARDS. PHYSICAL INFRASTRUCTURE RELATES TO THE FUNDAMENTAL STRUCTURES THAT ARE NECESSARY FOR AN ECONOMY TO FUNCTION. THESE INCLUDE: TRANSPORT NETWORKS (INCLUDING ROAD, RAIL, AND AIR OPTIONS), THE NATION'S POWER GRID, SEWERAGE AND WASTE DISPOSAL SYSTEMS, NATIONAL COMMUNICATION SYSTEMS.	YES	
93	WELLBEING INDICATOR	WATER AND SANITATION	SAFETY OF WATER FOR RECREATION AND FOOD GATHERING	THIS INDICATOR WILL AIM TO SHOW THE SAFETY OF THE WATER, IN PARTICULAR, WATERWAYS AROUND NEW ZEALAND FOR RECREATION AND FOOD GATHERING. THIS MEASURE STILL NEEDS TO BE DEVELOPED. AS A PROXY, WE HAVE INFORMATION ON ESCHERICHIA COLI (E. COLI) CONCENTRATIONS IN NEW ZEALAND RIVERS, WHICH IS USED TO QUANTIFY THE RISK OF CAMPYLOBACTER INFECTION. E. COLI IS A GROUP OF BACTERIA USUALLY FOUND IN MAMMAL INTESTINES AND THE PRESENCE OF E. COLI IN FRESH WATER INDICATES THE PRESENCE OF FAECAL MATTER, SO THE LEVEL OF E. COLI IN A WATER SAMPLE INDICATES	YES	
94	WELLBEING INDICATOR	LEISURE	SATISFACTION WITH LEISURE TIME	THIS INDICATOR WILL SHOW THE PERCENTAGE OF PEOPLE WHO REPORT HAVING THE RIGHT AMOUNT OF FREE TIME.	YES	
95	WELLBEING INDICATOR	HEALTH	SELF-REPORTED HEALTH STATUS: ADULT	THIS INDICATOR SHOWS THE PERCENTAGE OF PEOPLE AGED 15 YEARS AND OLDER WHO RATED THEIR HEALTH AS GOOD, VERY GOOD, OR EXCELLENT. SELF-REPORTED HEALTH STATUS IS NOT AVAILABLE FOR CHILDREN UNDER 15. INSTEAD, PARENT- OR CAREGIVER-REPORTED HEALTH STATUS HAS BEEN USED AS A	YES	
96	WELLBEING INDICATOR	HEALTH	SELF-REPORTED HEALTH STATUS: CHILD	SELF-REPORTED HEALTH STATUS IS NOT CURRENTLY AVAILABLE FOR CHILDREN UNDER 15. THIS MEASURE STILL NEEDS TO BE DEVELOPED. AS A PROXY, WE HAVE INFORMATION ON THE PERCENTAGE OF CHILDREN AGED UNDER 15 YEARS WITH GOOD, VERY GOOD, OR EXCELLENT HEALTH, AS RATED BY THEIR PARENT OR CAREGIVER. SEE SELF-REPORTED HEALTH STATUS: ADULT FOR INFORMATION ABOUT PEOPLE AGED 15 YEARS	YES	
97	WELLBEING INDICATOR	IDENTITY	SENSE OF BELONGING	THIS INDICATOR SHOWS THE PERCENTAGE OF PEOPLE AGED 15 YEARS AND OVER WHO REPORTED THEIR SENSE OF BELONGING TO NEW ZEALAND AT 7 OR HIGHER ON A SCALE OF 0 TO 10, WHERE 0 IS NO SENSE OF BELONGING AND 10 IS A VERY STRONG SENSE OF BELONGING.	YES	

Appendix D: Coverage of Community Well-being Measures in Indicators Aotearoa New Zealand

S.NO.	TYPE	TOPIC	INDICATOR	DEFINITION	AVAILABLE IN LTP	ALTERNATE DATA
98	WELLBEING INDICATOR	SUBJECTIVE WELLBEING	SENSE OF PURPOSE	THIS INDICATOR IS ABOUT HOW WORTHWHILE PEOPLE THINK THE THINGS THEY DO IN LIFE ARE, REFLECTING AN INDIVIDUAL'S SENSE OF PURPOSE. IT SHOWS THE PERCENTAGE OF PEOPLE AGED 15 YEARS AND OVER WHO RATED HOW WORTHWHILE THEY FELT THE THINGS THEY DO ARE, AT 7 OR HIGHER ON A 0 TO 10 SCALE. ON THIS SCALE 0 IS NOT AT ALL WORTHWHILE AND 10 IS COMPLETELY WORTHWHILE.	MAYBE	MENTAL HEALTH
99	WELLBEING INDICATOR	SOCIAL CONNECTIONS	SOCIAL SUPPORT	THIS INDICATOR SHOWS THE PERCENTAGE OF PEOPLE AGED 15 YEARS AND OVER WHO REPORTED IF THEY URGENTLY NEEDED A PLACE TO STAY, IT WOULD BE EASY OR VERY EASY TO ASK SOMEONE THEY KNOW.	MAYBE	CONNECTING WITH CENTRAL
100	WELLBEING INDICATOR	NATURAL CAPITAL	SOIL HEALTH	THIS INDICATOR WILL SHOW THE QUALITY OF DIFFERENT SOILS AROUND NEW ZEALAND.	YES	
101	WELLBEING INDICATOR	HEALTH	SPIRITUAL HEALTH	THIS INDICATOR WILL SHOW HOW CONTENT PEOPLE ARE WITH THEIR SPIRITUAL HEALTH. AMONG OTHER THINGS, SPIRITUAL HEALTH ENCOMPASSES: UNSEEN AND UNSPOKEN ENERGIES, FAITH, SPIRITUAL	MAYBE	COUNCIL SUPPORT TO ETHNIC GROUPS
102	WELLBEING INDICATOR	NATURAL CAPITAL	STOCK OF FRESHWATER RESOURCES	THIS INDICATOR WILL SHOW THE AMOUNT OF CHANGE IN NEW ZEALAND'S STORES OF FRESHWATER RESOURCES. THE TERM 'FRESHWATER RESOURCES' INCLUDES WATERWAYS SUCH AS STREAMS, RIVERS, AQUIFERS, AND LAKES THAT PROVIDE OPTIONS FOR FOOD, AS WELL AS RECREATIONAL AND CUSTOMARY USES.	YES	
103	WELLBEING INDICATOR	HEALTH	SUICIDE	THIS INDICATOR SHOWS THE PREVALENCE OF DEATHS CAUSED BY SELF-HARM IN NEW ZEALAND PER 100, 000 POPULATION. DATA FOR THE MOST RECENT YEAR ARE PROVISIONAL.	YES	
104	WELLBEING INDICATOR	CULTURE	TE REO MĀORI SPEAKERS	THIS INDICATOR SHOWS THE PERCENTAGE OF PEOPLE WHO REPORTED BEING ABLE TO TALK ABOUT EVERYDAY THINGS IN TE REO MĀORI. TE REO MĀORI IS THE INDIGENOUS LANGUAGE OF AOTEAROA NEW ZEALAND. THE LANGUAGE IS CENTRAL TO MĀORI CULTURE AND IDENTITY, AND FORMS PART OF THE HERITAGE OF OUR COUNTRY.	YES	
105	WELLBEING INDICATOR	WORK	UNDERUTILISATION	THIS INDICATOR SHOWS THE NUMBER OF PEOPLE AGED 15 YEARS AND OLDER IN THE EXTENDED LABOUR FORCE WHO ARE: UNEMPLOYED, UNDEREMPLOYED (PEOPLE WHO WORK PART-TIME AND WANT TO AND CAN WORK MORE HOURS), POTENTIAL LABOUR FORCE (PEOPLE WHO WANT A JOB AND ARE AVAILABLE TO WORK, BUT ARE NOT CURRENTLY LOOKING FOR A JOB AND PEOPLE WHO ARE UNAVAILABLE TO START	YES	
106	WELLBEING INDICATOR	WORK	UNEMPLOYMENT	THIS INDICATOR SHOWS THE PERCENTAGE OF PEOPLE IN THE NEW ZEALAND LABOUR FORCE OVER THE AGE OF 15 YEARS WHO ARE UNEMPLOYED OVER A SINGLE REFERENCE WEEK. THIS INCLUDES PEOPLE WHO: WERE NOT IN EMPLOYMENT, WERE AVAILABLE FOR WORK, HAD EITHER ACTIVELY SOUGHT WORK IN THE PAST FOUR WEEKS ENDING WITH THE REFERENCE WEEK, OR WOULD BE STARTING A NEW JOB WITHIN THE	YES	
107	WELLBEING INDICATOR	ECONOMIC STANDARD OF LIVING	VALUE OF UNPAID WORK	THIS INDICATOR WILL SHOW THE MONETARY VALUE OF UNPAID WORK UNDERTAKEN IN NEW ZEALAND IN: THE WORKER'S OWN HOUSEHOLD, ANOTHER HOUSEHOLD, A NOT-FOR-PROFIT ORGANISATION.	MAYBE	UNPAID AND VOLUNTARY WORK
108	WELLBEING INDICATOR	SAFETY	VICTIMISATION	THIS INDICATOR SHOWS THE PERCENTAGE OF NEW ZEALANDERS AGED 15 YEARS AND OLDER WHO SAID THEY HAD A CRIME COMMITTED AGAINST THEM IN THE LAST 12 MONTHS.	YES	
109	WELLBEING INDICATOR	SOCIAL CAPITAL	VOLUNTEERING	THIS INDICATOR WILL SHOW HOW MUCH TIME PEOPLE SPEND DOING VOLUNTARY WORK FOR A GROUP OR ORGANISATION. THIS MEASURE STILL NEEDS TO BE DEVELOPED. AS A PROXY, WE HAVE INFORMATION ON THE PERCENTAGE OF PEOPLE AGED 15 YEARS AND OVER WHO REPORTED HAVING DONE VOLUNTARY WORK FOR AT LEAST ONE ORGANISATION OR DIRECTLY FOR A PERSON FROM ANOTHER HOUSEHOLD IN THE	YES	
110	WELLBEING INDICATOR	WASTE	WASTE FLOWS IN WATERWAYS AND COASTAL MARINE ENVIRONMENTS	THIS INDICATOR WILL SHOW THE AMOUNT OF WASTE DISCHARGED INTO WATERWAYS AND COASTAL AREAS AROUND NEW ZEALAND EACH YEAR. THE TERM 'WASTE' INCLUDES CHEMICALS, SEWAGE, AND SOLID WASTE.	YES	
111	WELLBEING INDICATOR	NATURAL CAPITAL	WASTE GENERATION	THIS INDICATOR WILL SHOW THE AMOUNT OF WASTE PRODUCED IN NEW ZEALAND.	YES	
112	WELLBEING INDICATOR	NATURAL CAPITAL	WATER STRESS	THIS INDICATOR WILL SHOW THE AMOUNT OF FRESH WATER TAKEN FROM THE AVAILABLE FRESHWATER	YES	
113	WELLBEING INDICATOR	WORK	WORK/LIFE BALANCE	THIS INDICATOR SHOWS THE PERCENTAGE OF EMPLOYED NEW ZEALANDERS AGED 15 YEARS AND OLDER WHO ARE SATISFIED OR VERY SATISFIED WITH THE BALANCE BETWEEN THEIR WORKING LIFE AND LIFE	YES	
114	WELLBEING INDICATOR	WORK	WORKPLACE ACCIDENTS	THIS INDICATOR WILL SHOW WORK-RELATED INJURIES PER 1, 000 FULL-TIME EQUIVALENT EMPLOYEES. THIS MEASURE STILL NEEDS TO BE DEVELOPED. AS A PROXY WE HAVE INFORMATION ON THE RATE OF PEOPLE PER 1, 000 IN THE EQUIVALENT OF FULL-TIME WORK (IE FULL-TIME EQUIVALENT EMPLOYEES, FTES) WHO HAVE HAD A CLAIM ACCEPTED FOR A WORK-RELATED INJURY. IT IS BASED ON WORKPLACE CLAIMS TO THE ACCIDENT COMPENSATION CORPORATION (ACC). CURRENTLY, THIS IS THE BEST MEASURE AVAILABLE FOR	YES	

Appendix D: Coverage of Community Well-being Measures in Indicators Aotearoa New Zealand

S.NO.	TYPE	TOPIC	INDICATOR	DEFINITION	AVAILABLE IN LTP	ALTERNATE DATA
115	CONTEXT INDICATOR	POPULATION	AGE AND SEX STRUCTURE	THIS INDICATOR SHOWS THE PERCENTAGE DISTRIBUTION OF THE ESTIMATED RESIDENT POPULATION OF NEW ZEALAND, BY SEX AND FIVE-YEAR AGE GROUPS.	YES	
116	CONTEXT INDICATOR	PRODUCTION	COMPONENTS OF FINAL USE	THIS INDICATOR SHOWS THE LEVEL OF EXPENDITURE ON PRODUCTIVE ACTIVITY UNDERTAKEN IN NEW ZEALAND, AS MEASURED BY THE EXPENDITURE APPROACH TO GROSS DOMESTIC PRODUCT (GDP).	NO	
117	CONTEXT INDICATOR	POPULATION	DISABILITY STATUS	THIS INDICATOR SHOWS THE PERCENTAGE OF DISABLED NEW ZEALANDERS BY AGE GROUP. A DISABLED PERSON IS SOMEONE WHO EXPERIENCES ACTIVITY LIMITATIONS BECAUSE OF A FUNCTIONAL DIFFICULTY.	NO	
118	CONTEXT INDICATOR	POPULATION	ETHNIC COMPOSITION	THIS INDICATOR SHOWS THE PERCENTAGE DISTRIBUTION OF THE TOTAL POPULATION IN NEW ZEALAND BY	YES	
119	CONTEXT INDICATOR	POPULATION	FAMILY COMPOSITION	THIS INDICATOR SHOWS THE PERCENTAGE DISTRIBUTION OF THE NEW ZEALAND POPULATION BY FAMILY TYPE. THE TERM 'FAMILY TYPE' MEANS TWO OR MORE PEOPLE LIVING IN THE SAME HOUSEHOLD WHO ARE ONE OF THE FOLLOWING: COUPLE WITHOUT CHILDREN, COUPLE WITH CHILD(REN), ONE PARENT WITH CHILD(REN).	YES	
120	CONTEXT INDICATOR	POPULATION	FERTILITY	THIS INDICATOR SHOWS THE NUMBER OF LIVE BIRTHS, AND BIRTH RATES, OF NEW ZEALAND WOMEN.	YES	
121	CONTEXT INDICATOR	POPULATION	GEOGRAPHIC DISTRIBUTION	THIS INDICATOR SHOWS THE DISTRIBUTION OF THE ESTIMATED RESIDENT POPULATION BY REGIONAL	YES	
122	CONTEXT INDICATOR	POPULATION	HOUSEHOLD COMPOSITION	THIS INDICATOR SHOWS THE PERCENTAGE DISTRIBUTION OF THE NEW ZEALAND POPULATION BY HOUSEHOLD COMPOSITION. HOUSEHOLD COMPOSITION CLASSIFIES HOUSEHOLDS ACCORDING TO THE RELATIONSHIPS BETWEEN PEOPLE IN HOUSEHOLDS: ONE-FAMILY HOUSEHOLD (WITH OR WITHOUT OTHER PEOPLE), TWO-FAMILY HOUSEHOLD (WITH OR WITHOUT OTHER PEOPLE), THREE OR MORE FAMILY	YES	
123	CONTEXT INDICATOR	POPULATION	MIGRATION	THIS INDICATOR SHOWS THE CONTRIBUTION OF INTERNATIONAL MIGRATION TO NEW ZEALAND'S RESIDENT POPULATION. NET MIGRATION IS THE DIFFERENCE BETWEEN THE NUMBER OF PEOPLE WHO ARRIVE IN NEW ZEALAND TO LIVE AND THE NUMBER OF PEOPLE WHO LEAVE TO LIVE IN ANOTHER COUNTRY. MIGRATION ESTIMATES FOR THE MOST RECENT 16-MONTHS ARE PROVISIONAL. PROVISIONAL MIGRATION ESTIMATES ARE REVISED EACH MONTH UNTIL FINALISED ABOUT 17 MONTHS AFTER THE REFERENCE PERIOD. MIGRATION DATA TRANSFORMATION PROJECT HAS MORE INFORMATION ABOUT THE MIGRATION ESTIMATES.	YES	
124	CONTEXT INDICATOR	PRODUCTION	NATIONAL INCOME	THIS INDICATOR SHOWS THE INCOME RECEIVED (LESS INCOME PAYABLE) BY NEW ZEALAND RESIDENTS FROM BOTH DOMESTIC AND OVERSEAS SOURCES. THIS TAKES INTO ACCOUNT INCOME REDISTRIBUTED THROUGH INTERNATIONAL TRANSFERS OR GROSS NATIONAL INCOME PLUS NET INTERNATIONAL	NO	
125	CONTEXT INDICATOR	POPULATION	OVERSEAS-BORN POPULATION	THIS INDICATOR SHOWS THE PERCENTAGE OF NEW ZEALAND'S POPULATION WHO WERE BORN OVERSEAS AND THEIR DISTRIBUTION WITHIN AGE GROUPS AND REGIONS OF NEW ZEALAND. IT ALSO SHOWS THE PERCENTAGE OF THE OVERSEAS-BORN POPULATION BY THEIR GLOBAL REGION OF BIRTH AND ETHNIC GROUP.	MAYBE	ETHNIC POPULATION
126	CONTEXT INDICATOR	POPULATION	POPULATION SIZE	THIS INDICATOR SHOWS THE TOTAL ESTIMATED SIZE OF NEW ZEALAND'S RESIDENT POPULATION.	YES	
127	CONTEXT INDICATOR	PRODUCTION	PRODUCTION BY INDUSTRY	THIS INDICATOR SHOWS THE LEVEL OF PRODUCTIVE ACTIVITY UNDERTAKEN IN NEW ZEALAND. IT IS TAKEN FROM A VALUE-ADDED APPROACH TO GROSS DOMESTIC PRODUCT (GDP) BY INDUSTRY AND CONSTANT	MAYBE	GROSS DOMESTIC PRODUCT
128	CONTEXT INDICATOR	PRODUCTION	REGIONAL PRODUCTION	THIS INDICATOR SHOWS THE LEVEL OF PRODUCTIVE ACTIVITY UNDERTAKEN IN NEW ZEALAND BY INDUSTRY FOR EACH GEOGRAPHIC REGION (AS MEASURED BY GROSS DOMESTIC PRODUCT (GDP)).	MAYBE	GROSS DOMESTIC PRODUCT
129	CONTEXT INDICATOR	PRODUCTION	RETURNS TO FACTORS OF PRODUCTION	THIS INDICATOR SHOWS THE LEVEL OF PRODUCTIVE ACTIVITY UNDERTAKEN IN NEW ZEALAND BY RETURNS ON ALL THE FACTORS OF PRODUCTION IN THE ECONOMY (WAGES AND PROFITS).	NO	
130	CONTEXT INDICATOR	POPULATION	SEXUAL IDENTITY	THIS INDICATOR WILL SHOW THE DISTRIBUTION OF THE NEW ZEALAND POPULATION BY SEXUAL IDENTITY. THE TERM 'SEXUAL IDENTITY' RELATES TO HOW A PERSON THINKS OF THEIR OWN SEXUALITY AND WHICH TERMS THEY IDENTIFY WITH. AMONG OTHERS, SEXUAL IDENTITY TERMS INCLUDE: LESBIAN, GAY, STRAIGHT, ASEXUAL, TAKATĀPUI, BISEXUAL, PANSEXUAL. SEE MORE INFORMATION ON THE STATISTICAL STANDARD SEXUAL IDENTITY AND SEXUAL ORIENTATION (FRAMEWORK).	NO	
131	CONTEXT INDICATOR	POPULATION	GENDER	THIS INDICATOR WILL SHOW THE DISTRIBUTION OF THE NEW ZEALAND POPULATION BY GENDER. STATS NZ IS CURRENTLY CONSULTING ON A PROPOSED UPDATE TO THE DEFINITION OF 'GENDER'. FOR MORE INFORMATION, SEE SEX AND GENDER IDENTITY STATISTICAL STANDARDS: CONSULTATION.	YES	

Appendix D: Coverage of Community Well-being Measures in Indicators Aotearoa New Zealand

S.NO.	TYPE	TOPIC	INDICATOR	DEFINITION	AVAILABLE IN LTP	ALTERNATE DATA
132	CONTEXT INDICATOR	PRODUCTION	TOTAL NEW ZEALAND PRODUCTION	THIS INDICATOR SHOWS THE LEVEL OF PRODUCTIVE ACTIVITY UNDERTAKEN IN NEW ZEALAND (AS MEASURED BY GROSS DOMESTIC PRODUCT (GDP)) FROM A VALUE-ADDED APPROACH BY CONSTANT PRICES.	MAYBE	GROSS DOMESTIC PRODUCT
133	CONTEXT INDICATOR	POPULATION	URBAN/RURAL DISTRIBUTION	THIS INDICATOR SHOWS THE PERCENTAGE DISTRIBUTION OF THE TOTAL POPULATION BY URBAN/RURAL LOCATION. FOR A DEFINITION OF URBAN AND RURAL, SEE DEFINING URBAN AND RURAL NEW ZEALAND.	YES	